

TWED

NOVEMBER | 2016



Cowboy CHRONICLE



Inside...

**2016 LEGENDS FOUR
CORNERS DIVISIONAL**

**ETIQUETTE FOR A
"PROPER" VICTORIAN**
By Texas Flower

**DISPATCHES FROM
CAMP BAYLOR
THE LATEST WILD BUNCH
RIG FROM MERNICKLE**
By Capt. George Baylor

**OREGON STATE
CHAMPIONSHIP
MATCH 2016**

Appy Dan, zeros in with his
six gun in the Plainsman
Side Match.

Wild West Mercantile

7302 E. Main Street Suite #7 Mesa, AZ 85207
 Local : **480-218-1181** Toll Free : **800-596-0444**
 Website: www.wildwestmercantile.com



Get an additional 10% off your online order or in store purchase of a Rodeo King "Old West" Hat & Hat Accessories.

Just Enter Coupon Code **COWBOY10** at check out and get an extra Code good November 01, 2016 through November 30, 2016



Hat Accessories
 Hat Bands
 &
 Stampede Strings

Visit Our Store Location in Mesa Arizona
 We are located in East Mesa

Main Street between Power Rd & Sossamon Rd
 on the north side of the street in the Sun Valley Plaza

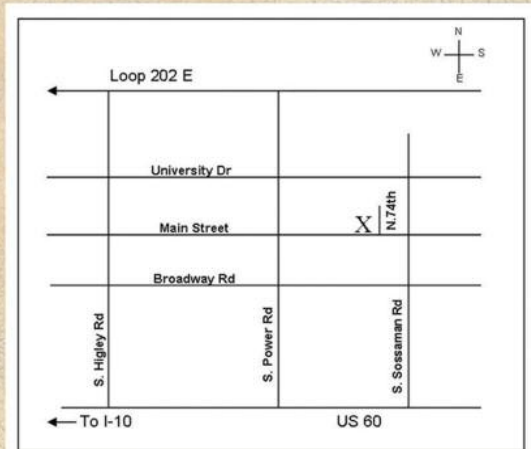
Questions?

Email the Trailboss at
info@wwmerc.com



MERCANTILE
 Store Hours

Monday-Saturday 10am - 6pm
 Closed Sunday



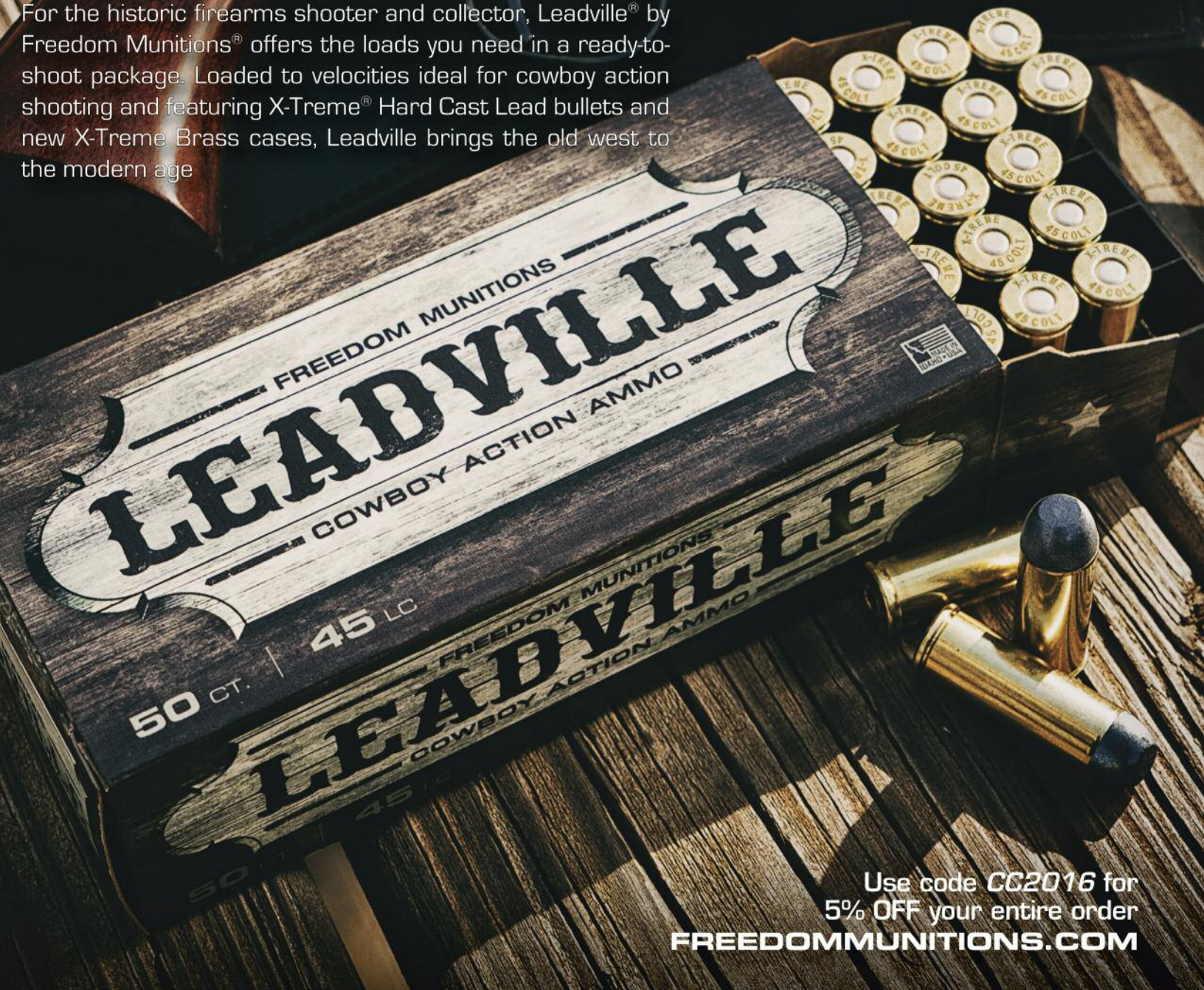
www.wildwestmercantile.com

Toll Free: 1-800-596-0444

NO AVERAGE COWBOY

357 Mag | 38 Special | 44 Mag | 45 Long Colt | 45-70 Government

For the historic firearms shooter and collector, Leadville® by Freedom Munitions® offers the loads you need in a ready-to-shoot package. Loaded to velocities ideal for cowboy action shooting and featuring X-Treme® Hard Cast Lead bullets and new X-Treme Brass cases, Leadville brings the old west to the modern age



Use code **CC2016** for
5% OFF your entire order

FREEDOMMUNITIONS.COM

CONTENTS

5	FROM THE EDITOR Skinny's Soapbox
6-10	COVER FEATURE Oregon State Championship ...
12-17	COSTUMING CORNER Etiquette for a "Proper" Victorian
18-24	ANNUAL REPORTS Kansas Black Powder 2016 ... Legends 2016
26-34	GUNS & GEAR Dispatches Camp Baylor ... Cowboys & Indian Store, LLC
35	REVIEWS-BOOKS The Misadventures, Double D. Darrenger & Gappy J. Daniels
36-41	HISTORY The Suppression of John Pope ... Little Known Famous People
42-45	PROFILES Scholarship Recipients 2016
46	TRAIL MARKERS Never To Be Forgotten
47-61	ARTICLES Shooting Down Some Myths ... Comic Book Corner
62, 63	GENERAL STORE
63	ADVERTISERS INDEX
64, 65	SASS NEW MEMBERS
66	SASS AFFILIATED CLUB LISTINGS (Annual / Monthly)



Josey Wales—Protector of the Gun Cart—stands guard over his master's possessions during this year's Kansas Black Powder Championship. Good dog!

Visit our Website at **SASSNET.COM**

SASS® Trademarks
 SASS®, Single Action Shooting Society®,
 END of TRAIL®, EOT®,
 The Cowboy Chronicle™,
 Cowboy Action Shooting™,
 CAS™, Wild Bunch™,
 Wild Bunch Action Shooting™,
 The World Championship of
 Cowboy Action Shooting™,
 Bow-legged Cowboy Design, and the
 Rocking Horse Design
 are all trademarks of
 The Single Action Shooting Society, Inc.
 Any use or reproduction of these marks
 without the express written permission
 of SASS is strictly prohibited.

The Cowboy Chronicle



Editorial Staff

Skinny
Editor-in-Chief

Misty Moonshine
Managing Editor

Tex and Cat Ballou
Editors Emeritus

Adobe Illustrator
Layout & Design

Mac Daddy
Graphic Design

Square Deal Jim
Advertising Manager

(410) 531-5456 • Cell: (703) 728-0404
chronicleads@sassnet.com

Staff Writers

Big Dave, Capgun Kid

Capt. George Baylor

Col. Richard Dodge

Jesse Wolf Hardin, Joe Fasthorse

Larsen E. Pettifogger, Palaver Pete

Tennessee Tall and Rio Drifter

Texas Flower

Whooper Crane and the Missus

The Cowboy Chronicle is published by
 The Wild Bunch, Board of Directors of
 The Single Action Shooting Society.
 For advertising information and rates,
 administrative, and editorial offices contact:

Chronicle Administrator
 215 Cowboy Way • Edgewood, NM 87015
 (505) 843-1320 • FAX (505) 843-1333
 email: SASSCHRON@sassnet.com
 http://www.sassnet.com

The Cowboy Chronicle (ISSN 15399877) is published monthly by the Single Action Shooting Society, 215 Cowboy Way, Edgewood, NM 87015. Periodicals Postage is paid at Plattsburgh, NY and additional mailing offices (Permit #20591).

POSTMASTER: Send address changes to The Cowboy Chronicle, 215 Cowboy Way, Edgewood, NM 87015.

DISCLAIMER - The Single Action Shooting Society does not guarantee, warranty or endorse any product or service advertised in this newspaper. The publisher also does not guarantee the safety or effectiveness of any product or service illustrated. The distribution of some products/services may be illegal in some areas, and we do not assume responsibility thereof. State and local laws must be investigated by the purchaser prior to purchase or use of products/services.

WARNING: Neither the author nor The Cowboy Chronicle can accept any responsibility for accidents or differing results obtained using reloading data. Variation in handloading techniques, components, and firearms will make results vary. Have a competent gunsmith check your firearms before firing.

From The Editor

SKINNY'S SOAPBOX

By Skinny, SASS #7361



Skippy, SASS #7361

The Cowboy Chronicle—October

Our previous—printed—issue of *The Cowboy Chronicle* featured END of TRAIL as well as several other interesting and informative articles. I was frankly quite pleased with the final look of that issue and proud to have helped produce it. However, it has become clear since its circulation that I committed a serious oversight in that I neglected to depict the overall man and lady winners (Missouri Lefty and SASS Kicker) in the body of the issue. I realize this is an important facet of the magazine to many of our readers and I truly apologize for any undue displeasure I may have caused anyone. Believe me, the omission was not made with malice.



2016 World Champions
SASS Kicker and
Missouri Lefty

To atone somewhat for my oversight, Misty Moonshine has come up with the excellent idea of running Missouri Lefty's and SASS Kicker's photos—crediting them as EOT 2016 match champions—along with short bios in the upcoming printed edition of *The Cowboy Chronicle* (January). Each champion will be given a full page in that issue and Misty promises me she will personally oversee the project.

tos—crediting them as EOT 2016 match champions—along with short bios in the upcoming printed edition of *The Cowboy Chronicle* (January). Each champion will be given a full page in that issue and Misty promises me she will personally oversee the project.

Election 2016— One More Time

By the time you read this, Election Day will be almost upon us and I want to take one last opportunity to urge you to go out and vote. As you know, I support Donald Trump as what I see to be the much lesser of the two evils (for our sport). But if, for your own reasons, you favor Hillary Clinton, then you should by all means *still* get out and vote. It's the only way our republican system (yes, we live in a republic, not a democracy) has a chance of working. Remember—if you don't vote you can't complain about who gets elected.

Comic Book Corner

This issue features the second adventure of Fargo Kid from this premiere comic book—a late 1940s periodical from Prize Publishing. Once again, it features early artwork by two illustrators who would go on to become legends in their field, Al Williamson and John Severin. Williamson went on to work on Flash Gordon and Secret Agent X-9 (Secret Agent Corrigan) and Severin, along with his sister Marie, became a regular at Marvel Comics. As always, material for Comic Book Corner comes to us through Comic Book Plus. Visit their website at www.comicbookplus.com to enjoy more vintage Western and other genre comic books.

—Skinny 🐾

ANNOUNCEMENT

Howdy SASS members,

SASS Headquarters is prepping for a future relocation! The office building that is currently being leased by SASS for our World Headquarters offices in Edgewood, New Mexico is being listed for sale by the owners of the building. While we cannot speculate as to the time frame, once the building is sold, the SASS Headquarters office will be relocated to another smaller, more economical facility in the area. Worry not, members- as you see a "For Sale" sign being raised at the SASS HQ building-all is well with SASS, we are thriving as an organization and aren't going anywhere! 🐾

Thanks!

Misty D. Miller
aka Misty Moonshine
Chief Executive Officer
Single Action Shooting Society
SASS Patron Life #83232

Correction

In the October issue of *The Cowboy Chronicle*, we correctly identified Gus Buck Silver (SASS #91335) as third place winner of the Men's Shooting Costume competition, but we unfortunately ran the wrong picture above his name. Pictured here is the correct caption together with the correct photo. Our apologies to Gus. 🐾


Third Place Shooting – Men
Gus Buck Silver dressed as an
1882 lawman with a
gambling past. His outfit
has silver dollars on his
holsters, belt, and buckle.





OREGON STATE CHAMPIONSHIP

SUPPORT YOUR LOCAL GUNFIGHTER



*Palaver Pete,
SASS Life/Regulator
#4375*

By Palaver Pete, SASS Life/Regulator #4375



Ladies in waiting.

We all know what it's like to support your local sheriff, but it may take some change in attitude to support your local gunfighter. After all, they seem like a rather aloof group that really doesn't need our support at all—they seem to manufacture enough amongst themselves. But in keeping with the spirit of the game, and our local and guest gunfighters in mind, the Oregon

State Cowboy Action Shooting™ Championship for 2016 kicked off in the Badlands of Central Oregon, located 24 miles east of Bend.

The Plainsman Event gave early indication of how competitive this match would be. Can you believe 3.07 seconds separated Buxton Look-out (SASS #40999) and Hey Granpa (SASS #60902) over a span of four grueling stages—Buxton finished

Stage 4 in 39.19 while Hey Granpa finished the same stage in 40.15, and so it was, back and forth, until Buxton finished up at 199.18 and Granpa finished up at 202.25. Granpa won the Open Category and Buxton won the Traditional category—a battle worth watching again—both winners are Oregon State Champions! But wait, that was not all, Wiley Bob (SASS #38162) and Buffalo Wings (SASS #56856) were close behind—Wiley Bob claimed second place in the Traditional Category while Buf-



High Road, SASS#75137, Prepares to shoot the rifle portion of the Plainsman event. Silver Sage Outlaw serves as R.O.

VISIT US AT SASSNET.COM



Oregon State Championship (Support Your Local Gunfighter) . . .

falo Wings won second place in the Open Category. Appy Dan (SASS #67998) placed third in Traditional and Sunrise Bill (SASS #64301) claimed third place in Open. The Ladies were not to be denied their time in the sun either, with Shot-Z-Lady (SASS #60903) nosing out Cascades Annie (SASS #70533) for the Plainsman Lady Category. Congratulations to all 13 competitors in the Plainsman Event, you all made it worth watching—wish I could see it unfold again!

The ever growing and expanding venue of Wild Bunch proved again to be one of the main attractions. Whisperin' Wade (SASS #36209) pulled his magic again, by topping all shooters and winning the Modern Category with an

incredible overall time of 116.74, for four stages, or an average of 29 Seconds per stage—congratu-



Arctic Annie and Deadwood Pete, two of the many volunteers who helped organize and manage the match.

lations WW! Not to be outdone, GDub (SASS #98435) topped all lady shooters and won the Lady Modern Category with a very respectable 234.68, placing tenth overall! Right behind GDub was Pepper G (SASS #89336), followed by Bullseye Miss (SASS #56827) and Camp Hag (SASS #84031)—all good shooting ladies! Sunrise Bill was top shooter in the Traditional Category, nosing out Hey Granpa and Riverdog (SASS #88745). Hoss Reese (SASS #88815) came in second behind Whisperin' Wade in Modern and Rowdy Rex (SASS #71002) rounded out the winning circle. All first place winners were Oregon residents, therefore, Oregon State Champions!

(Continued on page 8)



Oregon State Championship (Support Your Local Gunfighter) . . .

(Continued from page 7)

COMMENTS FROM PARTICIPANTS

“The Shoot was OUTSTANDING! Thanks for asking for my opinion. The Stages were quick and easy—there were a few that were challenging for me, not so much for the others. They had a Lawrence Welk type of set up, where instead of using four targets, they used two. It was well run, a large crowd—over 80. The weather cooperated. It was very impressive driving into the range and seeing all the motor homes and trailers. I think we took up over three-quarters of the meadow. They had a huge, white ‘event style’ tent, and having everything inside was very accommodating. The food was also excellent, and there was lots of it. It was catered by Wicked Good BBQ.”

—Shevlin Kid, SASS #72550.

“The Shoot was purely OUTSTANDING. My favorite was the Shotgun Shootout, where we had at least 30 participants and perhaps 40 spectators—

all of whom could not stop cheering. Great Shoot! Great people! Thanks for asking.”

—Silver Sage Outlaw, SASS #70532

“The Shotgun Shootout was the brain child of Silver Sage Outlaw. Procedure: start at port arms, shotgun stoked if desired. Two pigeon flyers, a water balloon, a stationary bird, a charcoal briquette cannon, two fallers with birds, four standard shotgun targets, and a lot of harassing and laughter from other shooters—what a hoot!”

—Whisperin’ Wade

APPLAUSE APPLAUSE!

A special round of applause for our State Shoot Workforce consisting of Anna Banana, Arctic Annie, Deadwood Pete, Cascades Annie, Silver Sage Outlaw, Sierra Sage Sue, Hoss Reese, Pepper G, Buffalo Wings, Appy Dan, Rico Kid, Li’l Italy, Sunrise Bill, Rowdy Rex, Shifty McCoy, Chendelier, Tetherow Tex LaRue, Scrambler, Bulls Eye Miss, Celilo, Powder River Rose, and the entire Pine Mountain Posse—

Oregon State Championship (Support Your Local Gunfighter) . . .



where would we be without you? And a big shoutout for our sponsors: Badman Bullets, Sportsman's Warehouse, Cabela's, Nosler Bullets, Lost Creek Armory, Prineville Men's Wear, Dillon Precision, and a big, big cheer for Match Director, Whisperin' Wade!

CLEAN SHOOTERS

Wild Bunch, Whisperin' Wade. Plainsman Event, Hey Granpa—congratulations to both—no easy feat!

COWBOY ACTION SHOOTING™ WINNERS CIRCLE

For perhaps the first time in SASS history, a mother and son shared the podium as top Lady and top Man shooter in a *major match*—what do you think—a new record so to speak? Let us know if this
(Continued on page 10)



PIONEER

SPECIALIZING IN MODEL 1873 & 1866 RIFLES & PARTS

PRICED FROM \$1351



Gun Works

COMPETITION PARTS

ALUMINUM CARRIERS, SHORT STROKE KITS, COIL MAINSPRING CONVERSION KITS, ACTION SPRINGS, SPEED SIGHTS, STAINLESS STEEL SPRINGS & FOLLOWERS, LIGHT WEIGHT FIRING PIN EXTENSIONS, & MORE!



COMPETITION READY RIFLES

RIFLE PACKAGES FOR ALL LEVELS!

STAGE 1: Economical rifle contains essential modifications for competition use

STAGE 2: For advanced competitors at any level

STAGE 3: The ultimate competition rifle

VISIT OUR WEBSITE FOR MORE INFO.

ACTION WORK:

RIFLES: UBERTI MODEL 66, 73 & MARLINS

REVOLVERS: COLTS, CLONES, RUGERS

SHOTGUNS: MOST DOUBLE BARRELS

www.PioneerGunWorks.com

VISIT OUR WEBSITE TO SEE OUR COMPLETE LINE OF COMPETITION PARTS

541-515-6084

Springfield, OR 97477



How to Repair and Customize Your Cowboy Action Guns!



**GET CERTIFIED
AS A COWBOY
ACTION ARMORER!**

Start gunsmithing in the fastest growing shooting sport in the USA! Step-by-step instruction from the American Gunsmithing Institute!



www.AmericanGunsmith.com

1-800-797-0867 enter offer code: cb2016

AMERICAN GUNSMITHING INSTITUTE 

Oregon State Championship (Support Your Local Gunfighter)

(Continued from page 9)

is not a precedent for our sport and game? Remember, mother and son, and a major match, not a club monthly shoot. Top Lady Shooter, Truly Goode, SASS#87955, and top Man, Fast Enough, SASS #85412. Congratulations to both mother and son!



Well that pretty well sums up our State Cowboy Action Shooting™ Championship match for 2016. To view overall scores and category scores, plus additional Northwest information, be sure to visit our web site at: www.pinemountainposse.com/ any questions or comments about this article should be directed to any one of the contacts listed in the above referenced website. You're a Daisy if ya do. 🐶

CIMARRON

News



Introduces its Line of Cowboy Hats

August 23, 2016, Fredericksburg, TX. “We are very excited about the new ‘CimaRands’ Hat Collection,” stated Cimarron CEO and Founder, Mike Harvey.

Mike says, “The new hats will replicate styles as worn by classic western characters such as CHARLEY WAYT™ (*Open Range*), J.B. BOOKS™ 1 and the smaller J.B. BOOKS™ 2 (*The Shootist*), JOSEY WALES™ (*The Outlaw Josey Wales*), TOM HORN™ (*Tom Horn*), DOC HOLIDAY™ and TOMBSTONE™ (*Tombstone*), and THE MAN WITH NO NAME® (*A Fistful of Dollars; For A Few Dollars More; The Good, The Bad and the Ugly*), with some available in distressed versions. These hats are intended to compliment Cimarron’s line of Hollywood Western cinema firearms and are priced from \$476-\$699 MSRP.

Ritch Rand, CEO and Founder of Rand’s Custom Hats, said “We both come from the same place—making the finest and most accurate products that a specific film or television project requires. History is our guide and our inspiration.”

Cimarron Arms is recognized as a leader in quality and authenticity in replica firearms. For the past 30 years, Cimarron has worked continuously to perfect the


authentic detail, fit, finish and function of their line of frontier firearms. For more information, please call 1877-SIXGUN1 or visit www.cimarron-firearms.com.

For more than forty years, Ritch Rand and his talented staff have been creating and fitting customers from around the world with headwear at his shop in Billings, Montana. Each hat is handcrafted for each customer using time-tested techniques of the hatter’s craft dating back to the mid-1800s. For more information, please call 1-800-346-9815 or online at www.randhats.com.

Both companies have extensive experience supplying their products to the Western film business and have found great success due to the historic accuracy and detail both put into their creations.

Texas Jack’s, a member of the Cimarron Firearms family, is a well-known Old West dry goods and gun store, outfitting western movies, supplying 1880s re-enactors, and supporting Cowboy Mounted Shooters and SASS competitors.

The new CimaRands Hat Collection will be available at Texas Jack’s Wild West Outfitter in Fredericksburg, Texas, in the heart of the Texas Hill Country. Call 1-800 TEX-JACK or look online at www.texasjacks.com.



Alloy Steel Targets by Arntzen Corp.
800-821-3475

www.A1Target.com



SassAd3

Costuming Corner

Etiquette for a “Proper” Victorian



By Texas Flower, SASS Life/Regulator #43753



Texas Flower, SASS
Life/Regulator #43753



Assisting a lady from a carriage.




Lift the hat to greet a lady on the street.

Ladies, when crossing a dusty street or ascending stairs, raise your dress a bit about the ankle while holding the folds of the dress together in the *right* hand and drawing them toward the right. It is considered vulgar to raise the dress with both hands as it would show too much ankle, but it will be tolerated for a moment when the mud is very deep. Gentlemen, lift your hat to a lady when she greets you in public, merely touching the brim or a slight tip of the hat is very rude. Yes, this was true in the Victorian Era. Learning about Victorian etiquette has been very interesting and entertaining!

While doing research and preparing for a presentation on Victorian etiquette for a local group, I was amazed with the countless rules of social manners and

conduct Victorians observed. Manners were of such importance that many books on etiquette were published and sales boomed everywhere including the frontier. More than 60 etiquette guides were published during the late 1800s so ladies and gentlemen could learn how to conduct themselves in all social situations. Young people were expected to use manners from an early age. Proper behavior was important to the many displaced southerners who came west after the Civil War as many of them had been raised to “Southern Manners.” While manners in the west might not have been suitable in a Victorian parlor, a man never behaved badly towards or in the company of a lady.

Etiquette for a “Proper” Victorian . . .



Escorting a lady on the right arm.

Rose—Beauty; Yellow Tulip—Hopeless Love; Pansy—Think of Me; Marigold—Cruelty).

Some of the manners were familiar, but some were new to me. Since I enjoyed learning about “proper” Victorian etiquette, I decided to share a few tidbits of Victorian etiquette with you.

For the Ladies

The wife should remember that upon her, to the greatest extent, devolves the duty of making the home happy. The laws of good breeding in no place bear more gratifying results than in the home circle.

Every woman should aim to make herself look as well as possible with the means at her command. A fondness for dress, when it does not degenerate into vain show, has an elevating and refining influence on society.

Wear gloves on the street, at church, and other formal occasions, except when eating or drinking.

A lady walks quietly through the streets, seeing and hearing nothing that she ought not to see and hear, recognizing acquaintances with a courteous bow, and friends with words of greeting.

A lady is always unobtrusive and never talks loudly, or laughs boisterously.

A lady who sits cross-legged or sidewise on her chair, who stretches out her feet, who has a habit of holding her chin, or twirling her ribbons, or fingering her buttons, shows clearly a want of good home training.

At a ball, never refuse one gentlemen and accept another for the same dance, unless it was previously

(Continued on page 14)


After searching the Internet for etiquette information, I decided I really needed to see an original Victorian etiquette book. I searched Amazon and eBay and, as you might expect, there were several but with a higher price than I was willing to pay for my curiosity. Finally, I was able to find and snag one on eBay that I thought might teach me how to be a “Proper Victorian Lady.” It is an 1882 publication and very fragile. The title is *Our Deportment – or the Manners, Conduct and Dress Of The Most Refined Society* by John H. Young, A.M. It covers many social situations and topics from basic etiquette for ladies and gentlemen to etiquette of foreign courts. It even has a chapter on “The Language of Flowers.” In this chapter is a list of many flowers and plants to which a sentiment was attached (e.g.



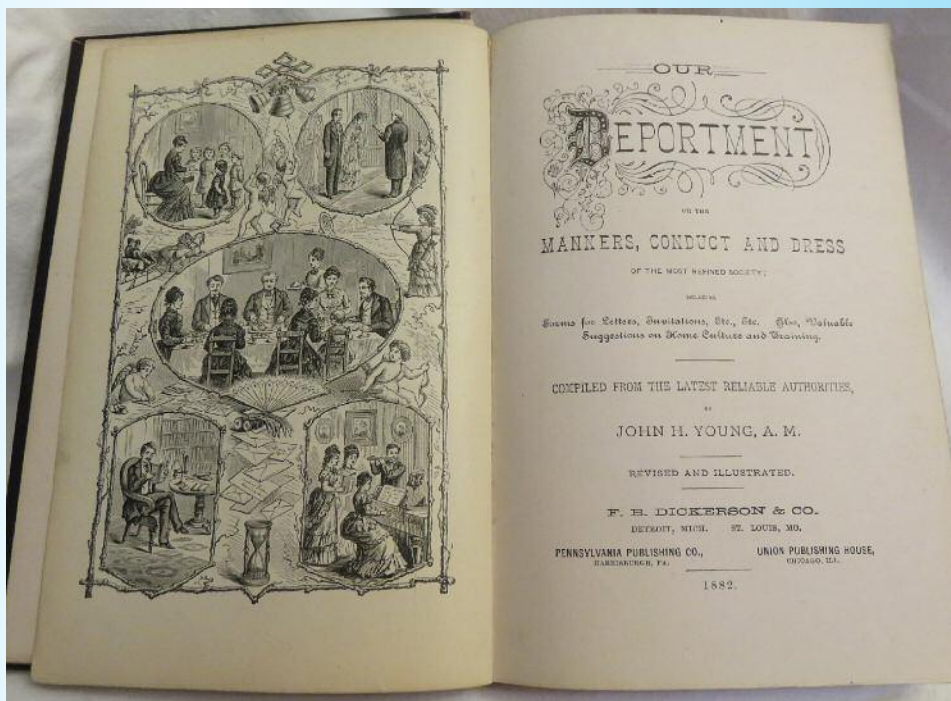
Physical activity—important to well-bred men and women.

Etiquette for a "Proper" Victorian . . .

(Continued from page 13)



*Our Department, 1882—
424 pages of manners and conduct.*



Our Department—Title Page.

promised. Never dance with the same partner more than once or twice in an evening.

For the Gentlemen

Generally, a gentleman removes his hat when going indoors. If in doubt, it is best to remove the hat. It is considered a sign of disrespect to leave the hat on when it would be proper to remove it.

Offer your right arm to escort a lady with whom you are acquainted. A gentleman may take two ladies upon his arms, but under no circumstances should a lady take the arms of two gentlemen.

In a two-seated carriage, a gentleman takes the seat facing backward as the choicest seat is the one facing the horses and a gentleman should always yield this seat to the lady. He does not sit next to a lady unless he is her husband, brother, father, or son. A person should enter a carriage with the back to the seat, so as to prevent turning round in the carriage. A gentleman exits the carriage first so he may

assist a lady out of the carriage without waiting for the formality of an introduction. In assisting a lady to enter a carriage, a gentleman will take care that the skirt of her dress is not allowed to hang outside. He must see that she is comfortable in every way, before he seats himself.

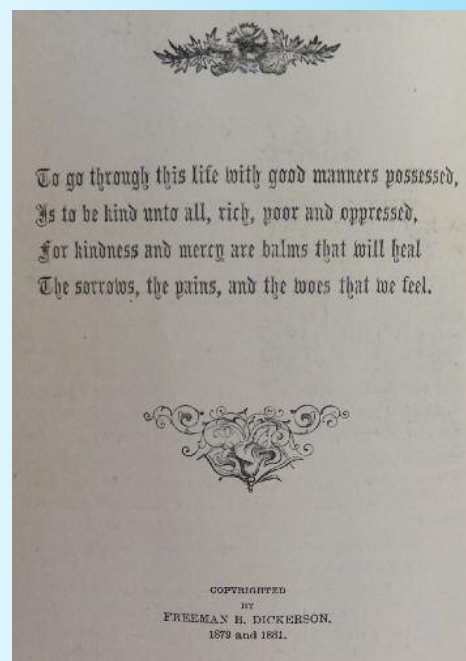
A gentleman desiring a lady to accompany him to the opera or theatre must send her a written invitation not later than the day previous to the entertainment. It must be written in the third person, upon white notepaper of the finest quality with an envelope to match. The lady must reply immediately. When entering the hall in which the entertainment is given, a gentleman should walk by the side of the lady unless the width of the aisle is not sufficient to allow this, then he should precede her in order to locate their seats.

Gloves are worn by gentlemen as well as ladies, but not in the country or at dinner. White or

cream color should be worn for evening and gray or darker colors for the day.

It is neither respectful nor polite to smoke in the presence of ladies nor should a gentleman smoke in a room ladies are in the habit of frequenting.

(Continued on page 16)



Our Department—Preface.



A. Uberti[®]
HISTORY REPEATS ITSELF



Uberti's Short-Stroke Action

The short-stroke concept reduces the hammer-travel by about 20% compared to a regular single-action revolver. This reduction translates in time saved when every second counts.

FASTEST IN THE WEST

SINCE 1959

Whether you shoot one- or two-handed, the Uberti Short Stroke SASS Pro will be the fastest sixgun on the line. Its clockwork-like action, short-stroke hammer (-20% travel) wide, easy-cock hammer spur and deeply-checked wood panels make it shoot as good as it looks.



1873 CATTLEMAN
SHORT STROKE SASS PRO
Case-hardened, walnut grip
.45 Long Colt or .357 Magnum
5½" or 4¾" barrel length

Find us on  Facebook

Uberti.com

Etiquette for a "Proper" Victorian . . .

(Continued from page 14)

Of course, all the basic manners apply to the gentlemen such as opening doors, retrieving dropped items, helping with coats, offering your seat when no others are available, and assisting a lady with her chair.

For Ladies and Gentlemen

A lady is always introduced to a gentleman. A social inferior is introduced to a superior.

When being introduced to a gentleman a lady does not know, she may choose to bow politely. A gentleman must not offer to shake hands with a lady until she has made the first movement. If she decides to offer her hand, she presents it thumb up for a hand shake or knuckles up to be kissed. When a gentleman is introduced to a lady, he should remove his hat with his left hand so he can bow or be prepared to shake or kiss the lady's hand with his right hand. Kissing of the hand is usually only done when the lady and the gentleman know each other. Gentlemen, if you *do not* know the lady and she offers her hand to be kissed, bow slightly over the hand,

but do not touch the hand with your lips.

Never refer to another adult by his or her first name in public.

If an object is to be indicated, you must move the whole hand, or the head, but never point.

In a ballroom, where the introduction is to dancing, not to friendship, do not shake hands. An introduction is followed by a bow. Usually the more public the place of introduction, the less handshaking takes place.

Dinner Etiquette

The host leads the guests to dine escorting the senior lady (in age or social standing) on his right arm. All other gentlemen follow with a compatible lady on their right arms. Husbands should not escort their wives or brothers their sisters. The hostess takes the right arm of the senior male (in age or social standing) and enters last. Gentlemen seat the lady they are escorting to their right. All gentlemen remain standing until the ladies are seated. Ladies remove their gloves when seated. Gentlemen remove

COLT

UMAREX
ZEROED IN

SINGLE ACTION HISTORIC REVOLVER
BY WESTERN JUSTICE

Available in .177 caliber BB & pellet versions

JOHN WAYNE, *John Wayne*, DUKE and THE DUKE are the exclusive trademarks of, and the John Wayne name, image, likeness, and voice, and all other related indicia are the intellectual property of, John Wayne Enterprises, LLC. Licensed Trademark of Colt's Manufacturing Company LLC.

*John Wayne*TM

JOHN WAYNE

DUKE

Signature Series Airgun Replicas

AN AIRGUN WORTHY OF AN AMERICAN ICON

This 6-shooter is a fine collector's piece & a faithful, functioning replica of the gun that changed the West. The revolver features authentic action, a full metal frame & handsome grip panels that include a detail of the Duke himself. Once you add CO2 & ammo, you're ready to plink the day away.

888-262-GUNS | PYRAMYDAIR.COM/DUKE 

Etiquette for a “Proper” Victorian



A mother and children.

theirs just before seating themselves. A gentleman may tuck a napkin into his collar to prevent soiling his shirt or tie, but ladies should place the napkin in their laps.

Physical education is indispensable to every well-bred man and woman. A man should be able to defend himself from ruffians, if attacked, and also to defend women from their insults. Dancing and calisthenics are also essential for a lady, for the better physical training, the more graceful and self-possessed she will be.

There are plenty more manners and Victorian conduct where those came from! So, ladies and gentlemen, we should be grateful we do not have to learn and remember *all* the Victorian “rules” of etiquette in our society today—*but, good manners are universal and always appropriate in 2016 as they were in 1882!*

made in Italy

When
History
meets
Quality

F.lli PIETTA

www.pietta.it

Annual Reports

KANSAS Black Powder Championship 2016

By Major Art Tillery, SASS #87441



Shady Willie Brown (SASS #77673) shooting the “All Guns” Side Match.

A breeze slowly picks up on the prairie... picking up a tumbleweed here and there, rolling them down the road from Butterfield Gulch. A slight drizzle has settled across the range, as the cowboys and cowgirls pack up to head on down the trail to their next adventure. The 2016 Kansas Black Powder Championship, held May 6-8, has come to an end, but it sure was some kind of shindig!

This past year the gang at But-

terfield Gulch has worked hard to bring you another great black powder match, our **fourth** in a row! We had 63 shooters join us this year—our biggest attendance yet—from Arkansas, Missouri, Oklahoma, Illinois, Nebraska, and of course Kansas. During this match shooters do have the option to join us and shoot smokeless if they choose to, they are just scored separately from the black powder shooters. We had only a handful shoot

smokeless though, the large majority took the plunge and joined the “Dark Side” for a few days. The largest two categories of this match turned out to be Classic Cowboy and Frontiersman. WE HAD NINE, THAT’S RIGHT, NINE FRONTIERSMAN ATTEND! And those shooters included Blue Mesa (SASS #63240), Monco (SASS #92978), Count Sandor (SASS #74075), Noz (SASS #62899), High Plains

VISIT US AT SASSNET.COM

Kansas Black Powder Championship 2016 . . .*Count Sandor at the Stage Depot.**Blackwater Bruce (SASS #85094)
of Arkansas showing how
Classic Cowboy is done!**Stirrup Trouble (SASS #98294)
of Nebraska Territory.*

pated in long range shooting, I urge you to come on out and join us at our annual match to give it a try. After long range the other side matches began back down at our main shooting range. This year we had the normal speed events: rifle, pocket pistol, revolvers, shotgun... but we also offered something new! We opened up a stage for an "All Gun" Side match, it had everything! The "All Gun" was a timed event with the shooting of main match pistols, match rifle, shotgun, derringer, pocket pistol, 1911, and a big bore! YEEHAA!! This side match was very popular and we plan to bring it back next year for the shooters! If you didn't have some of these firearms, you could still shoot because in true cowboy fashion we had plenty of guns and ammo available for all to use.

Smokey (SASS #54146), and Fingers McGee (SASS #28654). It was something to watch those cap and ball shooters do their thing in a true black powder category. Job well done fellas!

This year the Kansas Black Powder Championship kicked off with long range shooting and side matches on day one (Friday the 6). The long range matches involved targets at distances from 50 yards all the way to 400 yards at a big ol' buffalo! Here at Butterfield Gulch we shoot Pistol Caliber Lever, Big Bore Lever, Big Bore Single Shot, and Black Powder Buffalo Rifle. It is something to sit by and watch shooters try their hand against the Kansas winds and hear the BOOM of the Buffalo Rifles as they battle it out. If you have never partici-

May 7 and 8 saw the main match competition. This year the stages and start lines were all based on the movie *Tombstone*. Lets face it, that movie has so many great quotes it is just hard to *not* use them for start lines! For two days shooters battled it out over twelve stages... some to win overall, some just to win their category, and others just for the love of the sport and camaraderie that Cowboy Action Shooting™ has. We all shoot for different reasons and it was a joy to see so many folks having a great time during the few days they were with us. Butterfield Gulch has seven different permanent stages that are used for our shooting events. These stages include The Fort, Stage Depot, Livery Stable, General Store, Saloon, Jail, and the Gallows (New for 2016). We have several improvements planned for

(Continued on page 20)



Kansas Black Powder Championship 2016 . . .

(Continued from page 19)

completion in the next year. The stages for the Black Powder Championship had a variety of movement and shooting sequences, with nothing that was too difficult to remember. The targets were moved and rearranged from day one to day two to keep things interesting.

At the end of Saturday's main match shooting, and a nice break to unwind, folks put on their "going to town" clothes and headed to historic Abilene, Kansas for the banquet meal. The meal was top notch, with salad, rolls, bacon-wrapped pork tenderloin, veggies, potato, and desert! During the banquet, side match awards were handed out to the quickest and the most accurate cowboys and cowgirls that participated in those events. There were also random drawings for shooters prizes, with everyone receiving a little something. We had many sponsors this year that stepped up and helped us out with some amazing prizes and donations for the shooters. From custom gun grips, weather radios, gift certifi-

cates, cleaning solvent, and much, much more. The support the club received from these folks was amazing! We had so many donations they were being tossed out to shooters for all three days of the Black Powder Match! This year was the first year we also had a one of a kind rifle to raffle off... a Henry .22 lever action frontier model with octagon barrel. What made this rifle special was the serial number was BUTTERFIELD1. The box was even signed by Mr. Anthony Imperato, President/Owner of Henry Rifles! A very happy shooter from Kansas by the name of Sgt. Strodog (SASS #100152) won it. Congrats pard!

Sunday was the final chapter of the 2016 Kansas Black Powder Championship. On Sunday the weather was a little difficult, with overcast skies and occasional rain showers. But in true cowboy/cowgirl fashion the shooters did not let the weather bother them and battled out the six final stages to see who would come out on top, stop-

ping only for the lunch that was provided on both days and to keep their gear covered.

As suddenly as the black powder match approached and began,



Henry Rifle winner Sgt. Strodog.

VISIT US AT SASSNET.COM

Kansas Black Powder Championship 2016 . . .



and see how they placed when the smoke cleared. Top overall Kansas shooters were Fort Hays Preacher (SASS #33995) and Cooncan (SASS #101282).

The Butterfield Gulch Gang would like to thank everyone who made the trip to join us this year for the Kansas Black Powder Championship! THANKS FOR COMING! We sure hope to see you again next year, as we just learned that we will once again be holding the Championship for 2017! So make plans to come on out to Kansas May 5-7, 2017 to help smoke up the prairie for a few days. You won't regret it!

For the complete list of scores for the 2016 Kansas State Black



it had to eventually come to an end. The range quickly become quiet once again, the black powder smoke slowly drifted out among the rain drops and low clouds strung over the Kansas prairie. Cowboys and cowgirls retreated back to their "wagons" to stash away their shooting gear as the scores were calculated. Then everyone slowly made their way back to the range to gather around

Powder Championship please use the following link <http://butterfieldgulch.com/scores.html>. You will see two sets of scores listed: "2016 Siege At Clark's station" for the smokeless shooters and of course the "2016 Kansas State Black Powder Championship" for the **Dark Lords** of gun powder! While you're there please browse around and add us to your favorites and keep us in mind when making your cowboy traveling plans for 2017. We will have a link to the 2017 entry forum posted soon. Also check us out on Facebook, <https://www.facebook.com/pages/BUTTERFIELD-GULCH-GANG/716929514999946> . . .



Annual Reports

Legends 2016


SASS Four Corners Regional and Wild Bunch Divisional Championships

By B.T. Blade, SASS Life #35685

Hurricane, UT (April 18-23). It was a beautiful spring morning in southern Utah when the first rounds went downrange at the Legends Four Corners Regional/Wild Bunch Territorial Championships. Blue skies, a few white clouds and a slight breeze signaled the start of what was to be an exciting fun-filled week! While the “Four Corners Regional” is comprised of the states of Utah, Arizona, New Mex-

ico and Colorado, approximately 140 SASS members from nine states packed their gear and came to the event. They were not disappointed! Match Directors J.T. Wild (SASS #20399), Second Fiddle Sue (SASS #55872) and members of the Dixie Desperados had a week planned that few would forget.

The Range crew, headed up by Juan Bad Hombre (SASS #73487) had the range in world-class shape.



*B.T. Blade,
SASS Life #35685*



Legends 2016 SASS Four Corners Regional and Wild Bunch Divisional Championships . . .

Fresh paint covered many of the stage façades. Vendors were on site including local (and Winter Range favorite) food vendor “Handlebar Hank’s.” Lunch for the Wild Bunch shooters was hosted by the Dixie Desperados and provided by Arby’s. There was a Chili feed on Wednesday afternoon again hosted by the Dixie Desperados with entertainment hosted by Cowboy Poet yours truly. Thursday evening a group of more than 30 shooters headed to the Gun Barrel Steak and Game House in St. George for an evening of great food and cowboy fellowship.

So... enough about food. There was a Cowboy Swap Meet on Wednesday afternoon, side matches for both Wild Bunch and Traditional Cowboy Action



Shootin’, team events, and a Top Gun Shootoff.

The Saturday Night Awards Banquet was held at the Hilton Garden Inn in St. George. The facilities and Banquet room accommodated us quite nicely with meal and dessert choices fit for a Top Hand (sorry to bring up food again). JT Wild and Second Fiddle Sue lined up sponsors for this event that read like a “Who’s Who” of Cowboy Action Gear. Sturm Ruger, Sportsman’s Warehouse and Dillon Precision were just a few of the businesses that stepped up and donated raffle prizes. The room was filled with lots



of happy cowpokes when the winning tickets were announced.

The evening wouldn’t be complete without a costume contest and quite frankly, I felt the judges had some tough choices in selecting the winners. First place winners were...

- Cowboy: Quickly Down Under, Sass #99856
- Cowgirl: Trixy Trigger, Sass #100336
- Junior Girl: Fastdraw Fawn, Sass #94157
- Junior Boy: Red Creek Kid, Sass #103140
- Lady B/Western/Silver Screen: Aspen Filly, Sass #50535
- Men B/Western/Silver Screen: Juan Bad Hombre, Sass #73487
- Best Dressed Couple: White Ryder, Sass #71898 and Dusty Dawn, Sass #71899
- Best Dressed Gentlemen: Jubal Sackett, Sass #22531
- Best Dressed Lady: Anita Gunn, Sass# 92434

(Continued on page 24)

<p>Smokeless RELOADING Services CALL for Custom Loads</p> <p>.45LC/200gr LRN- \$210/500 (Wild Bunch Rifle) .45LC/200gr LRNFP- \$190/500 (Low Recoil) .45LC/160gr LRNFP- \$190/500 (X-Low Recoil) .38Spl/130gr LRNFP Marlin Long- \$150/500 (Low Recoil) .38Spl/130gr LRNFP Std - \$150/500 (Low Recoil) .45ACP/230gr LRN- \$210/500 (Wild Bunch)</p> <p><small>(Due to the component market, all prices subject to change without notice)</small></p>	<p>GUNFIRE ARMS & AMMUNITION</p> <p>561★312★9075</p> <p>Kid Celero #69273</p> <p>BY COWBOYS, FOR COWBOYS</p>	<p>* ATTENTION COWBOYS * Ruger Vaquero Short-Stroke \$475.00/pair GAA DOES NOT use "kits" Free-Spin - \$50.00/pair Jewel hammers/triggers - \$50.00/pair Check out our Gallery www.GunfireArms.com</p>
---	---	--

Legends 2016 SASS Four Corners Regional and Wild Bunch Divisional Championships . . .

(Continued from page 23)

On to the Wild Bunch and Main Match Awards. For Wild Bunch the First Place Winners were...

Modern: J.T. Wild, SASS #20399

Traditional: Mokaac Kid, SASS #78721

Lady Modern: Claudia Feather, SASS #2816

Lady's Traditional: Lawless Lill, SASS #80605

Senior Modern: Celtic Rover, SASS #34921

Main Match Winners were...

49'r: El Diablo, SASS #90046

Buckaroo: Red Creek Kid, SASS #103140

Cowboy: Territorial Ryder, SASS #31939

Cattle Baron: Doc Peacock, SASS #61221

Classic Cowboy: Anvil Horn, SASS #90313

Cowgirl: Etta Rose, SASS #95923

Duelist: Zona, SASS #54629

Elder Statesman: Blue Ridge Ranger, SASS #31232

Frontier Cartridge: Ol #4, SASS #41004

Frontier Cartridge Duelist: Four Bucks, SASS #36386

Frontier Cartridge Gunfighter: William Waddy, SASS #48486

Grande Dame: Claudia Feather, SASS #2816

Gunfighter: Idaho Bad Company, SASS #28943

Senior Gunfighter, Navajo Kelly, SASS #85246

Lady 49'r: Anita Gunn, SASS #92434

Lady B-Western: Aspen Filly, SASS #50535

Lady Gunfighter, Bank Robbin Robin, SASS #59040

Lady Senior: Belinda Belle, SASS #42966

Lady Silver Senior: Lawless Lill, SASS #80605

Senior: J.T. Wild, SASS #20399

Senior Duelist: Arizona 2 Dogs, SASS #9446

Silver Senior: Twelve Mile Reb, SASS 30634

Wrangler: Mokaac Kid, SASS #78721



The winner's of the Top Gun Shootoff where Avery Wade and Lawless Lill. The Overall Match Winners were Twelve Mile Reb and Belinda Bell

Congratulations to each of the Winners and sincere thanks to all the participants, volunteers, sponsors and vendors who made this match such a big success. Years ago I coined the phrase "SASS, come for the shootin', but STAY because of the people!" This year's "Legends" proved that saying. I know I speak for the Dixie Desperados when I say I hope our trails cross again real soon at Legends 2017. See you out on the range!

Christmas Special !!

20% off all in stock hats
(Expires 01/02/2017)

D Bar J Hat Co.
5960 Topaz St.
Las Vegas NV
89120

(702)740-HATS(4287)
www.DBarJHats.com




X-TREME **BULLETS** **HARD CAST LEAD**

PERFORMANCE
DELIVERED DOWN RANGE

BULLETS ● BRASS ● PRIMERS ● POWDER

TEXT 123AMMO TO 33444
TO RECEIVE SPECIAL PRICING OFFERS

———— **XTREMEBULLETS.COM** ————



*Captain George Baylor,
SASS Life / Rugulator #24287*

Guns & Gear

DISPATCHES FROM CAMP BAYLOR

Mernickle Custom Holsters New Wild Bunch Rig

By Captain George Baylor, SASS #24287 Patron Regulator

In 2015 Bob Mernickle started revising some of his line. The first rig that came out of his fertile mind was the wildly successful HP rig that was the subject

of the [January 2016 Dispatches](#) column and helped Mernickle Custom Holsters to win the 2015 Wooly Award for Merchant of the Year. Then he went to work on his Wild Bunch rig, already the most successful rig in Wild Bunch. In addition to its popularity in WBAS matches, thousands have been sold in the Dillon Precision catalog as an excellent field holster.

He had the rig at END of TRAIL, but in my case he had only part of the rig. He had a left-

handed holster but no left-handed magazine pouches. His pouches are molded to fit the magazine in the correct position for loads. But I immediately used the new holster starting with the warm up match. I saw no reason to go back.

New Holster

Now, despite the first batch of magazine pouches disappearing into the postal system, never to be found, I have the entire rig. Let's



New Mernickle Wild Bunch holster (left-handed). The attached knife sheath from Mernickle holds a 1911 Screwknife© from Redwing Trading Company (That's a 1911 barrel bushing wrench on the end, not a bottle opener). The sheath has a tension adjustment screw and holds the knife tight but allows quick access.



"Old" Mernickle Wild Bunch holster, the most successful holster in WBAS.



New hammer safety strap. Very quick release, weighted to keep the hammer thong out of the way when not in use.

Dispatches From Camp Baylor . . .



New (left-handed) double magazine pouches on top, old pouches on bottom. With the new pouches, eight magazines fit in the same width as six with the old pouches.



Mernickle Wild Bunch loading strips, new on the right uses military grade elastic loops. Magazine pouch is ambidextrous.

start with the holster. It is angled slightly muzzle forward, which works very well with my wrist, which is out of warranty. I don't have to bend my wrist from the

draw to the shot. Mernickle calls this, "Wrist Relief. No more bending your wrist back like a conventional holster, yet allowing the gun

(Continued on page 28)

Mernickle Holsters

Helping to create **"World Champions"** since 1975.

When it comes to "High Performance" Bob Mernickle "world champion Speed shooter and multi speed record holder" knows how to get to the gun fast! "He then says you have to get it back in equally as fast!" Welcome to the **NEW "HP series" of Cowboy Action Shooting Holsters.**



High Performance
HP1 REF1

The NEW HP1REF1 comes with a lot of new design ideas .
Here are just some of them.

- We have dropped the holster down 1 1/2" lower than anything we have done before making for an easier reach for the gun.
- We have cut the front down to allow a full thumb landing on the upper frame for those who do a gun transfer.
- For gun transfer we now do a taper below the trigger guard that tapers to the point where the guard meets the frame allowing the center finger to reach under the guard for a one hand draw keeping the grip frame completely free of the hand. This makes doing a gun transfer easier than ever thought possible. The side has been dropped and then flared out for the easiest re-holster ever!
- The new "WR"™ Wrist Relief! This is designed into the angle of the holster so when you reach for a gun you will not have to flex your wrist back to grab the gun yet you will be able to bring the gun straight up for an extremely fast draw with the quickest accessibility to the front site ever!
- The newly designed "Speed Load"™ shell holder no longer needs a stopper plate under the shells and can be staged at any height you the shooter would like to see them at. Also you no longer have to pull the shell straight up. You are free to choose the angle of grab which suits your shooting style the most.
- Then to finish all this off we have had a new dye lot created called "Gunfighter Brown"™.

**Now you can shoot fast, be accurate and look good at the same time.
It doesn't get any better than that!**

WWW.MERNICKLEHOLSTERS.COM EMAIL: SALES@MERNICKLEHOLSTERS.COM
Phone: 1-800-497-3166 FAX: 775-575-3188

VISIT US AT SASSNET.COM

Dispatches From Camp Baylor . . .

(Continued from page 27)



New shot shell slide and rifle cartridge slide on top, separated so they can be placed as desired. Military grade elastic loops replace leather. The old pouches held four shotgun and five rifle rounds but came in left-handed and right-handed versions.

to come straight up – for the fastest draw yet!” The holster sits a little farther out from the belt, making access to the holster very repeatable. Grabbing the gun with a complete firing grip without fumbling or having to look at the holster is a snap. In Wild Bunch Action Shooting the shooter never re-holsters on the clock, but of course in practice, drawing, re-holstering, drawing, repeatedly occurs. The holster is well placed for that, too.

The belt is 2-1/2" wide with a

brass buckle and should hold its shape over years of frequent use.

Magazine Pouches

The “old” magazine pouches work very well. They also look cool with the “US” band on them. The band is lost in the new ones, but this is a good thing. It allows four pouches to fit in the room three did before. Why is this important? When Wild Bunch Action Shooting started, 20 pistol shots were the norm – four magazines of five rounds each. One was in the gun and three on the belt, making



Back of Mernickle Wild Bunch loading strips. Military grade elastic loops do not stick or bind, making it easier to get rounds out.

it easy to have spares for dropping and a “Barley Fife” with three double magazine pouches. But match directors discovered they could put in 25-round stages and people liked it. So they tried 30, then 35, sometimes more. So we needed more magazine pouches. Then Wild Bodie Tom’s Bodie Blast (Cowtown in Phoenix, December) had a 140 round pistol stage (20 seven round magazines). But that wasn’t a normal event (to say the least). If you’re a serious competitor, you need to be prepared for 35 round stages. “Well,” you ask, “35 rounds is seven magazines; why do you need the ability to carry eight magazines?”

Let’s go through it, one magazine in the pistol, and six on the belt. That’ll cover it—if you’re perfect. If you never drop a magazine and never need a “Barney Fife,” you’re good with six. I’ve dropped

Dispatches From Camp Baylor . . .



In use at a match at Founders Ranch, weak hand grabbing magazine for magazine change while shooting with left.

magazines. I've picked up a magazine only to see it's empty or the first round is sticking out the front. So I drop it and grab another. After one situation where there wasn't another I started loading up the belt.

(Aside: after I pulled an empty magazine during a stage Two Dot said something profound. "I never put an empty magazine back in my belt." So now I stick a little bag under my belt and put empty magazines in it at the unloading table—after counting the magazines and making sure my name is on all of them.)

Barney Fife

If you have a dud or have to eject a bad round, you insert another magazine and fire it. Now suppose you're supposed to be moving to the next shooting position, but you have a loaded pistol. Moving with it is a stage DQ. The clock is ticking. You drop the

magazine, (tic-toc) rack the slide and (tic-toc) lock the slide back. Now you can move. Or, you can keep a magazine with one round in it, insert and fire it, which locks the slide back. Now you can move. Carry the Barney Fife. Mine's "backwards" in the eighth slot. It's also black while the others are stainless.

These magazine pouches work very well. The ones I got were very tight. In Mernickle's defense, they hurried to get them to me in time. I wet the inside of the pouches and inserted magazines (with a round in each) inside plastic bags and shoved them all the way in and left them overnight. If yours are tight, break them in before going to a big match. These won't collapse when the magazine is out, so re-inserting the magazines is easy.

New Shotgun and Spare Rifle Cartridge Slides

The "old" slides held five rifle and four shotgun rounds. If you're right-handed, you probably wanted shotguns on the left, rifle on the right, and vice versa for left-handers. Bob had the brilliant idea (he has a lot) to make separate slides. At END of TRAIL he showed me two-round slides for each. Two rifles are fine for the occasional jacked out round or reload. I balked at only two shotguns, so he sent me a four-rounder. After


(Continued on page 30)

www.uspsa.org

WANT MORE SHOOTING?

TAKE IT TO THE NEXT LEVEL.
You're already a skilled SASS competitor. So what about practical shooting? Practical shooting is the sport that simultaneously measures the ability to shoot rapidly and accurately with a full power handgun, rifle, and/or shotgun in a fun, fair, safe and competitive environment. Three elements - **power, accuracy, and speed** - form the three sides of the practical shooting triangle. Each match measures a shooter's ability in all three elements.

Get involved in practical shooting by visiting your local USPSA club match. To find one near you, use the "club finder" feature on our website at www.uspsa.org or call the USPSA office at 1-800-995-5646.



To become a member or find a club near you, check out www.uspsa.org or call us at **1-800-995-5646**

JOIN THE FAST GROWING SPORT OF
COWBOY FAST DRAW
 AND CHANNEL YOUR INNER GUNSLINGER

REAL GUNS, REAL HOLSTERS,
 WITH WAX BULLETS

TO LEARN MORE, VISIT OUR WEBSITE AT:
WWW.COWBOYFASTDRAW.COM

FIND A CLUB NEAR YOU!
 FORM A NEW CLUB!
 GREAT INDOOR/
 OUTDOOR SPORT

A Great Family Sport!

DEDICATED TO THE
 ★ COWBOY WAY ★

COWBOY FAST DRAW ASSOCIATION
 Cal Eilrich "Quick Cal" - Director
 P.O. Box 5 • Fernley, NV • 89408
 775-575-1802
 info@cowboyfastdraw.com
 An NRA Affiliated Organization

LOOKING FOR COWBOY FAST DRAW PRODUCTS?
 BE SURE TO CHECK OUT THE CFDA

GENERAL STORE

YOUR ONE STOP SHOP FOR ALL THINGS
 RELATED TO COWBOY FAST DRAW
 & WAX BULLET TRAINING!

PRODUCTS INCLUDE:
 •WAX BULLETS
 •BRASS CASINGS - .45's & .38's
 •HOLSTERS
 •TIMERS & TARGET SYSTEMS
 •CFDA LOGO ITEMS
 •MEMBERSHIPS
 AND MORE!

TO SEE OUR FULL LINE OF PRODUCTS, VISIT:
WWW.COWBOYFASTDRAW.COM

You can order online or call
 775-575-1802
 CATALOGS AVAILABLE
 UPON REQUEST
 An NRA Affiliated Organization

Dispatches From Camp Baylor . . .

(Continued from page 29)

shooting some major matches with 10 shotgun targets, I started carrying a four-round slide on the magazine belt and another on the pistol belt. You start with the shotgun loaded up to six rounds and four more have to come from somewhere. You can pre-stage extras on props, but that's slower than having them on your belt. Like ammo slides and belts for CAS, Mernickle uses military grade elastic for ammo loops. The advantage is that when you grab the round, it comes out. It doesn't stick or bind.

New Loading Strip

The "old" loading strip holds one magazine, 10 rounds of rifle, and six rounds of shotgun ammo—in leather loops. It works. If you have one you're probably not going to replace it with the new one just for the military grade elastic loops. But they do work better, especially with rifle ammo, which still sticks in my old loading strip. They come right out of the new loading strip. At least once I have used the loading strip in a stage, hanging it off the pistol belt on the weak side with a magazine in it for a high-round count stage.

40 Pistol Round Stage

As luck would have it, I received the magazine pouches and reloading strip on Friday and had a match at Founders Ranch on Saturday with the High Desert Drifters. Texas Tiger and Jim Miller crafted six really good stages, some with 30 pistol rounds, some with 40. Everyone else staged pistol ammo on the long stages. Staged ammo is slower than ammo on your belt. This was proven in a stage that required that the pistol and ammo were staged. I used the loading strip for an emergency magazine in case of brain or equipment failure.



Last pistol rounds of the stage, weak hand ready to grab the pistol so strong hand can grab the rifle. Stage required 40 pistol rounds, seven magazines from the magazine pouches have been used, leaving the "Barney Fife" and, in this stage, enlisting the loading strip to hold a ninth emergency magazine. 40 round stages are not common.

Quality

If you already have Mernickle equipment you know it's well made from Hermann Oak leather, with polished edges and flawless stitching.

Conclusion

The "old" rig worked very well. The new one works better. With dollars being short, I don't expect everyone with Mernickle Wild Bunch rigs to immediately junk them and buy new ones. My old one is by no means worn out. But if you need new stuff, or if you're skinny and the magazines in your belt now go around to your spine, or your old holster hurts your wrist or just doesn't work well for you, you might want to get some new stuff. If you're just starting Wild Bunch, consider the whole set. It's quite good.

Mernickle Custom Holsters,
 1875 View Court, Fernley Nevada
 89408, 1-800-497-3166,
sales@mernickleholsters.com,
www.mernickleholsters.com

GREAT GIFTS FROM THE SASS MERCANTILE!

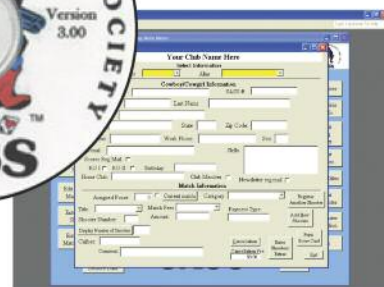

SASS MERCANTILE



Licence Plate- SASS With Alias

Plate measures 6 inches by 12 inches and weighs in at 1 lb(s). This License Plate is hand made in the USA using heavy gauge American steel. Available in White and Rust

\$25.00 - Add your alias for \$10



SASS Match Management & Scoring System

\$340.00 (Includes \$15.00 for Shipping) For SASS Affiliated Clubs Only

SASS Clock

Clock measures 14" by 14" and weighs in at 3 lb(s). This Clock is hand made in the USA using heavy gauge american steel. This clock includes an American made quartz clock movement. (requires one AA battery) for years of accurate time keeping and is covered with a clear acrylic lens. **\$29.99 - Add your alias for \$10**



SASS Wood Sign with or without Alias

16"X 10" Custom Wood Sign.
With alias - **\$34.95**
Without alias - **\$24.95**



Money Clip - SASS Marshal with Alias

Delivery takes about 6-8 weeks. Includes shipping. **\$50.00**



Money Clip - SASS Star with Alias

Delivery takes about 6-8 weeks. Includes shipping. **\$50.00**



Metal Sign - SASS

Metal SASS Signs


Proudly designed and made in the U.S.A, this sign measures 12" x 12". Hand made in the USA using heavy gauge American steel. Riveted holes for easy hanging. **\$19.95 - Add your alias for \$10**

TO ORDER CALL: (877) 411-SASS OR VISIT WWW.SASSNET.COM

Guns & Gear

COWBOYS & INDIAN STORE, LLC Ruger Vaquero Video

By Larsen E. Pettifogger, SASS #32933 Life Regulator



Larsen E. Pettifogger, SASS Life #32933



and many of those rounds are low velocity with a fair amount of blow-by and this blow-by goes into every crack and crevice in the firearm. We shoot in the rain and in the dirt. As a consequence, our firearms need to be periodically taken completely apart and given a thorough cleaning on the outside *and* on the inside. Anyone who shoots our sport seriously needs to know how to take apart and properly maintain his/her firearms.

There are some websites and frequent articles outlining how to take down firearms. However, as the old saying goes, a picture is worth a thousand words. So a video must be worth several thousand words. Jim Bowie, the proprietor of the Cowboys & Indian Store, long time SASS gunsmith, and member of the SASS Hall of Fame, has prepared several DVDs showing how to take apart and—more importantly—how to reassemble several varieties of firearms used in SASS competitions. The DVD being reviewed in this article deals with the most popular handguns in SASS—the various models of the Ruger Single Actions. The video is twenty-two minutes long and begins by describing the various

If you shoot your guns you need to clean them. At some point, cleaning SASS® guns involves more than just running a rag soaked with solvent down the bore and wiping the exterior with oil. Our guns are typically shoot a lot of rounds per year. Most of us shoot straight wall cases (e.g. .38 Special and .45 Colt)

STEEL TARGETS
Original Designs

DS WELDING
(818) 727-9353
WWW.DSWELDING.COM
WWW.STEEL-TARGETS.COM


DS WELDING'S AVENGING VULTURE® EOT 2004

DS WELDING'S FAMOUS TOMBSTONE RACK!

KNOCKDOWN TARGETS
DIFFERENT SHAPES AND SIZES AVAILABLE

WIG-WAG WITH HIGH PLAINES DRIFTER TARGET

THE ORIGINAL BIRD/CAN THROWER



Cowboys & Indian Store, LLC . . .

models of Rugers used in SASS – the .32 Single Sixes, the Blackhawks, Vaqueros, and New Vaqueros.

Jim then performs a detailed takedown of a Ruger Single Action describing the tools used and the relationship of all the internal parts. The photos appended to this article were taken from a TV screen and a lot of detail was lost in the video to photo process. The DVDs are a full 1080HD and the quality will be much better on your TV or computer screens than are shown in these photos. After talking

about the internal parts and giving some cleaning tips Jim describes in detail how the gun is reassembled and tested for function. After a thorough cleaning and inspection the gun is ready to go for several thousand more rounds of shooting.

Visit the Cowboy & Indian Store’s website at www.cowboysandindianstore.com and take a look at this and other gun maintenance videos and the numerous competition parts for which Jim has become world famous. *J*

Introducing the

Team SASS Patriot Badge

Show your support with a Team SASS Patriot Badge!

CUSTOMIZED WITH YOUR ALIAS AND SASS NUMBER!

\$100

Order yours today!

SASS HEADQUARTERS
215 COWBOY WAY, EDGEWOOD, NM 87015
877-411-SASS OR 505-843-1320

PROCEEDS GO TOWARDS SUPPORTING
THE SECOND AMENDMENT FOUNDATION
GUN OWNERS OF AMERICA
NATIONAL SHOOTING SPORTS FOUNDATION
NATIONAL RIFLE ASSOCIATION

Guns & Gear

RETURN OF *THE* ECHO

By Kaniksu Kid, SASS #26415



You sophisticates that use Dillon etc. probably won't be interested in this, but there may be some old-timers who are. Being old and sometimes grumpy I still use a single stage reloading press, it's a Cobra made by Eagle of El Monte, California that I bought in 1964. Eagle was a division of Bergandi Mfg. Co. A while back I decided an additional press would speed and smooth things along. As luck would have it I obtained at no cost a C press made by Echo. Echo stands for E.C.Herkner Co. The entire Echo line was fine quality. Fred Huntington had Herkner machine the first run of the RCBS junior presses and that

run is painted with the characteristic Herkner spackle finish. They are a collector's item if you find one. His most profitable endeavor however was a fishing lure. Mr. Herkner passed away in 1989 and the company that was in Boise, Idaho no longer exists. Parts are rare and somewhat pricey if you can find them. Echo used a different type of shell holder that screwed on to the ram (Photo 1) and the shell holders are also very hard to find. To



solve that problem I went to my local hardware store and obtained a 5/8-18 fine thread nut, then drilled and tapped it for a 4-40 set screw (Photo 2). Now I can drop an RCBS shell holder into the nut, tighten the set and screw the assembly to the ram (Photo 3). The Echo is a very sturdy press and now that I have the shell holder problem fixed it's a great addition. I know I could have probably found a different ram, but hell anybody can do that. *JK*

Volume 1

Reviews - Books

The Misadventures of Double Dog Darrenger and Gappy Jack Daniels

Reviewed by Sweet Anne, SASS 87732



Sweet Anne, SASS 87732

First, if you are looking for a “how-to” book on Cowboy Action Shooting™, this *isn't* the place to start. However, if you are looking for a raucous and irreverent (no-one is safe) collection of short stories with Cowboy Action Shooting™ as the back drop, this is a *great* place to start!

Written by Madelyn Questman (Cat Caerula, SASS #92981), *The Misadventures of Double Dog Darrenger and Gappy Jack Daniels* follows two friends as they travel to various matches. Once I accepted that this was not about SASS®, NCOWS®, or any other recognized shooting sport, I was hooked. The characters are well developed, the humor sharp and the (mis)adventures beyond the imagination of most mortals.

The short stories are published in “chapbooks,” similar to the “dime novels” popular in the late nineteenth century. Volume 1 consists of a prologue and three short stories: *The Desparatas*; *The Roadkill Barbecue Buffet*; and, *The Round-Up at Flat Top Mountain*. The latter being a great campfire ghost story.

The Desparatas started as a sub-plot in another

The Misadventures of Double Dog Darrenger & Gappy Jack Daniels



Volume One
JR & Madeleyn Questman

novel. Soon, the characters took on a life of their own and the author promptly removed them from the other story to stand on their own, as they should! Each short story further develops the two main characters and adds new ones for color and comedy. Should I ever decide to change my SASS name, I am looking here for ideas; the author must stay up late at night to come up with some of these!

After reading *The Roadkill Barbecue Buffet*, I can no longer listen to the Reverend Horton Heat’s “Eat Steak” without laughing and thinking of the lines revised in the story: “...eat possum, eat possum, it really is awesome.”

The two main characters have become my favorite Cowboy Action Shooters™.


They are fun, entertaining and don’t take life too seriously. I am looking forward to Volume 2!

Volume 1 is available at Amazon as a Kindle™ e-book. There are also a few hard copies available from the author. Volume 2 is in the works and chapters have occasionally appeared on the authors website, www.questman-tales.com.

History

The Suppression of JOHN POPE

By Big Dave, SASS #55632



John Pope's bombastic leadership style could have been a chapter from *How to Lose Friends and Alienate People*.

Major General John Pope got thrashed at the Second Battle of Bull Run. Though he was only one of several Union commanders to be defeated by the Army of Northern Virginia, Pope was notable because he was such a widely disliked individual. His fellow federals had little good to say about him. Union commander Fitz-John Porter described him as an "ass." Union Brigadier General Samuel Sturgis remarked, "I don't care for John Pope one pinch of owl dung." Southerners didn't like him much either. Robert E. Lee, who was usually professional and

courteous toward enemy officers, described Pope as a "miscreant" who needed to be "suppressed." It is hard to say who was more pleased by Pope's defeat—his opponents or the officers who served under him.

John Pope was born in 1822 to a wealthy family in Louisville, Kentucky. His father, Nathaniel Pope, had been a federal judge who was a friend of Abraham Lincoln. Like many Civil War generals, Pope had attended West Point (class of 1842), had fought in the Mexican War, and had remained in the Army after the Mexican War ended. In the 1850s, Pope was in New Mexico surveying a possible southern route for the transcontinental railroad. When the Civil War broke out, Pope chose to stay with the Union and was appointed brigadier general to a unit of volunteers.

During the early part of the Civil War, Pope had enjoyed notable successes in the Western Theater. In April 1862, he was instrumental in the capture of New Madrid and Island Number 10 on the Mississippi River. This had allowed the Union Navy access to the Mississippi River as far south as Memphis. Pope's successes had led him to wrongly assume the entire Confederate Army was a pushover and there was something wrong with a



Big Dave, SASS #55632

Union army which had suffered defeats by any of its members.

Largely because of the capture of Island Number 10, Pope was transferred to the East and given command of the newly created (Union) Army of Virginia. The Army of Virginia is not to be confused with the Confederate Army of Northern Virginia—the Union Army of Virginia was composed of a number of federal forces that had been suffering defeats at the time of Pope's successes in the West. Pope was determined to whip his new command into shape.

One of his first addresses to his command read, "Let us understand each other. I have come to you from the West, where we have always seen the backs of our enemies; from an army whose business it has been to seek the adversary and to beat him when he was found; whose policy has been attack and not defense." Pope went on to declare, "The strongest position a soldier should desire to occupy is one from which he can most easily advance against the

The Suppression of John Pope . . .

enemy.” The address was insensitive and bombastic—it implied the people under his command were slackers or cowards.

Brigadier General Alpheus Williams, one of Pope’s officers, wrote in a letter to his daughter, “His pompous orders...disgusted his army from the first.” Williams also asserted, “...more insolence, superciliousness, ignorance, and pretentiousness were never combined in one man.” Williams concluded, “He had not a friend in his command from the smallest drummer boy to the highest general officer. All hated him.” Pope had hoped to inspire his men, but his address produced the opposite effect.

The army under Pope’s command was created to fulfill a Union strategy whereby the Confederate capital of Richmond would be attacked by two federal armies at the same time. Pope’s Army of Virginia and General George B. McClellan’s Army of the Potomac were supposed to meet up and create an unstoppable offensive. The plan was sound, but it required coordination and coop-



Union General George B. McClellan didn’t like Pope either.

eration between the two Union commanders, as well as a certain amount of speed. McClellan would have to move his army from its stalled position east of Richmond and unite with Pope’s army.

The coordination and cooperation part of the plan was hampered

by the fact that McClellan didn’t like Pope either. (Pope had made disparaging comments about McClellan’s inability to capture Richmond.) Moreover, McClellan felt Pope’s promotion was an implied criticism of his own actions. According to McClellan, it was Lincoln’s fault that Richmond hadn’t been captured earlier—but that’s another story. The bottom line is McClellan was indifferent to any plan that would bring glory to someone other than himself.

Another flaw in the Union strategy involved the speed aspect of the plan. While Pope was capable of moving relatively quickly, George B. McClellan and the word “speed” didn’t belong in the same sentence or even the same language. It was McClellan’s habit to move his army at a snail’s pace. This trait would ultimately prove to be his own undoing, while at the same time it would needlessly prolong the war.

Robert E. Lee knew about McClellan’s attitude toward urgency and was determined to use it to his

(Continued on page 38)

Evil Roy

OVERALL NATIONAL &
OVERALL WORLD CHAMPION



EVIL ROY PISTOL-TUNED AND MATCH READY
1873 RIFLES-TUNED AND SHORT STROKED OR STOCK
CIMARRON 1878 COACH GUN-TUNED OR STOCK
IAC 1897 PUMP 12 GA-TUNED OR STOCK

EVIL ROY TRAINING DVD’S
Handgun, Rifle, Shotgun, Gun Handling, Wild Bunch

SHOOTING CLASSES IN TEXAS BY APPOINTMENT

NEW IMPROVED EVIL ROY LEATHER LINE

New fully steel/leather lined holsters keep the holsters rigid and adjustable for tension for years. Compress the holster for a slightly tighter fit or expand it for a looser fit. Allows a shooter to choose tension low on the barrel or on the cylinder. The higher 1880’s style sides make for a longer funnel for reholstering your firearm and for better retention. The front of the holster is cut down and the trigger guard exposed for a fast draw. Available in strong side, cross draw or muzzle forward.

Made by Ted Blocker Holsters, Quality Leather Products for 40 years.



Check our NEW WEBSITE for pricing, additional firearms and other products.

WWW.EVILROY.COM
(970) 385-4141 evilroy@evilroy.com


VISIT US AT SASSNET.COM

The Suppression of John Pope . . .

(Continued from page 37)

own advantage. He had just fought off McClellan at the Seven Days Battles (June 25-July 1 1862) and taken the pressure off Richmond for the time being. McClellan's army was encamped near the mouth of the James River and did not seem inclined to move from that place any time soon. While Pope was busy insulting his new command, McClellan was busy complaining about not having enough reinforcements or supplies. Lee figured he had enough time to deal with Pope before McClellan arrived. In fact, Lee relished the idea.

Pope had authorized his officers to seize rebel property, to shoot captured guerrillas, and expel civilians who refused to take




Robert E. Lee was determined to "suppress" Pope.

an oath of allegiance to the Union. Actually, Pope had a point—the Civil War was not going to end through gentle persuasion. Lee wasn't amused and declared that Pope was a "miscreant"—an old-fashioned word meaning villain or reprobate. (Insert any of several modern epithets and you get the idea.) To call Pope a "miscreant" was strong language for Lee, who usually strove to keep personal feelings out of his orders. Furthermore, Lee felt Pope had to be "suppressed" or put down, rather like a loathsome insect that needed to be squashed.

Lee decided Thomas J. "Stonewall" Jackson would play a pivotal role in the squashing of Pope. Jackson also didn't care for Pope's orders and considered them "barbarous," even though early in the war Jackson himself had advocated marching into the North and burning Baltimore and Philadelphia. All of this notwithstanding, Jackson would gleefully stomp Pope, assuming of course that the inscrutable Jackson ever felt glee. Jackson was quiet and

rather humble, but at the same time much more forceful and focused than the loudmouthed General Pope.

Since Pope's army was moving toward Richmond from the north and McClellan's army wasn't moving very much at all, Lee sent Jackson and his men to block Pope. This was risky, because if McClellan got moving and actually attacked Richmond or moved quickly to link up with Pope, Lee would face the enemy with a reduced force. On July 13 1862, he sent Jackson to Gordonsville, Virginia, a rail junction to



Stonewall Jackson was a key element in the suppression of Pope.

the northwest of Richmond. As time went on and the federal army to the east still hadn't moved, Lee had reinforced Jackson to the point that Jackson had a considerable amount of men facing Pope.

The campaign leading up to the Second Battle of Bull Run is a fairly long story, which doesn't need to be

GOLDEN GATE WESTERN WEAR

Old west and contemporary hats, apparel, boots, and accessories for the whole family. Our custom hats are hand-formed by Bill Knudsen-**Reader's Choice Best Hatmaker** four years in a row! Can't wait? We have **quick-ship** stock hats too.

Ringo




Once Upon a Time

See our online catalog at www.KnudsenHats.com
ORDERS: (510) 232-3644



Some of Jackson's men ran out of ammunition and resorted to throwing rocks at the federals.

The Suppression of John Pope . . .

recounted in detail. Pope knew there was a large Rebel army in the area, but he didn't know exactly where it was operating until August 26, when Jackson captured Pope's supply base at Manassas. Somehow, Jackson's entire corps of 24,000 men had marched over 50 miles in two days and, as one historian noted, "swooped down on the mountain of supplies at Manassas like a plague of grasshoppers." The poorly outfitted Confederate infantrymen couldn't believe their luck. They had plentiful food, clothing, ammunition, and blankets for the first time since they enlisted. Many could exchange their outdated smoothbore muskets for rifles. It still took a while for the flustered Pope to locate Jackson, but he eventually found him. The Second Battle of Bull Run began near the site of the old First Bull Run battlefield on the evening of August 28, 1862.

Pope thought he'd caught Jackson at last and was anxious to attack him before he could withdraw. However, Jackson had no intention of retreating. Indeed, he'd been trying to goad Pope into a fight. The opening of the battle was indecisive, since it had started late in the day, but the second day (August 29) was a desperate holding action for Jackson's men. Although Pope didn't realize it yet, he'd fallen into a trap.

At this point in the war, the Confederate cavalry was much better than that of the Union. Since the cavalry's job was to provide information, Lee had a much

better idea of what was going on than his Union counterparts, Pope and McClellan. Lee also had the advantage of fighting on home ground, even though the maps of that part of Virginia were less than perfect. At any rate, Lee knew where Pope was and had a decent estimate of Pope's strength. Pope, meanwhile, wasn't sure what he was up against. Lee also knew McClellan was getting dangerously close to reinforcing Pope and he didn't have a lot of time. The plan Lee chose to execute was extremely risky.

Lee had divided his command in front of McClellan back in July and had divided it again in front of Pope. Unknown to Pope, another Confederate force under the command of General James Longstreet was coming to reinforce Jackson. All Jackson had to do was hold on until help arrived. It was a pretty tall order since Jackson was outnumbered, but Pope mishandled his assault and Jackson's men were able to fend off the Union attacks. By the evening of August 29 it looked like the Confederates were going to crumble and Pope sent an ill-timed message to Washington that promised victory on the following day.

Meanwhile, Longstreet had arrived. He took his time getting into position and Jackson's men had some more anxious moments on the 30th of August. Some Confederate units had run out of ammunition and began

(Continued on page 40)


The Suppression of John Pope . . .

(Continued from page 39)

hurling rocks at the Union soldiers. (They probably would have rather run away, but they were Jackson's men and feared their commander more than they feared the enemy.) Around 2:00 p.m. Longstreet's artillery began a barrage into Pope's left flank. After the barrage ended, Longstreet's men charged the astonished northerners, who had little choice but to retreat. Assuming you hadn't been killed or mangled, it was a great day to be in the Army of Northern Virginia. It was already a bad day for Pope's Army of Virginia, but it would have been even worse had it not been for a desperate defense at the end of the day by Union troops on Henry House Hill, where there had been a horrible fight more than a year before.

If the Union commander had been anybody other than John Pope, you'd almost feel sorry for him. (I take that back—it would have been even better if it had happened to McClellan.) However, Pope was a braggart and a bully who was so completely outclassed by Lee and Jackson that his defeat was almost poetic justice. When everybody in Washington got over the shock of the defeat, there was plenty of finger pointing to go around.

The politicians in Washington pointed the biggest finger toward Pope, who had botched the campaign and the battle. Unsurprisingly, he was relieved of his command. There was also plenty of talk about McClellan's lack of urgency in coming to Pope's aid. McClellan had in fact suggested on August 28, when the battle opened, he position his troops between Lee and the city of Washington, D.C., and leave Pope "to get out of his scrape by



Longstreet's arrival saved the day for the Confederates at the Second Battle of Bull Run.

himself." However, McClellan had the confidence and affection of his soldiers (while Pope did not) and at the time there was nobody else in the Eastern Theater to turn to, so "Little Mac" kept his command. McClellan modestly accepted the fact he would once again have to, in his words, "save his country."

The hammer fell on one of McClellan's subordinates instead. This was Fitz-John Porter, who had earlier described Pope as an "ass." It really isn't good judgment to say a thing like that about a superior officer even if it's true. Furthermore, of all McClellan's generals, Porter had been in the best position to assist Pope but had held off. Porter's excuse was he thought he had run into Longstreet's entire corps which he in fact did, but Porter was nevertheless court-martialed and convicted. The verdict was reversed in

1886, when documents proving his claim were produced. Nevertheless, Porter should have done something and in fact did nothing. It's hard to feel sorry for him either.

Robert E. Lee and "Stonewall" Jackson became the Confederacy's "dream team" and would go on to torment their Union counterparts until May 1863, when Jackson was mortally wounded by troops under his own command. The two of them would face McClellan again at the Battle of Antietam in September 1862. At that battle, McClellan managed to (barely) stop them in spite of a dithering that nearly surpasses the imagination.

After his own suppression by Lee and Jackson, General John Pope would be sent west to suppress an uprising by the Dakota Sioux in Minnesota. The Dakota Sioux would be defeated and Pope would go on to preside over the largest mass hanging in U.S. history. In a way he redeemed himself, but you aren't going to find any monuments celebrating Pope's victory. The uprising and the mass hanging make for an interesting story, to say the least. Stay tuned.

Bibliography

"Army of Virginia – John Pope." *Antietam Voices*. N.p., 19 Apr. 2010. Web. 24 June 2016. <<https://jarosebrock.wordpress.com/union/henry-halleck/john-pope/>>.

Catton, Bruce, and Bruce Catton. *The Civil War*. New York: American Heritage, 1971. Print.

Council on Foreign Relations. Council on Foreign Relations, n.d. Web. 24 June 2016. <<http://www.civilwar.org/battlefields/second-manassas/second-manassas-history-articles/second-battle-of-manassas.html>>

Gwynne, S. C. *Rebel Yell: The Vi-*
(Continued on next page)




*Joe Fasthorse,
SASS #48769*


LITTLE KNOWN FAMOUS PEOPLE

- Way Out West -

By Joe Fasthorse, SASS #48769

William Sidney “Cap” Light was a Texas lawman. He was born in 1863 at Belton, Texas and at age 20 accepted a position as a deputy marshal in Belton. Cap was a member of the posse that tracked down and killed desperado Wild Bill Northcott in 1884. One day in 1889, a troublemaker named Sam Hasley was drunk and causing problems in town. Cap ordered Sam to go home, so Sam rode his horse up on the sidewalk, daring the young lawman to do something about it. Light attempted to arrest Hasley, but Hasley drew his six-shooter. Sheriff Light pulled his own pistol and fired, killing Hasley instantly. A few weeks later, when deputy Light was escorting gunman Ed Cooley to prison, the prisoner tried to escape. Light shot Cooley dead. The next year, a gambler named Felix Morales was drunk and causing trouble in the Cotton Exchange Saloon. Morales was confronted by Light. Morales reached for his gun. Light was faster. The gambler fell dead on the floor with his pistol in one hand and a beer in the other. Cap Light married Soapy Smith’s sister, Katherine, in 1887. Soapy Smith was the boss of a criminal empire in Denver and Creede, Colorado. In 1891, Cap joined up with Soapy’s gang and in 1892



he accepted the position of camp deputy marshal at the Creede camp. A Creede faro dealer named Reddy McCann had a killing history of his own. McMann was drinking heavily one night and around 4:00 a.m. he was shooting out the streetlights on Main Street. Marshal Light attempted to arrest McCann. Reddy resisted. The marshal slapped the faro dealer in the face. Both men drew their weapons and fired. McCann fell to the floor and his last words were “I’m killed.” A jury found Light innocent, but Cap was so upset over the incident that he quit the Soapy Smith gang. Light then went to Temple, Texas. He applied for a position as a detective for the Santa Fe Railroad but was turned down. Cap blamed the railroad’s chief detective, T. J. Coggins, for his job denial. One day he approached Coggins and struck him with his pistol barrel. Light was arrested and charged with assault. At the trial, Coggins pulled his pistol and fired several shots at Light’s head. One bullet entered near Cap’s right ear, and another just below the jaw. Light eventually recovered. Coggins was arrested for attempted murder but never brought to trial. While riding in a Kansas & Texas train car in 1893, Cap Light shot himself when he accidentally pulled the trigger of the revolver in his pocket. The bullet severed his femoral artery and he hemorrhaged to death within minutes. Cap Light was 30 years old. 

The Suppression of John Pope . . .

(Continued from previous page)

olence, Passion, and Redemption of Stonewall Jackson. N.p.: n.p., n.d. Print.


“John Pope and George McClellan at Second Manassas.” *John Pope and George McClellan at Second Manassas.* N.p., n.d. Web. 25 June 2016. <http://www.cincinnatiwrt.org/data/ccwrt_history/talks_

text/smith_pope_mcclellan.html>. “John Pope | HistoryNet.” *HistoryNet.* N.p., n.d. Web. 24 June 2016.

<http://www.historynet.com/john-pope>

“John Pope (military Officer).” *Wikipedia.* Wikimedia Foundation, n.d. Web. 24 June 2016.

[https://en.wikipedia.org/wiki/John_Pope_\(military_officer\)](https://en.wikipedia.org/wiki/John_Pope_(military_officer))

McPherson, James M. *Battle Cry of Freedom: The Civil War Era.* New York: Oxford UP, 1988. Print. 

Profiles

Scholarship Recipient 2016

Dominator, SASS #62912

Edited & Adapted by Justice Lily Kate, SASS #1000



*Justice Lily Kate,
SASS #1000*

St. Augustine, FL. I, Dominic Whitaker, AKA Dominator, have been very fortunate to again receive the SASS academic scholarship for my upcoming final semester at Flagler College in pursuit



of my double major degree in Fine Arts and Graphic Design. With continued support from my parents (Santa Fe River Stan, SASS #36999 and South Paw Sibby, SASS #62914) and my grandparents (Colonel Dan, SASS #24025 and Mary Christmas, SASS #62913), I plan on graduating this coming December. I continue to enjoy shooting with them at Ghost Town Gun Slingers in St. Augustine Florida. However, those at my home club and my family haven't been the only people who have encouraged me to set academic and leadership goals. This past year, I was hired as a Resident Advisor for Flagler College. In this new position, I have made acquaintances and friendships with the other members of the Residence Life Program, some of the best peers my school has to offer. They have helped me set and achieve goals and helped me learn the continued value of taking responsibilities beyond those I had thought possible. Their continued support in matters of life and academia is matched only by that of my family's.

My plans after graduation are to get an apartment and job in St. Augustine and ply my trades as an artist/designer on a freelance level. I then plan on taking my further developed skills and applying them to more challenging and rewarding occupational endeavors. Where that will take me remains up for debate.

The values instilled in me by my families—actual, SASS, and Residence Life—are these: be respectful to everyone; work hard and your fortune will improve; be forthcoming and honest in all aspects of life. These values were originally learned by my time in SASS and have been reinforced by every other facet of life. For these virtues, I am most proud. I thank everyone, SASS or otherwise, for their continued support and am once again, humbled by the generosity of others. 🙏

Gun Control and Public Safety

By Dominator, SASS #62912

Adapted & Edited by Justice Lily Kate, SASS #1000

“The reasons for gun control fall under the flag of public safety. Though there are many safety reasons why private ownership of firearms might be banned, these arguments are outweighed not only by the need for protection, but because the limitation of ownership rights could become dangerous to personal freedom.”

–123helpme.com

I agree fully with this statement. One needs only look to the past to understand the dangers of sacrificing liberty in the name of security. In this writing, several historical figures will be sourced and explored to demonstrate the potency of this statement, and how, regardless of whichever century it may take place, the sacrificing of arms and other personal liberties for the sake of “security” and “comfort” is the first step taken to create a totalitarian state.

“False is the idea of utility that sacrifices a thousand real advantages for one imaginary or trifling inconvenience; that would take fire from men because it burns, and water because one may drown in it; that has no remedy for evils except destruction. The laws that forbid the carrying of arms are laws of such a nature. They disarm only those who are neither inclined nor determined to commit crimes.” – Cesare Beccaria (from Thomas Jefferson’s *Commonplace Book*). This quote taken by the Italian Political philosopher is especially poignant in today’s arguments for and against gun

control. As then as it is now, a peoples’ right to defend themselves from all threats, foreign and domestic, is infringed upon under the guise of safety for the whole, when all such laws and restrictions do is deprive people the ability to arm themselves against emboldened criminal and political threats.

“No free man shall ever be debarred the use of arms.” – Thomas Jefferson. This text was a first draft of what would eventually read, “A well-regulated militia, being necessary to the security of a free state, the right of the people to keep and bear arms, shall not be infringed.” Thomas Jefferson was perhaps one of the most vocal in his belief that humanity need be able to arm itself. Outside of the Constitution, many of his personal writings analyze situations in which the right to bear arms was ignored by those in power and thus, the powerful grew ever more so over their populace. “The strongest reason for the people to retain the right to keep and bear arms is, as a last resort, to protect themselves against tyranny in government.” His studies of the colonies’ interaction with England and later France’s Monarchy v Peasantry provide a powerful insight into the main reasoning behind why a people need be armed.

These great men, pillars of insight during trying times, both sought freedom and liberty for their people. Though very different in their approaches to the problem, they shared the same belief—that the populace, in order to preserve liberty, must always retain the right to maintain arms. 1



SASS Scholarship Help Educate Our Youth



Profiles

Scholarship Recipient 2016

Hopalong Cassie, SASS #81945

Edited & Adapted by Justice Lily Kate, SASS #1000



*Justice Lily Kate,
SASS #1000*

Magnolia, TX. Howdy! My name is Cassie Mohkami (Hopalong Cassie). My brother-in-law, George Stokes (Shot Shell, SASS #79405) and my sister, Shelia Stokes (Shell Belle, SASS #79406),

were the ones who introduced me to the great sport of Cowboy Action Shooting™. I began shooting with the Thunder River Renegades (Magnolia, TX) in 2009, and soon afterwards became a member of the Old Fort Parker Patriots (Groesbeck, TX) and the Oakwood Outlaws (Oakwood, TX).

I am a proud member of the Fightin' Texas Aggie Class of 2018. I am currently pursuing a degree in Geophysics with a minor in Arabic. My long-term aspiration is to graduate with a Master's degree in Geophysics so I can work as a geophysicist for a leading oil/gas or water exploration company.

I am very fortunate to have been blessed with such a wonderful support system. My family, friends, and professors/advisors continuously help guide me to success. I would like to especially recognize my inspiring sister Shelia for being such a positive role model. Day after day, she works tirelessly as a Research Nurse for MD Anderson Cancer Center. Watching her, I have learned the true meaning of hard work and selfless service. Without her to guide me, I would have never developed into the strong individual I am today.

When I began shooting back in 2009, I soon realized had I not only joined one of the best sports in the world, I had also become part of a family. My shooting family has been there for me since before I fired my first shot. As they have watched me grow up, they have been there to protect and support me.

I would like to give a big thank you to all that have supported the SASS® Scholarship Fund. Without y'all's help, I would not have been able to receive this award. I feel honored to have received one of this year's scholarships. The financial burden of pursuing a higher education is lessened on my family and on me by your confidence in my future. I am humbled by the recognition and hope to represent SASS and the Cowboy Way to the best of my abilities. 🤠



Private Ownership of Firearms

By Hopalong Cassie, SASS #81945

Adapted & Edited by Justice Lily Kate, SASS #1000

I agree with the statement, “The reasons for gun control fall under the flags of public safety. Though there are many safety reasons why private ownership of firearms might be banned, these arguments are outweighed not only by the need for protection, but because the limitation of ownership could become dangerous to personal freedom.” The second amendment is important to modern society in that it allows us to protect ourselves from tyrannical governments both foreign and domestic, and keep violent crime rates down.

An individual’s right to possess firearms reduces violent crime. People with wrong intentions are less likely to commit crimes against armed citizens. In areas where an individual’s rights to possess firearms is restricted, there is a higher rate of crime. For example, Luxembourg, where handguns are banned and ownership of any kind of gun is minimal, has a much higher murder rate than Finland with a high rate of gun ownership (Kates and Mauser, 2006). There have been countless situations where the Second Amendment saved lives during an invasion. According to *The Washington Post*, in a hospital near Philadelphia, a man shot and killed two people. A nearby doctor shot back and injured the attacker. The killer was still carrying 39 unspent rounds when he was arrested. If it had not been for the doctor who owned and used a firearm, more innocent lives might have been taken.

The Second Amendment aids in the defense against government tyranny both foreign and do-

mestic. For example, after the bombing of Pearl Harbor, Yamamoto, the Commander-in-Chief of Japanese Navy, stated, “You cannot invade the mainland United States. There would be a man with a rifle behind every blade of grass” (Morison, 1975). Had it not been for the widespread knowledge of the well-armed citizenry, we could have suffered a mainland invasion during WWII and the American identity would have been shifted drastically. Americans should feel the responsibility to hold down their soil, and do so with the right to bear arms. Likewise, the Second Amendment allows Americans to eradicate an unjust government that has manipulated the power given it by the general public. Whether it be protecting against foreign intrusion or keeping the American government from abusing its own power, the people have the individual liberty of the Second Amendment to make their voices heard.

Without citizens able to protect themselves from tyranny both foreign and domestic, and the ability to deter crime by carrying and using firearms responsibly, America would not be the country known and loved today. I am privileged to have been taught the importance of firearm safety at a young age. I joined SASS in 2008 when I was only 13 and have been shooting as much as my college work allows. The Single Action Shooting Society has introduced me into a world where the golden rule still applies, and safety is paramount. I am so proud to be a member of an organization where family can spend quality time together, and have fellowship with Second Amendment advocates. ♫



SASS Scholarship Help Educate Our Youth



Trail Markers

Kica Mandalay, SASS #75471

By Kid Sopris, SASS Life/Regulator #3290

It's with great sadness and heavy heart that I bring the news SASS Life Member Kica Mandalay (Irene Collie-Veitch) passed from our trail August 6, 2016. Kica was with our sport for only a short time before illness prevented her participation. An avid supporter of costuming and recipient of the 2007 Hell On Wheels Passing of the Reins Award given by Judge Roy Bean, SASS #1, Kica leaves behind a husband, Kid Sopris, her Parents, two aunts, several cousins and a huge SASS Family of friends and supporters.

Happy Trails Darlin'.



THE CowBOY CHRONICLE

SUBMISSION GUIDELINES

The Cowboy Chronicle welcomes and encourages submissions of articles and match reports from any and all readers.

Please submit articles in MS Word or something compatible.

Open Office and Apple Pages (saved as MS Word) are also fine. A count of 800-1500 words for the printed editions is a good target to shoot for, but shorter pieces are also fine, and we can accommodate larger reports in our virtual-only issues if the material warrants it. We may choose to break very lengthy articles up into two or more parts to run in consecutive issues, or heavily edit them, however.

Please do not embed your photos in the Word document.

They can be extracted for use in the The Cowboy Chronicle, but it can be a chore to do that. Instead, send your photos separately, in one or more emails, as attachments. Three to six photos per email usually works best. It's best to send JPEGs, but other formats are acceptable, and it's best to keep them at about 300 dpi and 3000 pixels (10 inches) on the short side. That will allow us plenty of leeway when it comes to cropping and adjusting them for publication, but in any case try to use photos that are at least 1000 pixels on the short side. If you're unsure of the size of your pictures, or how to size them, send what you have and we'll adjust them.

Usually, six photos are sufficient for an article, especially for the printed version, but we will consider using more for a "big" event, if provided.

The digital editions can accommodate more images, as well. Photos need not have captions, but captions always make photos more interesting. Ideally, the caption would consist of one or two sentences that say something about the picture that is not obvious and/or is not implicit in the body of the article. "Sam making smoke" is a title but not a caption. "Sam, SASS #XXXXX, shooting his first black powder match; after much deliberation, he decided to give it a try and now he's hooked" is much better. A caption may also serve to let everyone know why the picture is worthy of being published in an international newspaper.

For digital editions, short video clips may also be included.

MPEGs, AVIs, WAVs, etc., may all be embedded in Chronicle pages, with MPEGs (mp4) preferable. A better option would be to post your video to YouTube and then provide us with the YouTube link. Those will be viewable provided the reader is connected to the Internet.

Please use editor@sassnet.com for all article submissions.

Articles

A LITTLE STREET HUMOR A CONVERSATION ABOUT CAS™

By Palaver Pete, SASS Life/Regulator #4375

I wish I had a dollar for every time this has happened to me!

Him: So tell me, what is this Cowboy Action Shooting™? Is it (makes fast draw motion of drawing revolver out of holster)?

Me: No, it's not fast draw. We re-live the West of the late 1800s in sport and game form. We dress like the old west. We shoot real guns that existed during that period of time. We make up scenarios and set up stages and shoot steel targets with real bullets under the clock.

Him: You use real bullets? Isn't that dangerous?

Me: Yes, we use real bullets, and yes, it can be dangerous, but we are very much aware of that and we have established rules that make the sport and game safe—safety is our primary focus.

Him: Ah, so it's like John Wayne or Clint Eastwood huh, shooting the other guy before he shoots you (makes fast draw motion of drawing revolver out of holster).

Me: No, it's not fast draw. We set up targets and develop a scenario, perhaps something like a bank robbery. We shoot that stage using guns in various calibers that existed back in the 1800s. Some of our shooters use black powder and some use cap and ball, but most use smokeless powder. There are many different shooting categories. We also split categories by age. The bad guys are represented by the steel targets on stands. We have to shoot these targets with our revolvers, rifles, and shotguns under the clock. Our performance is judged by time and accuracy.


The game of Cowboy Action Shooting™ is a family sport. Some of our best shooters are women, and the young kids are super good and many of them have won national and world honors. Our game is exciting and has evolved even further. We also have a venue called Wild Bunch Action Shooting™ where we emulate the movie of the same name, using large caliber rifles, Model 97 and Model 12 shotguns, and 1911 45 ACP pistols.

Him: I remember that Peckinpah movie. Wow, one

of the bloodiest movies ever made. Yes, I would like to see that movie again, and yes, I would like to try that (makes fast draw motion of drawing revolver out of holster).

Me: Well, it's not fast draw, but let me tell ya what. We shoot next Sunday at the local range starting at 9:00 a.m. Why don't you come out and watch us and if you would like, I'll let you shoot my guns and you can give it a try. What do you think of that?

Him: Hey, yeah, I would love that. Thanks Pete, I'll be there (makes fast draw motion of drawing revolver out of holster) as he departs... I hear him say, "Can't wait!"



*Palaver Pete,
SASS Life/Regulator
#4375*

THE TAYLOR'S SHORT-STROKE... SMOKIN' FAST AT BOTH ENDS.



NEW FOR 2016

TAYLOR'S & COMPANY
Keeping the Legend Alive

The Taylor's Smoke Wagon™ & Gunfighter Short-Stroke

The shortest hammer stroke
available on a factory model.


Get an extra edge on the range
with a Taylor's Short-Stroke.



304 Lenoir Drive Winchester, VA 22603
Send \$5.00 for our catalog

info@taylorsfirearms.com
P:540-722-2017

VISIT US AT SASSNET.COM



Articles

Jacking Out Live Ones

By Roger Rapid, SASS# 96080

Photos and illustrations by Roger Rapid

From time to time, we all fall into the rut of jacking out a live round. It happens for a bunch of reasons including, but not limited to, jitters, working the action only part way, a faulty move with the lever or pump, a poorly seated bullet, a mis-shaped case that binds in the chamber, a light hammer strike, or sometimes a poorly seated primer.

Running a rifle fast, as we are all prone to do during a string, and experiencing no response when the trigger is pulled, instinctively



Fig. 2—Primer hits can be measured with a dial micrometer fitted with a special base that measures the depth of the primer's hit below the face of the primer. This primer hit measured .016"



Fig. 1—Both the .38 and .45LC rounds shown here had good primer hits but were ejected from their rifles without detonating. Both had high primers.

brings about racking the lever or pulling back the foregrip in search of the next round. Obviously, jacked-out rounds are frustrating, especially when working against the clock.

At the last few matches I paid particular attention to rounds that were ejected early to see if there was any common denominator. While most of the rounds had no primer hits, I noticed that some of the jacked-out rounds I picked up or examined at the unloading table—mine and others—had light hits on the primers. There were others however, that showed good firing pin strikes on primers but the primers were not fully seated causing them to not detonate.

To detonate properly, the

primer must have a firing pin strike that dents the center of the primer .018" to .020". The measured "dent" varies and is dependent on a) the amount of deformation of the cap after detonation; b) the shape of the cap after it is driven back against the bolt; and c) the CUP [copper units of pressure] of the powder charge and how that charge contributed to backing out and reshaping the primer's cap. The .018" to .020" dent in the cap will significantly force the cap into the wafer and crush the wafer between the primer's cap and anvil causing detonation of the wafer. However, in order for the wafer to be crushed, the primer must be fully seated in the case with the anvil pressing against the rim of the case. (If you have ever fired a primer in an empty case to evaluate firing pin strikes, you may have noticed that

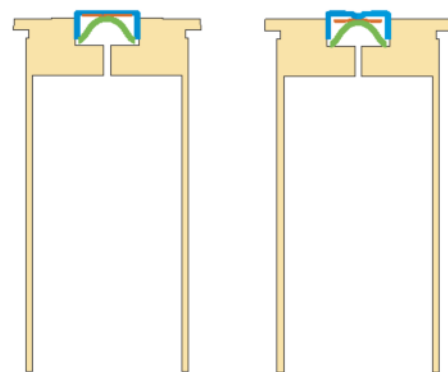


Fig. 3—If the primer is not fully seated, a strike on the primer can easily knock the anvil free preventing the wafer from being deformed.

Jacking Out Live Ones . . .

the primer will typically back slightly out of the case. However, this does not occur on a fully charged cartridge because the detonation of the powder drives the case back against the bolt's face which, in turn, keeps the primer seated.)

The wafer in most primers today is made of lead styphnate (mercury fulminate was its predecessor), a highly explosive compound that must be impacted at a high rate of speed in order for it to detonate. Similar to PETN (pentaerythritol tetranitrate)—and other highly sensitive explosives—lead styphnate can be squished, bent, dropped, squeezed, and pressed without detonating. This is why primers do not detonate during *normal* reloading processes and forces. When a primer is properly seated in a standard reloading press, the wafer is severely compressed between the anvil and the primer's cap. And, no matter how hard you force the loading press's handle, the wafer will not detonate. But, impact it abruptly, and BANG! (Folks in the blasting industry who work with Primacord detonating cord will slowly cut the cord with a sharp, non-sparking knife or scissors, but never with a wire-cutter because the abrupt snap of the cutter's jaws can cause detonation of the powder resulting in ignition of the cord.) This also speaks to the importance of being firm and consistent during reloading, but never overly aggressive.

The primer is designed so the anvil protrudes below the bottom of the primer. In this way, when the primer is pressed all the way into its pocket in the shell casing, the anvil bottoms out against the base of the primer pocket ensuring a sturdy support for the anvil when the firing pin smashes into the primer's cap. If the primer is not fully seated, the anvil can be easily knocked out of the primer's cap. And, depending on the stiffness of the hammer spring, size and weight of the hammer, speed of firing pin, and height of the anvil above the primer's pocket, the wafer will not be impacted and the primer might not detonate.

Most cowboys and cowgirls glide their fingers over the primers in a box of rounds for a quick "feel" of any high primers. And, we often reject high primers on revolver loads at the loading table because high primers cause the obvious problem of preventing the cylinder from turning freely. (Some-

(Continued on page 50)



Buffalo Arms Company

Outfitters to the Old West

Attention Cowboy Action Shooters!



Loaded
Ammo
Smokeless
Black Powder
Cowboy



Holsters & Belts



Guns

OVER 11,000 ITEMS

World's Widest Selection Available



Cast
Bullets

Serving Shooters
Since 1990



Swiss & Scheutzen
Black Powder



Classic
Era
Cartridge
Boxes



Cowboy
Clothing

1-208-263-6953 WWW.BUFFALOARMS.COM
M-F 8-4:30 PST Catalog \$5 660 Vermeer Court, Ponderay, ID 83852



RUGGED GEAR

**Order Now
For Best
Selection!**

Lightweight Folding Gun Carts

Our carts are as handy as a pocket on a shirt - and dang near as unique as you! With so many options to choose from, you can create a cart that's fittin' to you and your gear. Take a gander at our website to see the different styles, colors and options!




f e You
www.ruggedgear.com
800-784-4331

Jacking Out Live Ones . . .

(Continued from page 49)

times, experiencing a cylinder that does not rotate freely is how we find a high primer in the first place.) Often, these rounds will be relegated to the rifle because we don't envision a problem with high primers in a tubular magazine, and some folks think closing the rifle's bolt against a high primer will help it seat better. However, not all rifles have little or no rim space. Some rifles, especially those with low mileage, may close with zero rim space, and closing the bolt can force a high primer further into the primer pocket, but this is the exception, not the rule.

With primers that are not fully seated, when the hammer drops, the firing pin can dent the primer's cap and exert a load against the wafer. But, if the anvil is not fully seated against rim of the case, the impact can result in knocking the anvil out of the primer rather than detonating the charge.

What to do with cartridges with high primers? If you have already cycled the bullet through the gun, and it has a firing pin hit on the primer, the very best and safest thing to do is pull the bullet, pop out the primer on a hand-press (and discard the primer), save the powder, and reuse the case. (And, according to how severely the bullet was crimped, you can mostly likely reuse the lead). For safety reasons, neither the author nor *The Cowboy Chronicle* recommend reseating a high primer in a loaded bullet due to the potential risk of detonation. However, I'd be remiss if I didn't mention that some shooters will put a loaded bullet in a hand press to fully seat a high primer.

Well-seated primers may cure some jacked-out-round problems, and a bit more diligence at the re-



Fig. 4—The primer is comprised of three parts: a pyramid-shaped anvil, a highly explosive wafer, and the cap into which the anvil and wafer are fitted.

loading bench to ensure that primers are fully seated will pay off big time.

—Roger Siminoff (aka) Roger Rapid, is an author and columnist and heads up the Pozo River Vigilance Committee at Lazy Arrow in Santa Margarita, CA. *A*

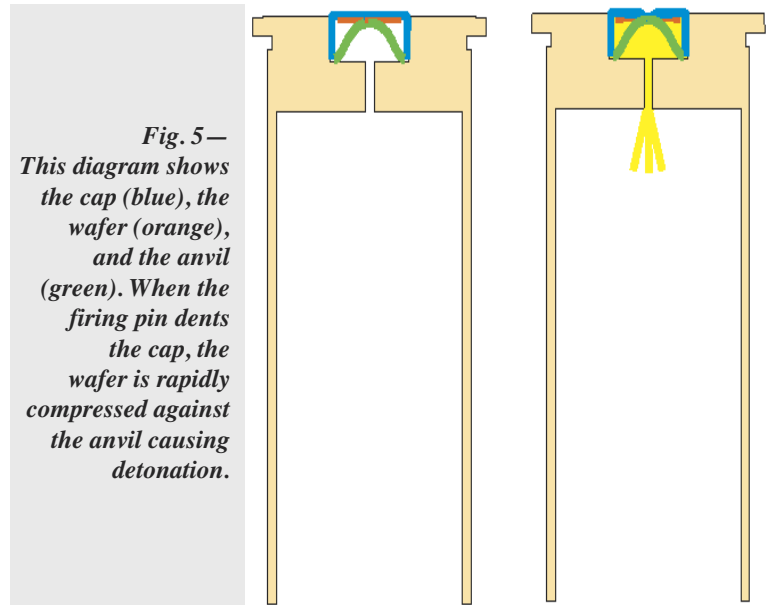


Fig. 5—This diagram shows the cap (blue), the wafer (orange), and the anvil (green). When the firing pin dents the cap, the wafer is rapidly compressed against the anvil causing detonation.



Fig. 6—The anvil in the new CCI primer on the left protrudes from the base of the primer by .010" for an overall height of .119". Once the primer has been installed in a case and compressed (right), the anvil gets squeezed into the cap about .005" but the anvil still protrudes from the base of the primer. (Look carefully at the two primers, the primer on the right has its anvil set slightly lower into the cap.)

CowboyShootingStore.com
Ecommerce Store for Single Action Shooters!
www.CowboyShootingStore.com



Corporate Member



Everyday Low Prices!
All Products Made in USA



QR Code

Brass - Lead - Leather - Reloading - Tuning Kits - Gun Tools
Triple-K - Grace Tools - Oregon Trail - Starline - Berry - CSS



SASS[®] Affiliated Merchants

CALIFORNIA

Jax Leather Company

Shooting Accessories: Canvas Cartridge & Shotgun Belts, Loading Bags, Suspenders & Shell Bags

Scully

Apparel, Handbags, Leather, Accessories

Shotgun Boogie Gunworks

Single Action Gunsmithing Services

MISSOURI

James Country Mercantile

Cowboy Clothing, Gun Cleaning & Care Products, Tin Ware, Hats, Special Order Clothing, Patterns for Clothing

Missouri Bullet

Cowboy Reloading Supplies

MONTANA

Munden's Six-Gun Magic

Single Action Firearms, Single Action Gunsmithing Services

OHIO

Prairie Firearms LLC

SA Gunsmithing Services & Glocksmithing

Vandalia Range & Armory, INC.

SA Firearms, Cowboy Ammunition, Gun Cleaning & Care Products, SA Gunsmithing Services

TEXAS

A Blast from the Past

Vintage Clothing, Hats & Gifts



BECOME A SASS SUPPORTING STORE AND WE'LL REFER OUR MEMBERS TO YOU!

It's Simple. Become a SASS Supporting Store and we'll refer our members directly to you.

That's right. With our fast growing population of Cowboy Action Shooting™ Members, SASS would like to support you by referring our members to you. Why? Because we need SASS and Cowboy Action Shooting™ knowledgeable Gun Stores, nationwide, to refer our members.

How Does it Work?

SASS supplies you, with:

- SASS Membership Applications
- Informational Brochures
- A listing on our website with a link to your website
- A Listing in The Cowboy Chronicle monthly digital edition with a link to your website
- A Listing in The Cowboy Chronicle quarterly printed edition
- Access to post promotional sales on the popular SASS wire forum merchants corner
- A SASS Affiliated Merchant sticker with year to place proudly in your store
- A Certificate that shows you are a supporting dealer in good standing
- We refer our members to you for related goods & services
- Your Logo and Business info will be added to a flyer which will be included in each new member package. (Please send hi-res logo to amber@sassnet.com)
- Affiliated Merchants will be featured in Email Blasts to all active members with an email address. On a quarterly basis.

What Do You Have to Do to Be A SASS Supporting Store?

- Educate yourself to how SASS functions by reading your SASS Information Packet
- Display our membership application in the supplied counter top display container
- Display your SASS Supporting Sticker where referrals can see it
- Be helpful, friendly and attentive when a customer mentions SASS
- You must be a SASS Member

How Do I Qualify?

If you are a retail store that sells Single Action Firearms, ammo, Cowboy Clothing or other Cowboy products and you are a SASS member, You Qualify! It's that simple!

How Do I Sign Up?

Fill out the application, mail it or fax it in, and we'll do the rest. That's it! SASS believes this is a win-win situation. You benefit by our referrals. We benefit by providing a source our members can count on.

For more information contact Amber Oakley at the SASS Office at (505) 843-1320, or email Amber Oakley directly at amber@sassnet.com.

Thanks!

[Click Here to Download The Official Application](#)

Articles

Shooting Down Some Myths “Rules” That Aren’t

By Cassalong Hopidy, SASS #39703



Cowboy Action Shooting™ is governed by hundreds of rules, captured in page after page of the Shooters Handbook and the RO1 and RO2 course materials, as well as various interpretations, rulings and clarifications, so what we really *don't* need is shooters invoking “rules” that don't exist—based on a misunderstanding of the rulebooks and their contents. In an effort to help combat the spread of such non-rule “rules,” let's shoot down some of the popular or recurring rule myths now:

A round over the berm is always a Match DQ

There is no such SASS® rule. Instead, the penalty is left to the determination of individual clubs (RO1, p. 19, #15). At many clubs, a round over the berm is a

MDQ—that will almost always be true at clubs in urban settings—and, by the way, club “incident reports” may have to be filed, or even reported to local law enforcement in case some person or property at a distance from the match venue is injured. There are many clubs, on the other hand, where a round over the berm is a No Call. In a desert setting, there may not even be a berm, or the berm may be a mountain 3,000 high in the background. And even at clubs where “a round over the berm is a MDQ,” that may apply only to revolver and rifle rounds, not shot from shotgun discharges. Without such an allowance, a club could not include flying clays in the action—unless there is a mighty high berm or a launcher that only lifts the clay a few feet. (As an aside, note that one of the reasons the TO is admonished to “watch the gun” is to improve the chances he or she will know whether a round has gone over the berm or not, where penalties attach to rounds that do so.) In any event, there is no standing SASS rule—that is a matter determined on a club-by-club basis.

You cannot sight down your guns or otherwise shadow shoot at the loading table

Not true. What the rule actually prohibits is “dry-firing” at the LT (RO1, p. 26). “Dry-firing” is expressly defined as “the act of bringing of an unloaded firearm into a shooting position, cocking the hammer and pulling the trigger as if to cause the gun to fire normally” (RO1, p. 31). Club rules may proscribe other acts involving the handling of guns at the LT that don't involve cocking the hammer and pulling the trigger, but SASS rules do not prohibit shadow shooting there, with fingers or guns.

You earn a 10-second Procedural if you shoot a rifle target with a pistol (or a pistol target with a rifle)

You certainly do not. You will get a miss, since the round(s) in question failed to connect with a target prescribed by the stage instruc-

COWBOY MEMORIAL CHAPEL

We Built It Now Lets Furnish It!
Talk to Your Club Members and Lets Finish What We Started!

\$100,000
\$99,567
\$90,000
\$80,000
\$70,000
Goal Thermometer

SASS WESTERN HERITAGE MUSEUM
COWBOY ACTION SHOOTING HALL OF FAME

SEND YOUR TAX DEDUCTIBLE CONTRIBUTIONS TO:
SASS WESTERN HERITAGE MUSEUM
ATTN: COWBOY MEMORIAL CHAPEL
215 COWBOY WAY, EDGEWOOD, NM 87015

Shooting Down Some Myths . . .

tions for the type of firearm you are using. See definition of “Miss” at RO1, p. 32 and the Flow Chart at p. 28. And to be clear, that is true whether the shooter hit the wrong type of target “intentionally or by mistake” (RO1, p. 25).

Gunfighters have to alternate successive shots between the two revolvers

You wish! The Shooters Handbook states, “There is no set pattern as to how the revolvers are to be fired, but alternating revolvers is clearly the most efficient” (SHB, p. 14). Remember, those shooting a GF category (Gunfighter, B Western, or Frontier Cartridge GF—or other GF categories offered in a given match, like Senior GF) are permitted to shoot Gunfighter style (using both revolvers on some shot-alternating basis) or Double Duelist. And one of the principal advantages of double cocking is it allows the GF to change leads (that is shoot successive rounds from the same revolver when doing so avoids having to “cross over” with the guns to engage the targets in the required sequence). Incidentally, a recent clarification permits B Western shooters to switch between GF style and traditional

(two-handed) style during a single stage—for example, shooting the first five rounds GF style and the last five rounds two-handed.

A duelist has to holster the first pistol before shooting the second

Show me that rule in the books—there isn’t one. As long as there are no unfired rounds in the first revolver, a duelist may keep it out—pointed in a safe direction—while shooting the second revolver, and then holster both at the end of that shooting string. If there are unfired rounds in the first pistol (say the shooter lost track and fired only four rounds) when the second is pulled from leather, the shooter earns a P (first offense) for shooting out of category (RO1, p. 25).

There is a penalty for sweeping yourself with the muzzle of a gun

Really? Please show me where that rule is so I will know what penalty to apply. The fact is, there is no such SASS rule. Shooters often sweep their feet when clearing revolvers from leather and bringing them up to shoot and cross draw shooters routinely sweep the non-shooting arm when pulling or rehol-

(Continued on page 54)

SASS® Winners Buckle ORDER FORM



Any 1st to 5th place category winner in any SASS Sanctioned State, Regional, Territorial, National or World Championship match can order a buckle with proof of placement.



Complete the form and return to the SASS office with payment or call the office to place your order. Congratulations to our many winners!!!

Order Your Winners Buckle Today!

Alias: _____ SASS#: _____
 Name: _____
 Ship To Address: _____
 City: _____
 State: _____ Zip: _____
 Phone: _____ Email: _____

Buckle Information **Please provide proof of placement**

Hosting Club Name: _____
 SASS Sanctioned Match Name: _____
 State Regional National World Territorial Shoot Out State Shoot Out
 Year of Match: _____ Location: _____
 Category: _____ Place of Finish: _____

\$114.95 (includes UPS shipping) — Flapper Clasp? Please add \$10.00
**New Mexico Residents Please add \$7.95*

Total: \$ _____
 Check Money Order Amex Visa Discover M/C
 Card#: _____ Exp. Date: _____

Signature: _____
PRINT FORM AND MAIL TO: SASS 215 Cowboy Way, Edgewood, NM 87015
 Phone 505.843.1320; Fax 877.770.8687

Shooting Down Some Myths . . .

(Continued from page 53)

stering handguns. There are rules against sweeping others, of course, and there is a rule against unsafe gun handling (failure to manage safe muzzle direction)—the penalties for which are up to and including a Match DQ (RO1, p. 15).

You cannot move (“travel”) while shucking or clearing hulls from a shotgun

I include this as a myth based purely on my observation of shooters. I can’t tell you how many times I have watched shooters who are about to move with a shotgun stay in place, or even stop, until the hulls from shots just taken have cleared the chambers of their shotguns. I have seen it enough to believe many of them are concerned if they move with a shotgun that has hulls in it, they are committing an offense for which they can be penalized. There is no rule imposing that restriction—you just have to clear them before you shoot the next firearm or, if the shotgun was shot last, before it leaves your hands at the Unloading Table (RO1, p. 18). A shotgun is explicitly declared safe for movement, shotgun in hand with “action open, round on carrier or in chamber” (RO1, p. 17).

SASS rules prohibit writing a stage that finishes with a rifle

Negative. No such rule exists. But rifle reports are typically the most difficult for timers to register, sometimes even when the sensitivity is set all the way to max, and for that reason stages are rarely written which finish with the rifle. There are situations when a rifle finish may work—for example, when shooting from an enclosure that captures the rifle report. In any event, it’s a stage design consideration, not a SASS rule.

The TO or other range officer must carry a malfunctioning firearm to the ULT

Nay. Those reciting this “rule” may be thinking about the retrieval of dropped firearms. Those are to be picked up by an RO and cleared, if necessary, on the stage, then returned to the shooter (RO1, p. 19). The shooter is expressly forbidden to retrieve dropped firearms. But there is not a rule prohibiting a shooter from carrying a malfunctioning firearm to the ULT if he or she can do so safely. A malfunctioning firearm cannot be removed from the firing line/unloading area without being cleared, however, unless the shooter does so under the direct supervision of a match official. Failure to adhere to that constraint earns a MDQ (RO1, p. 21).

SASS rules define the default starting position as hands “relaxed” at side, not touching guns or ammo

Umm, that sounds right. Close, but no cigar. SASS Convention #9 reads as follows: “If no starting position is given the shooter shall stand upright with revolvers holstered, hands at the side not touching any firearm” (RO1, p. 13). So technically speaking, it says nothing about the hands being relaxed. Nor does it explicitly say that hands cannot touch ammo. Convention #5, however, specifies shooters may not start with ammunition in hand and everywhere I have shot during my 10-years or so in Cowboy Action Shooting™, the consistent practice and expectation has been that the shooter may not be touching firearms or ammunition. I believe the “hands at the side” requirement is intended to mean that they are unoccupied. Also, note the rule only proscribes the “hands,” not other parts of the body, touching firearms. Thus the forearm may be in contact with a revolver grip as long as the hand is not.

ADVERTISE

In
THE Cowboy CHRONICLE

With loyal readership of more than 75,000, *The Cowboy Chronicle Quarterly* and *The Cowboy Chronicle* comprise the definitive guide to Cowboy Action Shooting™. Each issue features 50 pages or more of editorial, product, and service information. *The Cowboy Chronicle* provides the most up to date information on our sport and the laws that affect us, as well as timely information on SASS® affiliated clubs’ monthly and annual matches. It keeps our cowboys current and informed and is chock full of useful information, sources, and activities.

Of immediate interest are our upcoming December (digital), and January (printed and digital) issues. The advertising deadline for both is November 7, 2016. Visit www.sassnet.com/chronicle for more information.

CALL SQUARE DEAL JIM
TO RESERVE YOUR SPACE TODAY
(410) 531-5456

Shooting Down Some Myths . . .

The TO should always ask the shooter if he/she understands the course of fire

Nope. That is a question to be asked, if at all, at the Loading Table. I know it happens at plenty of monthly matches, but the shooter's responsibility is to secure that information before reporting to the line of engagement. The TO asks whether the shooter is "ready."

The 170 rule applies both at the line of engagement, at the Loading and Unloading Tables and while moving to and from one's gun cart

Well, that is only partly right. It applies where the firearms are being used on the stage (SHB, p. 25). It does not apply at the LT, ULT or between those points and the cart. The applicable requirement in those locations is that the muzzle be pointed in a "safe direction" (SHB, p. 23). If you think about it, you cannot keep the muzzle within the 170 (defined by reference to the line where the shooter is engaging targets) at LTs and ULTs, which are pointed into side berms as is frequently the case. It would be pointing at the shooter on deck, the shooter on the line, the TO, spotters, and/or others between you and the targets. So away from the line of engagement, the shooter's responsibility is to keep the muzzle pointed in a safe direction (ordinarily muzzle up) so as to avoid sweeping anyone.

You cannot holster revolvers butt forward

Don't tell Wild Bill. And don't try to enforce that against a fellow competitor either, unless there is a local club policy prohibiting butt forward carry, because there is no such SASS rule. Such carry was impermissible for **Gunfighters** and **B Western competitors**, but only in those categories, until recently, but that prohibition was removed from the B Western and Gunfighter category rules when the updated Shooters Handbook was released as Version 21.8 on February 1, 2016. B Western shooters are now only prohibited from using shoulder rigs (they must, of course, use buscadero or drop holster rigs with the revolvers below the top of the gun belt). And the current rule for Gunfighters specifies only

that "two holsters are required, one on each side" (SHB, p. 15). There are in fact videos available online which show two permitted methods of drawing and reholstering butt forward carried revolvers. (See *e.g.*, www.youtube.com/watch?v=w5P-fcifBNE.) Note in both instances the revolvers are manipulated so as to accommodate the 170 rule. And remember the exception from the 170 limitation for getting revolvers out of and back into the holsters where at the moment of extracting or reinserting the revolvers they are briefly pointed straight down—*i.e.*, at 180 (SHB, p. 25). While butt forward carry is probably not the most efficient or quickest means of holstering revolvers for Cowboy Action Shooting™ competition, there is no SASS rule that says you can't do it as long as you are careful not to violate the 170.

I am sure others have been the object (victim) of other made-up rules that cannot be found in the SASS handbooks. Keeping myth rules out of the game is a constant and continuing battle—do your part by politely insisting that those who cite rules you think are contrived show them to you in the handbooks—and we will all have a better time, and better times. *A*

FREE

To ALL SASS Affiliated Clubs Monthly & Annual Match Listings in the Chronicle & on sassnet.com!
Make sure our Clubs Administrator knows about all of your goings on!

Call (Roxy) at the SASS Office or Email (roxy@sassnet.com)

Join SASS Today!

There's A Little Cowboy In All Of Us!

Members Receive A Numbered Shooters Badge, Alias Registration, An Annual Monthly Subscription To The Cowboy Chronicle And Much More!

CALL: 877-411-SASS

OR VISIT US ONLINE AT:

WWW.SASSNET.COM



VISIT US AT SASSNET.COM

THE ODDS WERE OVERWHELMING. THE FARGO KID KNEW THE SETTLERS FACED CERTAIN DEFEAT UNLESS HE COULD TURN THE SAVAGE HORDES AWAY WITH HIS OWN...

RAW COURAGE!

I HEARD YOU WERE LOOKING FOR ME, SHERIFF!

YES, FARGO. THIS WAGON TRAIN'S HEADING WEST TO STAKE CLAIMS IN THAT NEW UNSETTLED TERRITORY.

NO ONE COULD DO A BETTER JOB THAN YOU, FARGO, IN LEADING US SAFELY THROUGH THE INDIAN COUNTRY.



THIS ISN'T REALLY IN MY LINE OF WORK, BUT SINCE THE BUILDING UP OF THE WEST IS SO IMPORTANT TO THE ENTIRE NATION, I'LL DO IT!

GREAT! I'M BOB SHAW, LEADER OF THIS WAGON TRAIN. I'LL SEE TO IT THAT EVERYONE CARRIES OUT ANY ORDERS YOU GIVE, FARGO.



FINE, BUT THERE'LL BE FEW ORDERS! WE AREN'T AFTER INDIAN LAND, AND IF WE MIND OUR OWN BUSINESS AS WE RIDE THROUGH THE INDIAN TERRITORY, THEY WON'T BOTHER US. NOW LET'S GET STARTED!



YOU HEARD THE FARGO KID. EVERYBODY BACK TO THEIR WAGONS! WE'RE SHOVIN' OFF!





GOOD LUCK!

NOW REMEMBER THIS-- THE INDIANS ARE NATURALLY CURIOUS SO IF YOU SEE ANY OF THEM WATCHING US ALONG THE WAY, JUST DON'T PAY ANY ATTENTION TO THEM!



A FEW DAYS LATER...

IT'S TWENTY MILES TO THE NEXT TOWN! SINCE THE WIND IS BEGINNING TO BLOW UP MIGHTY HARD, WE'LL MAKE CAMP HERE FOR THE NIGHT.



AN INJUN! I'LL SCARE HIM OFF!



WHAT ARE YOU DOING?

DON'T WORRY, FARGO. I'M NOT SHOOTIN' AT HIM. I'M JUST SCARING HIM OFF!



I TOLD YOU ALL TO IGNORE ANY INDIANS YOU SEE! HE WON'T KNOW YOU WERE JUST TRYING TO CHASE HIM AWAY! HE'LL THINK YOU WERE TRYING TO KILL HIM! THIS COULD MEAN REAL TROUBLE!

I DIDN'T THINK OF THAT!



FORGET ABOUT MAKING CAMP AND MOVE ON!

YOU HEARD FARGO. EVERYBODY BACK TO THEIR WAGONS --AND LET'S GO!



FASTER! IF WE'RE CAUGHT IN THIS VALLEY WHEN THAT INDIAN RETURNS WITH HIS FRIENDS-- OR WE'RE ALL LIABLE TO BE WIPED OUT!

BUT BEFORE THEY GET VERY FAR...
 THE WIND HAS TURNED THIS INTO A DUST STORM. WHAT ARE WE GOING TO DO, FARGO?
 THERE'S ONLY ONE THING WE CAN DO UNDER THE CIRCUMSTANCE-- TRY TO RIDE THROUGH IT!

TRY AS THEY MIGHT, THE VALIANT SETTLERS MAKE NO HEADWAY IN THE BLINDING DUST STORM!

WHEN THE STORM SUBSIDES...
 WE'RE SURROUNDED!
 QUIET! I WANT TO SEE IF I CAN MAKE OUT THE MESSAGE THEY'RE BEATING OUT ON THEIR DRUMS!

IT'S A WAR CHANT. THEY'RE GOING TO SWOOP DOWN AT SUNDOWN AND WIPE OUT THE EVIL PALEFACES!

EVIL PALEFACES! THIS IS ALL MY FAULT! I'D GLADLY GIVE MYSELF UP TO THEM IF THEY'D LET THE REST OF YOU GO.
 WE WOULDN'T LET YOU DO THAT. WE KNOW YOU'RE SORRY FOR THE BONER YOU PULLED.

IF ANY OF US ARE GOING TO GET OUT OF THIS ALIVE, WE'VE GOT TO GET HELP BEFORE THEY ATTACK!
 IMPOSSIBLE. TO REACH THE NEAREST TOWN, YOU'D HAVE TO RIDE THROUGH THOSE INDIANS!

TRUE ENOUGH, BUT I'VE GOT AN IDEA. IT'S A LONG SHOT-- BUT IT MIGHT WORK!





TAKE IT EASY, FRIENDS. LOOK-- I HAVE NO GUNS. I JUST CAME TO TALK TO YOUR CHIEF.

I AM CHIEF. SPEAK YOUR TONGUE.



PALEFACE WHO SHOT GUN, SHOT IT IN THE AIR. HE MEANT NO HARM. IT WAS ALL A MISTAKE!

HOW WE KNOW YOU TELL TRUTH?



WE CAN PROVE IT BRAVE STYLE! I'LL BATTLE YOUR BRAVEST WARRIOR. IF I WIN, IT WILL PROVE I'M TELLING THE TRUTH AND YOU WILL LET MY FRIENDS GO. IF I LOSE--



-IT MEANS I LIE AND WE'LL THROW DOWN OUR ARMS AND YOU CAN DO WITH US AS YOU WILL.

YOU ASK NO MORE THAN RIGHT WE GIVE ANY BRAVE.



THE INDIANS SELECT THEIR STRONGEST AND MOST FEROCIOUS WARRIOR, LONG HAWK, TO BATTLE THE FARGO KID AND...

BEGIN!



CAREFULLY THE BATTLERS STALK EACH OTHER KNOWING THE FIRST MISTAKE WILL PROBABLY BE THEIR LAST...



I'LL MAKE MY MOVE NOW AND--- OOF!

CONTINUED AFTER NEXT PAGE



General Store

Western Star Leather

The finest quality Cowboy Action rigs and gear available.



WesternStarLeather.com (702)293-3397

Cattle & Kate

www.CattleKate.com
Western Clothing Made in USA



Hamilton Dry Goods

Period clothing and merchandise for the Cowboy Action Shooter



www.hamiltondrygoods.com
931-739-6061



Cal-Graf Design headed south to the Cowboy State . . . WYOMING!
Same quality products, same service. Introductions will be made next month. New owners will be taking orders from same website, same phone number by end of June.

www.cal-graf.com • 800-367-5203



ENCKS GUN BARN

Bob Enck
barnmaster@comcast.net
17 East Main Ave
Myerstown, PA 17067



Phone: 717-628-5084
Fax: 717-628-5271

Specializing in Cowboy Action Shooting
Check our website for a complete list of firearms for Cowboy Shooting

SASS Dealer #30
www.encksgunbarn.com

1 on 1 Holster & Carving Classes!

Have a group? I'll come to you!

Slickbald.com
All Content Copyright Hedonistic Developments LLC 2015

GRIPMAKER

417-359-8880
www.gripmaker.com

Sculpted, simulated ivory and stag design grips



www.MustangWoodcrafters.com
937-272-1000
Lightweight & Sturdy / Folding Completely Finished



3 Cart Models Available
4 Beautiful Hand-Rubbed Finishes
Optional Cooler Rack and Accessory Boxes

FOR THE BEST IN SUPPLIES



WWW.REGTQM.COM

Company Quartermaster
Masonic Cowboy lapel pin 1-inch \$7 shipped. You can use Paypal at t.schultz5@roadrunner.com
Or email me. Nickel City Dude
Phone: 716-693-3237



Classic Old West Arms

Specializing in Original Winchester and IAC 1897's. The new IAC COWBOY 97'S are in stock and ready for shipment. All have the updates and modifications. Visit us at: classcoldwestarms.com



Outlaw, Gambler, Proprietor.

From the Hanging Tree of Roxy West...


TO ALL CLUB CONTACTS:
This is a reminder to submit your insurance at time of renewal in order to maintain your SASS club affiliation. - Or Else!

Email to roxy@sassnet.com
or mail to Single Action Shooting Society, 215 Cowboy Way, Edgewood, NM 87015. Thank you kindly!



OLD SLAPOUT HOLSTERS

Gun Belts & Holsters
Buttstock cover for rifle/shotgun
Shot shell slide & lever cover
www.oldslapoutholsters.com



General Store

SQUIBBER'S SOLD WESTERN GUN REPAIR YOUR ONE STOP SHOP FOR **WILD BUNCH GUNS**

1897 SHOTGUNS ...AND 1911 PISTOLS!
1866/1873 RIFLES

* ACTION WORK * RACE-READY GUNS * SHIP TO YOUR FFL *

Contact SQUIBBER at (602) 309-4198
<http://www.dustybunch.org/repair.html>

1 on 1 Holster & Carving Classes!
Have a group? I'll come to you!

Slickbald.com
All Content Copyright Hedonistic Developments LLC 2015

Chris Andre Slickbald Customs Maker

ON target with CHEY-CAST BULLETS
HARD-CAST LEAD BULLETS Made from Foundry Lead only

NEW HI-TEK SUPERCOAT BULLETS

NO BS GUARANTEE
Our GUARANTEE is absolutely NO BS. If for any reason you are not satisfied with our bullets you may return them for a 100% refund or exchange within 30 days.

FREE USPS PRIORITY SHIPPING On all orders over \$100.00

5% Enter SASS5 for your promo code expires December 31, 2016 off your order!

BEST BULLETS BEST PRICES 96 BULLETS TO CHOOSE FROM

MADE IN CHEYENNE, WYOMING, USA

WWW.CHEYCASTBULLETS.COM

TED BLOCKER HOLSTERS

(800) 650-9742
9438 SW Tigard, Tigard, OR 97223
WWW.TEDBLOCKERHOLSTERS.COM

BARLEYCORN OUTFITTERS
Buy, Sell & Trade Firearms
Specializing in Cowboy Action & Modern Firearms

Export, PA Matt Mastorovich, Owner, FFL
BarleycornOutfitters@gmail.com
724-468-6093 (Office) / 724-757-2834 (Cell)
BarleycornOutfitters.com

BUFFALO WESTERN WEAR
Since 1987 Authentic Old West Clothing
Real Cowboy Spurs
Custom Hats www.buffalowswildwest.com

COOLER COWBOY SOCK

- Copper Infused Foot
- Inhibits Odor
- Wicking
- Sizes for both Men & Women

J. Hornaday DRY GOODS
Order Factory Direct
www.buyrevi.com 1-877-289-7384

Indian Creek Leather

Competition Rigs, Shotgun Belts
Buscadero Rigs,
Cuffs, CCW Holsters & Belts

'Quality that takes your breath away not your wallet.'
www.Indiancreekleatherco.com
Gene Weishuhn, AKA Leatherman #30776
419-680-9069

ADVERTISERS Index

Wild West Mercantile	2
Howell Munitions & Tech (Freedom)	3
Pioneer Gun Works	9
American Gunsmithing Institute	10
Arntzen Targets	11
Benelli USA - A. Uberti	15
Pyramid Air Advertising	16
F. LLI Pietta	17
Gunfire Arms & Ammo	23
DbarJ Hat Co.	24
Howell Munitions & Technology (Xtreme)	25
Mernickle Holsters	27
Front Sight US Practical Shooting	29
Cowboy Fast Draw	30
DS Welding Targets	32
Evil Roy Shooting School	37
Golden Gate Wester Wear.....	38
Taylor's & Company	47
Buffalo Arms Co.	49
Rugged Gear	49
Cowboy Shooting Store.....	50

NEW from the SASS Mercantile..
The Patriot Badge Holder.
Now Only \$24.95

NEW SASS® MEMBERS

FROM EACH STATE AND COUNTRY

OCTOBER 1 - 31, 2016

MEMBERS BY STATE

SASS # ALIAS

AR

104,825.....Como Kid, The
104,869.....Shotgun Stew

AZ

104,854.....Dusty Eagle
104,861.....Huckelberry
104,863.....B.S. Slinger

CA

104,831.....Double A
104,875.....Noah Migo
104,884.....One-Eyed Smith
104,890.....Kody Withakay
104,901.....Deputy Dusty Trails
104,902.....Pittsburg Pete
104,903.....Hoosier Helen
104,915.....San Diego Slim
104,925.....Kokak
104,926.....Doxie Mae Azwell
104,937.....Raz
104,938.....Moonshine Marie

CO

104,883.....Fire In The Hole
104,911.....Colorado Slim
104,916.....Will Anderson
104,921.....Dakota Rough Rider
104,922.....Dakota Annie Kaleva

FL

104,829.....Red Cardell
104,845.....Jesse James

104,850.....Puma O'Murphy
104,885.....Barr Keep
104,893.....Ketch N. Edge
104,895.....Cactus Blossom
104,909.....Lead Paint
104,910.....Lonesome Donut
104,923.....Flat Iron D.

GA

104,841.....Doc Ricochet
104,878.....Carbine Killer
104,904.....Justifiable Homicide
Jeri

IA

104,874.....Speck Tator
104,940.....H. H. Wildwood

ID

104,896.....104896

IN

104,830.....Cookshack
104,872.....Marshall Bickford
104,897.....T. H. E. Macallan
104,898.....Dixie Cousins

KS

104,887.....The TexaKan

KY

104,826.....Lightning Lucas
104,836.....Coffin Maker
104,924.....Kentucky Smokey

MA

104,844.....Dewclaw Ed
104,927.....Reno Browne

MD

104,880.....Slim Jenkins
104,906.....Chestnut Louie
104,907.....104907
104,920.....Tex Bluebonnet

MI

104,865.....Dusty P. Keys

MN

104,882.....Tobias

MO

104,852.....El Diablo's Canyon
104,853.....Mad Mac

MS

104,838.....Doc Stringer
104,899.....Gentalman Jim
Wilson

MT

104,835.....Sneaky Bob
104,870.....Buckskin Bud
104,871.....Montana Rose Karen

NC

104,857.....Jack Tequila White
104,873.....R. J. MacReady
104,892.....Aneeda Shot
104,914.....Eva Destruction
104,932.....Blackie Birchwood

NH

104,842.....B.J. Ryker

NJ

104,856.....Sonny Hammertin

NM

104,824..... 104824
 104,828.....Bo Brecito
 104,832.....Northfield Bill
 104,834.....Cimarron Rose
 Jones
 104,858.....Resolute
 104,930.....Lilie May
 104,944.....Tag Along Cassidy

NV

104,936.....Calaveras Kelly

NY

104,847.....Lawless Cody Wade
 104,849.....Iron Chancellor
 104,860.....Back East Bob
 104,862.....Long Branch Sam
 104,879.....Lazy River
 104,900.....Babes The Baby
 Catcher
 104,941.....Dark Horse Charlie

OH

104,827.....Lady Lightning
 104,846.....Doc Chisholm
 104,876.....Real McCoy

OK

104,840.....Little Egg
 104,905.....Harlea Ever Miss
 104,919.....Faraday
 104,935.....Purdy Good
 104,939.....Gabby Gertie

OR 104,823.....Blackfire Opal Annie
 104,942.....Wildman Wells

PA

104,889.....Flatlands Jim
 104,928.....Oakridge Kid

RI

104,894.....Big John Cannon

SC

104,877.....Sage Coach

TN

104,839.....Outlaw Sam Bass

TX

104,848.....Dagger Schultz
 104,864.....Ghost Bandit
 104,886.....Jeff Highlands

104,912..... 104912
 104,913..... 104913
 104,917.....Chief Cherokee
 104,918.....Needles Cherokee
 104,929.....Buster Jiggs

UT

104,908.....Cajon Charlie
 104,943.....Dick Laramie

VA

104,881.....Six Gun Lefty

WA

104,833.....Trooper Chuck
 104,843.....Texas Ringo

WI

104,868.....Mrs. Boss

**MEMBERS
 BY COUNTRY**

SASS # ALIAS

ON

104,851.....Rusty Ranger

QC

104,934.....Happy Trigger

ADVERTISE
In
THE Cowboy CHRONICLE

With loyal readership of more than 75,000, *The Cowboy Chronicle Quarterly* and *The Cowboy Chronicle* comprise the definitive guide to Cowboy Action Shooting™. Each issue features 50 pages or more of editorial, product, and service information. *The Cowboy Chronicle* provides the most up to date information on our sport and the laws that affect us, as well as timely information on SASS® affiliated clubs' monthly and annual matches. It keeps our cowboys current and informed and is chock full of useful information, sources, and activities.

Of immediate interest are our upcoming December (digital), and January (printed and digital) issues. The advertising deadline for both is November 7, 2016. Visit www.sassnet.com/chronicle for more information.

**CALL SQUARE DEAL JIM
 TO RESERVE YOUR SPACE TODAY
 (410) 531-5456**

CAN'T GET ENOUGH SHOOTIN'?

FIND A MONTHLY OR ANNUAL MATCH NEAR YOU!

CLICK ON ONE OF THE LINKS BELOW
TO BE REDIRECTED TO THE
APPROPRIATE PAGE ON THE SASS WEBSITE



**USA and International
Annual Matches**



**USA and International
Monthly Matches**



Monthly Wild Bunch™ Matches



Monthly Mounted Matches