

The Cowboy Chronicle

The Monthly Journal of the Single Action Shooting Society®

See our
EXCITING
Mercantile section
(starting on page 90)

Vol. 20 No. 11

© Single Action Shooting Society, Inc.

November 2007

GUNS OF AUGUST 2007

THE SASS MIDWEST REGIONAL CHAMPIONSHIP

By Col. Fletch O'Dubois III, SASS #14224

Photos by Black Jack McGinnis, SASS #2041

Middletown, OH – The Big Iron Rangers, our main match sponsor, Taylor's & Company, and the Middletown Sportsmen's Club, like most shooters, had been anticipating this year's event for a long time. This was the historic Tenth Anniversary of the Guns of August, and enthusiastic shooters from over twenty states and Canada were anxiously awaiting the grand opening ceremony.

Shooters assembled under the big tent for the traditional opening ceremonies—first, a Mounted Shooter in full Canadian Mountie attire brought forth the maple leaf for the playing of the Canadian National Anthem. Then, closely following was the playing of the US National Anthem. The flag used was the same flag that was placed on the wreckage of the World Trade Center debris pile after 9-11 by our brave rescue workers. “Old Glory” was dirty and tattered, but was still held in awe by all in attendance. Deadwood Stan, President of The Big Irons, welcomed everyone. Las-



The action was hot and heavy, and the blackpowder was spectacular under the trees at this year's Guns of August. During the last 10 years, this Regional SASS match has grown and matured into one of the sport's most prestigious matches.

siter gave last minute range instructions, and the competition was on. This year we continued the arrangement of morning and afternoon posses. This afforded competitors and their families more free time to participate in local area events or just grab some grub and hob-knob with old friends or make new ones.

To say last summer's Guns of August was a roaring success would be an understatement ... so, how were we going to do it again? We added two brand new stages for a total of twelve. We commissioned a limited edition Commemorative belt

buckle (all 150 were sold out in the first half day of the match), and we invited Royal Wade Kimes to travel all the way to Middletown, Ohio to be the special entertainment at the Saturday banquet.

According to The Judge, who was in attendance with his lovely bride, Justice Lily Kate, “The Guns of August SASS Midwest Regional Championship is one of the most prestigious and largest events in SASS.” Local news media and shows about SASS on ESPN have managed to draw considerable attention to our sport, and there was a dramatic

See **HIGHLIGHTS** on page 73

increase in the number of spectators that came to see real live cowboys and cowgirls in action. We had many folks check out the shooting and visit the vendors. Several local gun enthusiasts from other shooting sports dropped in to see what all the clang and clamor was about. I had a chance to introduce them to club officials, and The Judge was able to provide additional guidance about alias selection, an application for membership, and a copy of *The Cowboy Chronicle*. You would have thought we had given them a well broke saddle!

And, as you well know, SASS has grown not only in national flavor, but continues to grow in international flavor as well. The Canadian contingent consisting of 28 of our brothers and sisters from the Far North endured the intricacies of bringing all their guns and gear across the international border in order to attend.

Day one broke without a wisp of clouds, and our ace weatherman predicted brutal heat. This was the day to participate in all the side matches, which were mainly on the shaded hillside and gave a much-welcomed respite from the sun. Events ranged from pocket pistol, speed shotgun, and speed pistol on the tree-covered hill to the long-range rifle and long range single shot that took place on the flats near the vendor area. Cartwheel managed to “slam” 10 quick shots in 3.36
(Continued on page 72)

SASS Cowboy Chronicle

In This Issue

58 END OF TRAIL
MOUNTED CHAMPIONSHIPS
by Wildcat Kate

62 EMF/PEDERSOLI
“COLT LIGHTNING”
by Tuolumne Lawman

80 5TH ANNUAL
CANADIAN REGIONAL
by Rusty Wood

82 THUNDER VALLEY DAYS
by Chuckaroo

C
o
w
b
o
y
C
h
r
o
n
i
c
l
e



23255 La Palma Avenue
Yorba Linda, California 92887
www.sassnet.com

Get your Convention
reservations in now ...
DON'T BE LEFT OUT!



WILD WEST MERCANTILE™



Tom "C.S. Fly" and Claudia "Feather" Ingoglia - Proprietors

LARGEST OLD WEST STORE AND ONLINE CATALOG

Goods

- Bargain Corral
- New Items
- Men's Clothing
- Men's Big & Tall
- Women's Clothing
- Formalwear
- Scully Leatherwear
- Classic Undergarments
- Hats
- Boots
- Accessories
- Jewelry
- Gun Leather
- Leather Accessories
- Spurs & Spur Straps
- Patterns
- Old West Replicas
- Books, Music, & Videos
- Gift & Novelty Items
- Gift Certificates
- Frontier Gallery

Don't Miss Our Bargain Corral
Hundreds of items updated weekly!

Wild West Mercantile Signature Line



\$25.00

Limited Edition Classic Old West Styles



\$24.90

**LARGE
SELECTION
IN-STOCK
Ready to Ship!**

BIGGEST SELECTION * BEST SERVICE * LARGEST INVENTORY

www.wildwestmercantile.com



Visit Our Store in Mesa Arizona
Our 10,000 sq. foot store has the largest inventory of authentic cowboy clothing and accessories!
The biggest and best selection in the world!



Register on our Web Site to be notified of new items, special sales and promotions.

STORE HOURS
MON - FRI 10AM - 7PM
SAT 10AM - 5PM
We open at 9AM MON - SAT
for Catalog Orders

7302 E. Main St., Suite #7, Mesa, AZ 85207
800-596-0444 • (480) 218-1181 • FAX 888-528-5487


Email info@wwmerc.com
www.wildwestmercantile.com

WE ACCEPT CHECKS, VISA,
MASTERCARD, DISCOVER,
AMERICAN EXPRESS,
MONEY ORDERS, AND
COD ORDERS

CHRISTMAS SPECIALS

PROFESSIONAL XP CHRONOGRAPH

The PACT Professional Chronograph XP is the ultimate chronograph system for the perfection of musketry and measure of munitions. Our new skyscreen system offers a huge shooting window and operates across the wide range of light conditions found in these United States (and CSA of course). Complete statistical analysis of your velocity data allows you to tune your loads to perfection. Built in full-function ballistic computer allows you to optimize you zero at the range and print a custom made drop table on the spot using the built in printer. Corrects for windage, elevation and temperature. Tells you where to zero at 100 yards for any down range zero or best Maximum Point Bland range. Calculate the free recoil for and gun/load combination. Measure the actual Ballistic Coefficient for any bullet. Calculates power as Kinetic Energy, Momentum, Taylor Knockdown and IPSC Power Factor. Computer interface lets you store you ballistic data on your PC.



~ ORDER TODAY ~

SCALE AND DISPENSER COMBO.....	\$229.95	SAVE \$29.95	Now \$199.95
DIGITAL SCALE ONLY.....	\$129.95	SAVE \$14.95	Now \$114.95
DIGITAL DISPENSER ONLY.....	\$129.95	SAVE \$14.95	Now \$114.95
PROFESSIONAL XP CHRONO.....	\$229.95	SAVE \$29.95	Now \$199.95
PROFESSIONAL W/ IR KIT.....	\$269.95	SAVE \$39.95	Now \$229.95
CLUB TIMER III.....	\$129.95	FREE CASE	VALUED AT \$16.95
MKIV XP TIMER/CHRONO.....	\$189.95	SAVE \$19.95	Now \$169.95

FREE CHRONOGRAPH *Sky Screens Sold Separately*

SEE WWW.PACT.COM FOR MORE SPECIALS

You also need a timer you can hear. Both the new Club Timer III and the MKIV Championship Timer XP are equipped with our custom made super loud low frequency buzzer. Both will tell you everything you need to know about most strings at the quickest glance with no button pushing at all. If you do want to review your individual shot times, each will display all the shot information at once (Shot number, split time, total time) so you don't have to flip back and forth in like you were working a telegraph. Going beyond basic function, the MKIV XP functions as your loyal training partner, allowing you to program and simulate advanced courses of fire from the recent unpleasantness in Tombstone to Buffalo Wallow Fight. The New MKIV XP also includes a full feature chronograph, ballistic computer, lead calculator and USB port allowing you to down load your timer and chronograph strings to your PC. Compatible with all PACT and Oehler skyscreens, sold separately.



MKIV XP TIMER AND CHRONO

In our quest to become Master Shootist's, most of our effort is put to learning the high art of going fast slowly. We understand becoming a better shot means hitting the same target in ever smaller parts of a second. To achieve this worthy goal, you have to keep an accurate account of both accuracy and speed. Would you practice without a target? Of course not, without a target you're just flinging lead at the side of the hill, you've no accounting of how well you're shooting. Without a PACT Timer you have much the same mystery. You have no idea how long it's taking you to scoop your rifle up and make a perfect shot or get your coach gun loaded and firing again.



LOAD QUICKLY AND PRECISELY

Once you start rolling your own you will soon discover that even the best powder measures vary a good bit from charge to charge, particularly with the best extruded powders. PACT Digital Precision Powder Dispenser puts an end to the bother of endlessly fiddling with manual powder dispensers, giving you the exact charge weight you've asked for. Want 61.9 grains? Type it in and press Dispense. Your Dispenser will take it from there, depositing your powder directly into the powder pan resting on the Scale. The Dispenser will precisely meter the charge, carefully trickling the last few tenths. In other words, each load is as accurate as it would be if you weighed each charge, trickling each to the correct weight by hand. The difference is that the dispenser won't - get tired or bored, and won't complain. It'll just sit there giving you what you asked for time after time.



AN AMERICAN WARRANTY

All PACT Products are Made In America, by shooters for shooters. All are backed by our 30 Day Money Back Guarantee and Limited Lifetime Warranty. We take complete responsibility for your satisfaction. **Our products are available factory direct and through select dealers catalogs.**



ORDER TODAY 800 PACT INC ~ 800 722 8462 ~ PACT.COM

Cowboys

Cowgirls

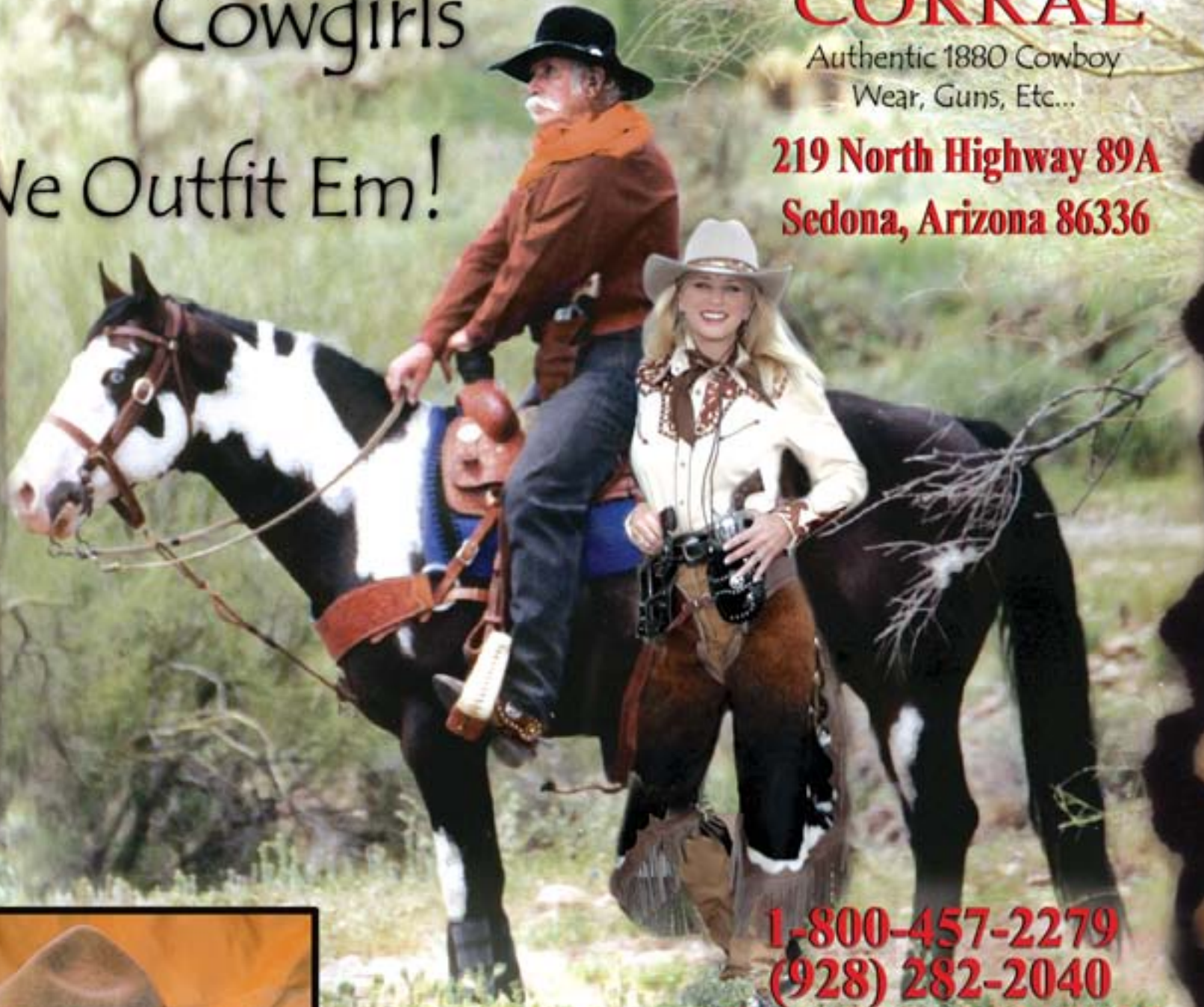
We Outfit Em!

COWBOY


CORRAL

Authentic 1880 Cowboy
Wear, Guns, Etc...

219 North Highway 89A
Sedona, Arizona 86336



1-800-457-2279
(928) 282-2040
Fax (928) 282-7007



Lonesome Charley

We Carry Cripple Creek Hats

Be Sure to Visit Our Other Fine Stores

**Cahill Leather
Company**

The Hat Rack

**On The Hoof
Boot Company**

info@cowboycorral.com

www.cowboycorral.com



1	ON THE COVER Guns of August 2007 . . .
6	FROM THE EDITOR SASS Programs For SASS Members . . .
8-10	NEWS New Mounted Shooting Programs Great Success In 2007 . . .
14-22	LETTERS Comments From SASS Members . . .
16	CAT'S CORNER Time To Saddle Up And Ride To The SASS Convention! . . .
24	POLITICAL What Can I Do? . . .
26-36	ARTICLES The Road Trip . . . Buffalo Hunter Bags Largest Buffalo . . .
38-52	GUNS & GEAR Shoot-out At Mescal Springs . . . What's In A Score . . .
53-56	SASS CONVENTION & WILD WEST CHRISTMAS (Sign-up) . . .
57, 58	MOUNTED END of TRAIL 2007 Reveals Top Mounted World Champions . . .
60, 62	REVIEWS-PRODUCTS The Bridgeport Rig™ Is Back! . . .
64	PROFILES What's Your Outfit? . . .
68-70	TRAIL MARKER
74	HISTORY This Month In History . . . Little Known Famous People . . .
76-84	ON THE RANGE What's Goin' On In Your Town? . . .
86, 87	CLUB REPORTS Three Rivers Stock Growers Association . . . Xmas Toy Drive . . .
89	SASS CORPORATE MEMBERSHIP APPLICATION
90-96	MERCANTILE Nice SASS Collectibles . . .
97-	CLASSIFIED
101-	SHOOTING SCHEDULES (MONTHLY)-(ANNUAL)
105	SASS AFFILIATED MERCHANT LIST
107	SASS MEMBERSHIP APPLICATION

It's good to be the General! The Founders Ranch party started as soon as General Grant blew out the candles on his 77th birthday cake. The General has been very busy lately creating approaches to further develop European SASS memberships and raising a considerable amount of money for the Bordertown/Marines Corps Toys for Tots program. "It sure doesn't leave much time for hunting and fishing anymore!" he lamented.



SASS® Trademarks

SASS®, Single Action Shooting Society®, END of TRAIL®, EOT®, The Cowboy Chronicle™, Cowboy Action Shooting™, CAS™, The World Championship of Cowboy Action Shooting™, Bow-legged Cowboy Design, and the Rocking Horse Design are all trademarks of The Single Action Shooting Society, Inc. Any use or reproduction of these marks without the express written permission of SASS is strictly prohibited.

The Cowboy Chronicle



Editorial Staff

Tex
Editor-in-Chief

Cat Ballou
Editor

Adobe Illustrator
Layout & Design

Mac Daddy
Graphic Design

Donna Oakley
Advertising Administrator

Contributing Writers

Arizona Tom, Bob Boze Bell, Bob Crismon, Capt. George Baylor, Cinnamon Lucy, Col. Dan, Cree Vicar Dave, Ellsworth T. Kincaid, Holy Terror, Ioway, Joe Fasthorse Harrill, Juakin Malone, Kid Sopris, Madd Mike, Mr. Quigley, Nubbins Colt, Purdy Gear, Sierrita Slim, Swift Montana Smith, Tuolumne Lawman


The Cowboy Chronicle is published by The Wild Bunch, Board of Directors of The Single Action Shooting Society. For advertising information and rates, administrative and editorial offices contact:

Chronicle Administrator
23255 La Palma Avenue
Yorba Linda, California 92887
714-694-1800
FAX: 714-694-1813
email: SASSCHRON@sassnet.com
http://www.sassnet.com

The Cowboy Chronicle (ISSN 15399877) is published Monthly by the Single Action Shooting Society, 23255 La Palma Avenue, Yorba Linda, California 92887. Periodicals Postage is Paid at ANAHEIM, CA and additional mailing offices (USPS #020-591). **POSTMASTER:** Send address changes to The Cowboy Chronicle, 23255 La Palma Avenue, Yorba Linda, California 92887.

DISCLAIMER - The Single Action Shooting Society does not guarantee, warranty or endorse any product or service advertised in this newspaper. The publisher also does not guarantee the safety or effectiveness of any product or service illustrated. The distribution of some products/services may be illegal in some areas, and we do not assume responsibility thereof. State and local laws must be investigated by the purchaser prior to purchase or use of products/services.

WARNING: Neither the author nor The Cowboy Chronicle can accept any responsibility for accidents or differing results obtained using reloading data. Variation in handloading techniques, components, and firearms will make results vary. Have a competent gunsmith check your firearms before firing.



Tex, SASS #4
~SASS Hall of Fame Inductee~

SASS PROGRAMS FOR SASS MEMBERS

By Tex, SASS #4

SASS member, it would be sufficient, but SASS is far more than just a Cowboy Action Shooting™ program.

Credit Cards

When you make a credit card purchase, how cool is it when you flash a distinctive card that simply screams "SASS!" Well, there is such a card. It's a VISA card and is offered by US Bank. But wait! There's more! Is your present card already maxed out? Are you having trouble making your payments? There's hope! Transfer your balance to the new SASS card and pay 0% interest for the first six months. Now that really is cool! There are several card options ... some of



which offer various kinds of rewards. Check it out.

<https://applications.usbank.com/oad/begin?locationCode=9561&preparerType=customer>

Insurance

All affiliated SASS clubs must have insurance. If you are having trouble locating affordable insurance for your Cowboy Action or SASS Mounted club activities, SASS has a solution! SASS has located and endorses an insurance company that is friendly to our sports. Gillingham & Associates Great Outdoor Insurance Program writes policies directly with Affiliated SASS Clubs and automatically

names SASS as an additional insured. Both Action and Mounted Shooting activities are covered. Check them out.

For information go to the SASS web page and then add [/greatoutdoorsinsuranceapplication.pdf](https://greatoutdoorsinsuranceapplication.pdf) to the URL.

Golden Buckle Network

Do you like westerns? Knowing every cowboy likes to watch his or her favorite hero bring the bad guys to justice, SASS has partnered with The Golden Buckle Network (GBN) to make over 1000 westerns available "on demand" 24 hours a day! In addition to "real" westerns, the SASS Cowboy Action Shooting™ series is also available at GBN on a pay per view basis ... a portion of that money goes to the SASS Scholarship Foundation.

(Continued on page 87)

BOB MUNDEN'S

SIX-GUN MAGIC

COWBOY ACTION'S FIRST GUNSMITH - CUSTOMIZING SINGLE-ACTION REVOLVERS FOR 50 YEARS

Bob Munden
The Fastest Gun Who Ever Lived

"The single action revolver was never built to work as hard, as fast or as often as we use them in competition today, but I make single actions extremely reliable and long lasting. I do all the gun work myself. I work on Colt Army, Colt Cowboy, Ruger Vaqueros, Hartford, Uberti, Cimarron, U.S. Firearm, Great Western and other models." - Bob Munden

DVD Now Available!

BOB MUNDEN — THE COLLECTOR'S EDITION

Bob Munden's exhibition shooting skills have been featured on many TV shows around the world including American Shooter and Ripley's Believe It Or Not. Order this **double-feature DVD** and get a full **2 hours & 20 minutes** of exciting shooting with:

The Fastest Gun Who Ever Lived AND All My Heroes Wore Six-Guns

PLUS an all-new 18-minute, special bonus feature: Home Movie Highlights (with commentary) of Bob using a single-action revolver in the Bianchi Cup. Wild!

Bob Munden — The Collector's Edition DVD with personalized autograph. Special release price: **\$39.95** + \$6.95 S&H. Visit bobmunden.com or call to order!

• BOB MUNDEN'S SCHOOL OF THE FAST GUN™ •

- Learn the unique and challenging skills of Fast Draw, drawing a six-gun from leather, taught the safe and correct way by Bob Munden, who holds the complete, four-day course (M-TH) in late July in Butte, Montana. No aluminum guns or gimmick holsters.
- You will learn real Fast Draw. Visit bobmunden.com for more information.

SIX-GUN MAGIC OPTION #1

Action & Trigger Job - \$185*

Option # 1 for Rugers, Colts, Italian Colt copies and other single-action models in center-fire calibers, and some .22s, will prolong the life of your gun and instantly allow you to shoot it better.

Extras: Hone Forcing Cone - \$45. Sight-In (with barrel vise): \$60.

Note: Additional charge for custom action & trigger job on the Colt Cowboy: \$75. Average turn-around time: 5-10 days

SIX-GUN MAGIC OPTION #2

The **Bob Munden Premier Action** — is for shooters who demand top-of-the-line performance at all times, from paper punching to Cowboy competitions to Fast Draw. This is the toughest action money can buy — and an absolute requirement if you want your gun to be able to withstand the extreme stresses of Fast Draw.

Bob Munden will customize your Colt or Ruger Vaquero with his Premier Action — or sell you one that is already ready to go. Call for prices.*

BOB MUNDEN'S COIL MAIN SPRING CONVERSION™

Send in your Colt or copy for Bob Munden's custom, virtually unbreakable, coil main-spring system. This is not a drop-in kit. This system must be installed. Call for price on your gun.*

CUSTOM RIFLE & SHOTGUN WORK

On Marlin Rifles & Stoeger/IGA shotguns, Bob does fine action & trigger work, plus hones the chambers for quick re-loading. Marlin Rifles: \$230. Stoeger/IGA Shotguns: \$185.*

MUNDEN ENTERPRISES, INC.
1621 Sampson St. • Butte, MT 59701
(406) 494-2833 • Fax (406) 494-6810
www.bobmunden.com • FFL#: 9-81-093-01-7K-20094

*FREE RETURN SHIPPING & INSURANCE ON GUN WORK!

Starline

COWBOYS

OF THE MONTH



"Three Amigos" of Logans Ferry Regulators
 Left — Moo E. Loco aka Michael Luke
 Middle — Mariah Kid aka Dave Aubele
 Right — Gray Squirrel aka James Collins

This could be you. All it takes is practice, using the highest quality products like **Starline Brass**. Top value and top quality, proven time after time. **Starline** supports Cowboy Matches across the country and thanks those shooters who use **Starline Brass**.



Send us a photograph of a deserving Starline shooter, and maybe he or she will be the next Starline Cowboy/Cowgirl of the Month.



1300 W. Henry Street • Sedalia, MO 65301

NEW ★ UNPRIMED ★ BRASS COWBOY ACTION CALIBERS

CALIBER

32 S & W LONG	44 COLT
32-20	44 SPECIAL
38 SHORT COLT	44 MAG
38 LONG COLT	45 S&W SCHOFIELD
38 S&W	45 COLT
38 SPECIAL	45 LONG COLT BLANK
38 SPECIAL+P	40-65
357 MAG	45-70
41 COLT	45-90 (2.4)
38-40	45-100 (2.6)
38-55 (2.080)	56-50 SPENCER
38-55 Long (2.125)	50-70 GOVT.
44-40	50-90 SHARPS
44 RUSSIAN	50-110 WIN.

This is a partial list.
 Call or check web site
 for a complete list of products.
 1-800-280-6660 or
www.starlinebrass.com

Now Available
38-55 (2.080)
38-55 Long (2.125)

Order Factory Direct on-line at
www.starlinebrass.com
 or call 1-800-280-6660.



Official
 Brass
 Supplier
 for CMSA





**Wildcat Kate,
SASS Life, Regulator #7873**

NEW MOUNTED SHOOTING PROGRAM PROVING TO BE A GREAT SUCCESS IN 2007

By Wildcat Kate, SASS #7873

chandise, award buckles, points awards system, publications, and marketing program. The new SASS Mounted Shooting Membership program also has its own Mounted Shooter Membership Application and website, www.sassmountedshooting.com geared specifically towards SASS Mounted Shooting.

The totally revamped Club Affiliation program has better met the needs of our growing Mounted Shooting membership and the sport as a whole. The new program is based on education and guidance, and utilizes a great deal of information and industry influence gathered by SASS over the past 10 years. The success of the program is evidenced by the over 25 new mounted

clubs that have affiliated with SASS in the past few months. Most importantly, the program maintains the principals set forth by SASS' "Spirit of the Game."

For new shooters and people interested in the SASS National Mounted Shooting Program, a new DVD has been developed that introduces newcomers to the sport, the SASS organization, the rules and different levels of competition. SASS Mounted Shooting, Introduction to an Incredible Equestrian Sport can be viewed in Quick Time and is available for download from the SASS Mounted Shooting website.

One of the main components of the new program is a new and completely revamped Club Affiliation

Binder that provides a volume of information to help clubs develop and prosper. A section on promotion includes guidelines on how to promote your club with step-by-step methods and samples of press releases, advertisements, and promotional items. The binder also includes guides to starting and building a Mounted Club, along with Range Officer training courses, match production, and Range Master guides, as well as scoring guidelines, forms, and software. SASS Mounted Club Affiliation is \$49.95 annually and includes the complete affiliation binder, as well as the new publications, software and decals. A PDF version of the SASS

(Continued on page 39)

The Single Action Shooting Society launched a brand new Mounted Shooting program on January 1, 2007. Designed to bring a professional and well rounded approach to the expanding Mounted Shooting arena, the SASS National Mounted Shooting program will leverage SASS' successful Action Shooting program with a focus on a stand alone entity with its own sponsors, mer-

TEN-X AMMUNITION SHOOT THE AMMUNITION SASS CHAMPIONS USE!



**SWEETWATER
LADY MODERN**



**LEAD DISPENSER
TRADITIONAL**



**HALF-A-HAND HENRI
LADY GUNFIGHTER**

25-20	38 Long Colt BPC	44-40 *	45-70 SS *	577-450 Martini-Henry BPC	Triple Se7en® BPC Blanks
25-35	38 Special *	44 Colt *	45-75 Win *	577 Snider BPC	38/357 Rifle Blank
30-30	38 S&W	44 Mag *	45-90 Lever *	12 Gauge, 2-3/4" BPC	38 Special Blank
32 H&R Mag *	38-40 *	44 Russian *	45-90 SS *	 Save MONEY with our Reloading Service	44-40 Blank
32 S&W	38-55	44 Special	45-110 *		44 Mag Blank
32 S&W Long *	38-56 *	Cowboy 45 Special BPC	45-120 *		45 Colt Blank
32-20	40-60 Win *	45 Colt *	50-70 *		5-in-1 Blank
32-40	40-65 Win Lever	45 Schofield *	50-90 *		45-70 Blank
357 Mag *	40-82	45-60 Win *	50-95 Win *	5-in-1 Wax Rifle Shells	56-50 Spencer Blank
38 Short Colt	41 Long Colt	45-70 Lever *	56-50 Spencer *	12 ga Wax Shotshells	577 Blank

* - Also available with Hodgdon's Triple Se7en® Black Powder Substitute.

**5650 Arrow Hwy, Montclair, California 91763
(909) 605-1617 • (909) 605-2844 Fax • www.TenXAmmo.com**

100% Satisfaction Guaranteed on Everything We Sell.

Western & Wildlife Wonders

Custom Pistol Grips and More by Teepee Creeper, SASS #34829



All our clothing & leather are handcrafted in the U.S.A.



Pat Garrett Gold Plated Badge, \$18.50 Sheriff Badge \$14.50. Many others to choose from.



Heavy vegetable tanned shotgun cartridge belt with speed strips, 18 shotgun singles (or 12 doubles) & 10 cartridge loops, \$80.00. Also shotgun belt slides with speed strips, \$30.00. Down Under Slide, (cartridge & shotgun) \$35.00. Colors, black or brown.

Over 70 custom grip molds for most Single Action percussion & cartridge revolvers including the new Ruger Vaquero, Cobra Derringer & Taurus. Available in any color you choose including, ivory white, antler white, black buffalo horn, black buffalo horn w/ white streaks & light & aged ivory yellow, in smooth & checkered style \$40.00 a pair, \$45.00 stag style, brass inlayed snake on one side panel, \$75.00 & solid silver inlayed, \$120.00 one panel.



Easy to put on & take off, Huckleberry Rig, right or left hand, \$100.00. Double Huckleberry Rig, \$180.00, 3.5- 7.5. Colors, brown or black



New! Teepee's Revenge! No Nonsense Lawman holster, faster than fast, 6 degree cant, front sight area cut down for faster withdrawal, lots of flare for faster reholstering. Heavy molded leather also meets Cowboy Fast Draw regulations. Available in strong right, strong left, \$55.00. Also new Lawman 2.5" period correct double tongue buckle for alignment ease of buckling and tightening. No cartridge loops, \$45.00. Belt size very small to very large. One Lawman Holster/Lawman belt combo, \$93.00. Two Lawman Holsters/ Lawman belt combo, \$140.00. Slim Jim Holster/Lawman Belt Comb. Same as above. Belt Pouch, \$20.00, Cartridge Slides, \$30.00, 20 Round Staging Strips, \$20.00, black or brown.

One skirted holster (4.75-7.5), or the Western Holster, (3.5-7.5), either 2.75 Trail or Ranger cartridge belt, \$110.00, Slim Jim \$105.00. Two double skirted holsters or the Western holsters combination of your choice with either 2.75 Trail or Ranger cartridge belt, \$168.00, Slim Jim \$158.00. 3" Money Belt & John Wayne 2.5" money belt, \$22.00 extra. Brown or black.

Tooled Derringer leather suspenders, \$60.00, right or left hand. Untooled Derringer Suspenders, \$48.00. Double untooled Derringer Suspenders, \$66.00.



The buckle worn by our western icon in countless western classics, cast in USA, polished in solid gold bronze or silver bronze. Add your initials of your special friends & family you want to remember. \$30.00. Quality heavy vegetable oil tanned 1.5" belt/ buckle comb. black or brown, \$55.00.



Colt Horse Watch Fob, \$8.00. Others to choose from. Watch Fob Strap, \$4.50.

Black leather w/black canvas back vest as seen in western classics. Various browns, worn by our western hero in countless western classics, \$99.00.




Buckles, Tex. Ran, \$30.00, Buffalo, \$25.00

Double Barred Shotgun/Rifle Scabbards. Rifle, \$85.00, Carbine, \$75.00. Fringed Scabbard, \$62.00, rifle up to 41".



Bowie Knife, black buffalo horn, 9.5" carbon steel blade, black sheath, \$67.00. Brown, 10" blade, \$53.00. Boot Knife/Arkansas Tooth Pick, 7.5" blade, \$35.00.

Black, mustard, khaki, & gray pinstripe suspender pants, \$39.00. Shirts with pockets fabrics from the 1800's, \$27.00. Quigley & plain leather suspenders, \$29.00



Gunfighter Spur, \$45.00 Scalloped Edged Spur Strap, \$35.00. Other styles and prices to pick from.

Phone: 509-782-3018, Calls & Phone Orders Welcome
Call for a free catalog. Large Inventory!

E-mail: info@westernandwildlifewonders.com
Website: www.westernandwildlifewonders.com



GREAT IMPROVEMENTS TO MOUNTED SHOOTING HEADQUARTERS AT END of TRAIL 2007

By Wildcat Kate, SASS Life/Regulator #7873

There was great news for the SASS Mounted Shooters at END of TRAIL 2007. A SASS Mounted Shooting Headquarters was set up in a large tent located next to the arena. Registration and check-in took place at the Mounted Shooters headquarters, as well as MRO-I and MRO-II classes. The prize pool drawing was held at mounted headquarters from 8:30am to noon with a separate prize pool for the mounted competitors. The prize pool contained a variety of top notch prizes available for each shooter, whereas in the past many folks were unable to participate in the prize pool due to time constraints.

A great food vendor was onsite at mounted headquarters – ‘Smokin Pig Barbeque.’ Competitors and spectators alike were very pleased to support the Smokin Pig and were well

fed and had plenty to drink all day and into the evening! Additionally, there was a tent covering over the new bleachers at the mounted arena where spectators could sit a long spell to support the Mounted Shooting championship.

A much-needed 3000-gallon water tank was installed with underground pipe and faucets to the rental stalls and plenty of water supply to the arena area and to the other horses in camp. In addition, our wonderful mounted sponsor, The Hitch n’ Post Feed and Supply of Edgewood, New Mexico, was set up near the mounted arena with a variety of tack and supplies, as well as a trailer full of good grass hay and alfalfa for sale.

The arena was in great shape throughout the match thanks to
(Continued on page 12)

CONGRATULATIONS TO BUFORD MC HOGG AND EXPRESSMAN FOR MOUNTED REGULATOR AWARD

By Wildcat Kate, SASS Life/Regulator #7873

A Regulator is a person who is recognized for being a leader; who steps up to the plate when asked – who doesn’t say no – rather, says, “you betcha’,” or, “how can I help?” A Regulator has made contributions to the American Western Culture at large and is a loyal SASS member.

This year we were thrilled when two of the Mounted Shooters were recognized as Regulators, Class of 2007.

Expressman holds the SASS World Champion Overall Mounted Shooting 2006 title, and after winning was bestowed with a Governor awarded California State Resolution based on his overall contributions and accomplishment in western culture and lifestyle.

Expressman owns and operates a dude ranch in Northern California where he meets and entertains hundreds of folks, actively promoting SASS and the cowboy lifestyle. He has been active at the local SASS mounted club level recruiting, training, and mentoring at every skill level and conducted a successful pro-mounted shooting clinic at END of TRAIL 2007. He has been instrumental with his agenda submissions and his participation in quorums regarding SASS Mounted Shooting. He accepted a position on the SASS Mounted National Advisory Board. Expressman is deserving of the Regulator position, and we’re very glad to have him on our team!

(Continued on page 12)

INTRODUCING THE NEW “EVIL ROY” TARGET!

- REVOLUTIONARY STAND FOLDS UP TO LESS THAN 3 FEET LONG
- YOU CAN MOUNT TARGET HEADS AT 2 DIFFERENT HEIGHTS
- CHOOSE FROM MORE THAN 12 HEAD SHAPES & SIZES
- NO TOOLS REQUIRED FOR ASSEMBLY, USE, OR STORAGE
- CERTIFIED AR500 ARMOR STEEL FOR MAXIMUM DURABILITY
- ANGLED TARGET FACE WITH NO EXPOSED BOLTS OR CLAMPS



Evil Roy

2000-0105 Overall National Champion
2001-0401 Overall World Champion
20+ State and Regional Championships

“As I stress to all my students, you have to practice often and practice correctly to become a better shooter. This new steel target is the perfect practice target for casual weekend shooters and serious competition shooters alike, and it is the best design I have ever seen.

The stand is extremely strong and stable, yet it still folds up to easily fit in the trunk of even the smallest car. The target heads are made of AR500 armored steel, and there aren’t any bolts, brackets, or hooks on the target face to get shot and cause dangerous ricochet.

Shooting on steel targets is the most effective and most efficient way to practice, regardless of your experience or skill level. I use this new design from Action Target for my own practice sessions because it gives me a perfect training tool to prepare myself for matches throughout the year. I also use these targets in all my shooting schools because they are easy to transport, they are safe, and they last.” - Evil Roy



Stand folds to less than 3 feet

- PORTABLE FOLD-UP STAND
- ARMOR STEEL TARGET HEADS
- DIFFERENT SHAPES & SIZES
- ADJUSTABLE TARGET HEIGHT
- NO TOOLS REQUIRED

\$95 6", 8", 10" OR 12" CIRCLE TARGET HEADS

\$140 18" COWBOY ACTION SHAPES



801-705-9113

WWW.ACTIONTARGET.COM

WANTED BY THE SHOOTIST



POCKET PRO II SHOT TIMER

The advanced version of the original Pocket Pro is here in your choice of colors, blue or tan! **\$129.95** plus shipping.



EVIL ROY
"The Pocket Pro is a must for a quality practice session."



LEAD DISPENCER
"To be competitive you need accurate feedback on your performance. No other product has given me the precise and reliable information that the Pocket Pro timer has."



HOLY TERROR
"The Pocket Pro timer is an accurate, easy to use tool that I can use while practicing all different types of shooting to improve my scores."

FREE OFFER

When you purchase a Pocket Pro or Pocket Pro II timer direct from Competition Electronics, we will include a carrying case **Free!**



POCKET PRO SHOT TIMER

The original Pocket Pro is the official timer used by End of Trail and Winter Range events. **\$129.95** plus shipping.

NEW

POCKET PRO POCKET PRO II CARRYING CASE

This handy case will protect your Pocket Pro timer during transport. It features a zipper storage compartment, logo badge, and velcro belt strap. **\$10.95**



PROCHRONO DIGITAL CHRONOGRAPH

measures the velocity of almost anything that shoots with an accuracy of 1%! **\$119.95** plus shipping.

COMPETITION ELECTRONICS has been dedicated to manufacturing affordable, quality shot timers and chronographs in the USA for over 25 years. Our shooting products are covered by a 2 year warranty. Fast, economical, and friendly service is just a phone call away.

**K COMPETITION
ELECTRONICS**

3469 Precision Dr.
Rockford, IL 61109
815-874-8001
Fax: 815-874-8181

WWW.COMPETITIONELECTRONICS.COM

LONG HUNTER SHOOTING SUPPLY

"FROM BOX TO HOLSTER"

CALL OR VISIT OUR WEBSITE FOR DETAILS



CIMARRON MODEL P — \$495.00
ACTION WORK - WIDENED REAR SIGHTS



CIMARRON EVIL ROY — \$625.00



RUGER VAQUERO — \$575.00
ACTION WORK, WIDENED REAR SIGHTS AND NARROWED HAMMER



USFA RODEO — \$760.00
ACTION WORK, WIDENED REAR SIGHTS AND NARROWED HAMMER



MARLIN SPECIALIST
"QUALITY ACTION WORK"

1894 - 1895 - 336 ACTIONS
ACTION JOB - \$125.00
RETURN SHIPPING - \$20.00

- MARLIN CUSTOM WORK AND PARTS**
1. TITANIUM OR STEEL ONE PIECE FIRING PIN - \$30.00/SPRINGS - \$5.00
 2. 1895 STEEL FIRING PIN - 35.00
 3. NEW FLAT TOP SIGHT - \$20.00
 4. GRABBER FRONT SIGHT - \$25.00
 5. REPLACE CROSS BOLT SAFETY PART - \$17.00
 6. LEATHER FINGER WRAP - \$12.00
 7. LEATHER BUTT WRAP - \$39.00



COLT/CLONE/RUGER
"PREMIUM ACTION JOB"

- CUSTOM WORK INCLUDES**
1. HONE INTERNAL PARTS
 2. REPLACE SPRINGS
 3. REWORK SEAR FOR CRISP 2.5 POUND TRIGGER PULL
 4. LAP BASE PIN
 5. OPEN FORCING CONE
 6. SQUARE BARREL FACE
 7. SET CYLINDER GAP

ACTION WORK - \$125.00
WIDENED REAR SIGHT - \$25.00
RUGER 15# HAMMER SPRINGS - \$5.00

OTHER WORK AVAILABLE



CIMARRON 1873

ACTION WORK, SHORT STROKE KIT, ALUM. CARRIER, GRABBER FRONT SIGHT, LEVER WRAP AND STAINLESS MAG TUBE SPRING
STARTING AT: \$1275.00

Full line Cimarron - USFA Firearm and Kirkpatrick Dealer.

CONTACT: JIM FINCH, AKA "LONG HUNTER" • VISA & MASTERCARD ACCEPTED
Phone# (806) 365-0093 • Web Site: www.longhunt.com
95 E. White • P.O. Box 372 • Hartley, TX 79044

CONGRATULATIONS TO BUFORD MC HOGG AND EXPRESSMAN FOR MOUNTED REGULATOR AWARD . . .

(Continued from page 10)

Bufford Mc Hogg has been a longtime SASS promoter and Life member, holding badge number #507. Bufford is a champion Mounted Shooter in many states and attends Founder's Ranch mounted events as well.

He has been an invaluable member at the local club level, is Vice President of the Roy Rogers Rangers, and is as helpful a person as one would want to meet. He has conducted many mounted training clinics,

practices, and matches, and helped mentor many new shooters from the ground up to their becoming consistent, winning competitors.

He has been a match director, is MRO-I and MRO-II certified, is fair, consistent, and honest. He is an outstanding example of "Spirit of the Game" and the Cowboy Way.

SASS is proud to have both of these men on our team!! A big congratulations to Expressman and Bufford Mc Hogg for your Regulator Awards. 🤠

GREAT IMPROVEMENTS TO MOUNTED SHOOTING HEADQUARTERS AT END of TRAIL 2007 . . .

(Continued from page 10)


Nuevo Mike and Canyonero for grooming and watering on a regular basis. The camping facility was comfortable and accessible thanks to the tram that ran on a regular basis.

Thanks to Sandia Trailer for the sponsorship of the 'Concho Corral' located at the north end of town. The mounted shooters can ride to town

and safely tie their horses to the fantastic Priefert round pen that Sandia Trailer donated for the SASS Mounted Shooters.

The SASS Mounted Shooting facility is shaping up to be a fine competition venue befitting a world class organization such as the Single Action Shooting Society. Thank you SASS for all of your support! 🤠

VISIT THE SASS WEB SITE AT WWW.SASSNET.COM



Belt Clip Loading Block

Take only the ammunition you need to the loading table.

Simply the best cartridge case available ANYWHERE !!

Premium Hand Tooled Leather
Choice of six colors

Solid Oak Cartridge Insert
all popular calibers, or combinations

Spring Steel Belt Clip

Brass or Nickel Hardware

Order yours today

Prices start at — \$40.00 plus s&h

Kiowa Creek Trading Company — Elbert, Colorado

www.kiowacreektrading.com or call: 719-495-3936



Uberti...Reaching Back Through Time

No one dreams of the Old West without conjuring up images of six-shooters and lever-action rifles. Relive the old days with an Uberti .45 Top Break like Jesse James carried, a formidable Walker black powder revolver, or a Henry lever-action, just like the one used by Sitting Bull at the Little Big Horn.


Whether you're just out target shooting or headed into the high country after big game, with an Uberti you're holding history in your hands.

Stoeger Industries • 17603 Indian Head Highway,
Suite 200, Accokeek, MD 20607-2501
tel: (301) 283-6300 • fax: (301) 283-6986



A. Uberti
HISTORY REPEATS ITSELF

uberti.com Imported by Stoeger Industries® Part of the Benelli USA® family





I REALLY ENJOYED HELUVA RUKUS!

I really enjoyed our State Championship Shoot, Heluva Rukus, this year. This was one of the best shoots I've been to in a long time. Everything went well. We had a great pair of posses. As Range Officers we have to see all the jobs like loading and unloading benches, counting, target resetting, brass picking, score keeping, and so forth are being handled. This time, no prodding was needed. We looked around, and every job was filled. It was also a good-natured bunch, and we just had a blast. We did a lot of teasing and laughing.

The weather was a bit iffy on Saturday with some early light rain, but it cleared, and when our posses had our lunch break, it poured down and then went away when it was time to shoot again. Sunday was near perfect for a shoot. Just cool enough to suit me and sunny.

One of the vendors was a hat maker from Tennessee. I talked to him Saturday and told him about a big Stetson I'd gotten on eBay. It



Bill Cassidy and his "Tim McCoy Hat" shaped by Rick Lee of Cleveland, Tennessee. Getting the hat "just right" was a very creative process, and the price was even better!

was a big chocolate hat from 1977 that was unused and open crowned. I wanted to have something that looked like Col. Tim McCoy's hat. Anyway, I brought it with me Sunday for him to look at. I asked if

he had a price sheet, which he didn't, but he gave me a rough idea of some jobs. He said he usually just did things for the shooters, hoping if they should ever want a custom made hat, they might consider him. I asked how much it would be to "McCoy" my hat up, and he said he'd do it for free while I waited, if I liked. He went the whole nine yards, checking for my approval at every step of the way. He did the crown, kettlecurled the brim (using antique iron tools, that was a fun process to watch), and shaped the brim to suit me. He worked from a couple of pictures. I didn't have pictures that showed exactly what I wanted, but I really like the result and think it looks pretty decent on me.

Naturally after he was done and gone, I thought to check the Internet. I didn't have a picture when he worked on my skypiece. He also tweaked the brim of my Hoppy hat. I wanted a bit of droop taken out of the brim front and the sides rolled a touch, which he also did for free. I could watch stuff like that for hours. I scooted right over to his tent when the shooting ended, so I didn't even

get lunch, but I figure I can eat anytime, but can't get custom hat work for free often! The site is www.brims-and-trims.com, but when I went there, I couldn't get any of the areas to open up and basically was stuck with the home page. The hat maker is Rick Lee and his helper is Don Hallmark. They're in Cleveland, Tennessee. Don said guys come to his shop just to watch Rick work and sometimes stay as long as 10 hours. I believe the prices for his custom hats are fair and he doesn't nickel and dime you to death. He even does small jobs, gratis, in his shop for shooters. I sure wish he were closer!

Bill Cassidy, SASS #3561
Gloversville, NY

**ADVERTISING
INFORMATION
ASK FOR
~ DONNA ~
(EXT. 118)**

"The Standard By Which All Gunleather Is Judged"



Model #1881
All new "Gunfighter Special™" Fully Leather Lined
Antique chestnut finish & border stamp included.
\$460 Single Rig ~ \$655 Double Rig
Matching crossdraw available.



Model #1876
Jonny Ringo™ Forward Muzzle angle
Fully Leather Lined
Flared Lip for smooth holstering of your pistol.
\$510 Single Rig ~ \$725 Double Rig as shown

All rigs are benchmade one at a time to your specifications.

\$6.00 CATALOG COMPLIMENTARY TO SASS MEMBERS

ALL NEW 2007 CATALOG 1-877-877-4704 WWW.FRONTIERGUNLEATHER.COM

"Authentic guns for authentic cowboys"



Taurus Gaucho Revolvers are the most realistic and refined cowboy action guns to ever ride the plains.

An heirloom on the outside, but brand-spanking new on the inside—the Gaucho features an integral transfer bar safety along with the original "Four Click" cocking action and a smooth, crisp trigger pull.

Handcrafted in our state-of-the-art factory to ensure a lifetime of fast, accurate, reliable shooting, these authentic guns are offered in Sundance Blue/case hardened frame, Sundance Blue, Sundance polished stainless or Sundance matte stainless finish.

See them all at your Taurus dealer or visit us at: www.TaurusCowboyAction.com



www.TaurusCowboyAction.com



*Gaucho
-45 Colt or -38 S&W / 357 Mag
4 1/4", 5 1/2" or 7 1/2" barrel*





Cat Ballou, SASS #55
~SASS Hall of Fame Inductee~

My goodness, it's nearly here – the premiere SASS social event of the year – the SASS Convention, and I'm still not ready. Hope all of you are not as far behind as I am!

I adore the SASS Convention because over a thousand of our SASS family members can assemble in the entertainment capital of the world, inside the air-conditioned spacious Riviera Hotel and Casino, and wear our finest duds without worry of dust, dirt devils, rain, or any kind of weather spoiling our parade. And, of course, there are so many things to do from morning 'till night.

Ladies, you have an extremely full schedule of events and seminars to chose among – a far cry from the earliest Convention when there was very little to entertain the feminine set. So, let's have look at what's in store for the gals ...

This year's Convention boasts a dozen seminars just for the ladies, and here they are:

"Making Victorian Parasols"
with Hurricane-with-one-R

"Learn to Drape Anything You'd Like to Make"
with Aspen Filly

"All Sources Are Not Created Equal"
with Rangy Lil

"Accessories Make the Outfit"
with Miz Annie Ross

"Shooting for Women"
with Holy Terror

"Making Victorian Hats and Choosing Accessories"
with Hurricane-with-one-R

"Where Do I Begin-Victorian Dressing"
with Victorian Blossom

TIME TO SADDLE UP AND RIDE TO THE SASS CONVENTION!

By Cat Ballou, SASS #55

"Did You Make That Dress?"
with Lady LaSalle, Green Eyed Gypsy, and Sweet Violet

"Creating Shooting Costumes"
with Autum Rose

"Creating Formal Costumes"
with Autum Rose

"Ball Gowns for SASS"
with Rangy Lil

"Saloon Gals 101"
with Fannie Kikinshoot and Pretty Mean Shawme

What an exciting lineup! I plan to attend as many of these fabulous seminars as possible since I'm not giving any this year.

But wait, seminars are only one part of the extensive schedule of the SASS Convention. Friday is the SASS Hall of Fame Induction for six very deserving SASS members who have made important contributions to the growth of SASS and the sport of Cowboy Action Shooting™. Don't miss this inspiring event.

After the Hall of Fame Induction, the Cowgirls of SASS Calendar signing session will be held in the Exhibitors' Hall. This is your chance to meet the "pinup girls" of SASS, buy a calendar or two or more (they make great Christmas gifts), and have the cowgirls autograph your calendars. All funds from the sales of these great calendars go to the SASS Western Heritage Museum and Cowboy Hall of Fame.

Since the highlight of the SASS Convention is the Cattle Baron's Ball, glide on over to the Grande Ballroom and learn all the steps of Victorian Dancing taught by Miss Tabitha on Thursday and Friday afternoon. And, of course, don't miss out on the ever-so-popular Saturday afternoon Fashion Show in the Exhibitors' Hall hosted by Mad Mountain Mike and Miss Tabitha of River Crossing, which

showcases our vendors' wares.

And speaking of vendors – what do we do when we're not shooting? Why, we shop, of course! And the vendors at this year's Convention have loads of "goodies" you just have to have! Plus, the fabulous Cowboy Christmases are held at the nearby Las Vegas Convention Center, the Sands Convention Center, and the Mandalay Bay Convention Center.

Don't forget to pack your favorite B-Western or Classic Cowgirl outfit to wear when kickin' up your heels at the Thursday evening Saloon Dance at the Top of the Riv.

Finally, there are my favorite and ultimate events at the SASS Convention – the Best Dressed Cos-

tume Contest and the Cattle Baron's Ball. Costume categories are Best Dressed Lady, Best Dressed Man, Best Military, and Best Dressed Couple. Judging will take place at 5:00 PM on Saturday at the Top of the Riv. Remember, your entry form must be deposited in a box at the SASS Registration area by noon on Saturday. Please, don't be shy about entering. Be proud to show off your outfit. And, this year bring on the "bling!"

Whew – I'm exhausted just writing about all these activities available at the 6th Annual SASS Convention and Wild West Christmas. I look forward to meeting all of you at the SASS Social Event of the Year! Giddy-up, Old Paint! 🐾

THE COWGIRLS OF SASS
2008 WALL CALENDAR

ONLY \$14.95

In the Old West cowgirls played a key role in taming a wild frontier. Cowgirls roped cattle, rode horses, busted broncs, appeared in Wild West Shows, encouraged their men, and contributed in securing their place in Wild West History. The Cowgirls of SASS are no different. They ride hard and shoot straight while gracefully complementing the well-heeled SASS cowboy. Their contributions to SASS' success are without equal. The Cowgirls of SASS can do it all with ease and always look good at the same time. No one does it better.

TO ORDER CALL: 1-877-411-SASS
OR VISIT THE SASS MERCANTILE ONLINE AT
WWW.SASSNET.COM

PROCEEDS BENEFIT THE SASS MUSEUM

RIVER JUNCTION TRADE CO.

MANUFACTURERS & DEALERS in 19th CENTURY DRY GOODS

MENS ELEGANTLY EMBOSSED HUNTING CASE WATCH

Antique style hunting case watch with 17 jewel mechanical movement and a second bit. 2" diameter and 1 3/4" dial.

In Gold Color

\$89.95

In Silver Color

\$89.95



MENS MECHANICAL HUNTING CASE WATCH



17 Jewel Stem Wind Watches for that touch of authenticity only a mechanical watch can provide, at one fifth the cost of an antique. 2" in diameter. See our website for information regarding Custom Engraving.

In Gold or Silver color. Each**\$89.95**

*See our website for available
Men's watch chains and fobs.*

NEW LADIES PETITE WATCH



A delicate ladies Hunting Case Watch. It is 1 inch in diameter with a silver back and two tone silver and gold front. This watch can be used with a watch chain or hung on a brooch hook for an authentic victorian look or hung from a chain and tucked into a waist pocket for a civil war era look. (battery operated)

Ladies Petite Watch **Each..... \$49.95**

Watches pictured below come with matching 28" chain.

Ladies Quartz Watches



Window Watch

In gold only with matching 28" chain. Arabic numerals. 1" diameter.

Each.....\$49.95



Open Face Pendant Watch

In gold or silver with matching 28" chain.

Roman numerals.

1" diameter.

(Silver)....**\$49.95**

(Gold).....**\$49.95**



Shell Hunting Case Watch

In silver only with matching 28" chain. Arabic numerals. 1" diameter.

Each.....\$49.95

Classic Hunting Case Watch

In gold only with matching 28" chain. Roman numerals. 1" diameter.

Each.....\$49.95



Additional Slider Chains are available at www.riverjunction.com

HOW TO ORDER

To see the most up to date product selection and pricing, use our secure online ordering at www.riverjunction.com 24 Hours a day. We would also be happy to take your order over the Phone, just Ring us **TOLL FREE (866) 259-9172** 9:00 am to 5:00pm CST. You may fax in your order at (563)873-3647 or our mailing address is: **River Junction Trade Co., 312 Main Street, McGregor, IA. 52157**

If paying by check, please add 8% for shipping and handling, minimum \$7.50

To be kept informed on all of our special offerings on new products, sale items, closeouts and more make sure we have your current Email address.

Be assured all customer information including Email addresses are kept in the strictest confidence. We do not sell our mailing lists.

www.riverjunction.com



LIKE THE OL' WEST

By
Have Guns Will Travel
Madd Mike Gunfighter,
SASS #8595

SASS and Cowboy Action Shooting™ in the correct frame of mind can be more like the Old West than you could ever believe. It happens to me all the time. Recently I traveled to the Utah State Championship for two weekends of western shootin' fun. They hold their blackpowder championship the weekend preceding their regular State championship. Pretty good idea, as you can use the target and stage setups for two great shootouts.

I left the ranch (actually work) early on Friday, driving my wagon and team (truck and RV) north, in a quest to get up to the Utah War before it wuz all over. As it turned out, I arrived early enough to camp next to the babbling brook, as other encampments had not taken all the good, cool spots yet.

The next morning dawned with a beautiful sun and clear skies as we

all stood around and got our rules of engagement and war strategies for the day. The ensuing battle came off without a hitch. Lots of black smoke was seen throughout the day, and there was even some heavy artillery bein' used as I knowed me one feller that got to shoot an eight gauge shotgun a couple of times during one of his contacts with the enemy. As the afternoon sun dropped lazily over the tree topped mountains, the smoke cleared right nicely, and the day's battles gave way to story telling.

I hitched up the team while there was still daylight a burnin' and headed to Montana and then back into a wilderness area in Northern Idaho. 'Cuz I was on a mission. This here ol' Elk Hunting buddy of mine had passed on to the happy hunting ground in the sky, and I had his ashes tucked away in the back of my wagon. My frame of mind at this time were more like a great western movie, where Woodrow took his best friend, Gus's, body cross country to where he wanted to be (back in Texas), and here I was taking my pal's ashes back to the beautiful St. Joe River in Northern Idaho (bout

I AGREE WITH COLONEL DAN

My alias is Three Fingers Red LaBel, SASS #9218. I am a 62-year-old draftee, disabled Nam vet.

I have read all of your entries in *The Cowboy Chronicle*, and I couldn't agree with you more. I am sure you are aware we, as Americans, are going to be offered a choice in the near future—the choice of whether to accept whatever "ism" the government is going to morph into, or to stand in opposition in favor of a return to Constitutionalism as it was written (at least I hope that is the choice and not some another form of "ism.")

I am proud to be a SASS mem-

ber. Over the years I have found many fine associates who are as concerned as you and I in the direction our government is taking us. I hope a cadre will arise from associations such as ours in opposition.

Given the many obstacles that could be evoked by a government that exists only for itself, the largest being a "professional army" disassociated from the American people for whatever reason. Let us take heart in the fact the American Revolution was supported by only 30% of its citizens at the time, and they prevailed.

Regards from a brother in arms...🤠

1,200 miles one way).

I spent a couple of days on the Joe, hiking and remembering all our good horse wrecks we had there in past years of hunting together. I reminisced about packing out wild game, meetin' new hunters every fall, and then suddenly remembered the year my small utility trailer got snowed in (really bad storm), and

we had to leave it. By the time we got the horses off the mountain, the snow was too deep to return for the hay trailer. I'll be danged iff'n it weren't 'till the following 4th of July that same old buddy of mine (now deceased) was standing next to me as we finally got past the road blocking, northern exposure spring

(Continued on next page)



SUPER SALE





All First Run Merchandise!
No Seconds, No Returns

- Shirts - Vests - Boots -
- Pants - Hats -
- Lady's Wear -

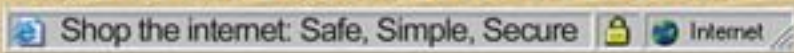
All at GREAT SAVINGS!
www.texasjacks.com

COFFEE TABLE REFERENCE BOOKS

Reg. \$65.00 NOW ON SALE \$39.95



117 North Adams St. Fredericksburg, TX 78624 1-800-TEX-JACK





WEST COAST - DECEMBER EVENTS

East Main Trade, 5925 E. Main St. Farmington, NM 87402
(11/30/2007 - 12/1/2007)

Sprague's Sports, 345 W. 32nd St. Yuma, AZ 85364 • 928 726-0022
(12/7/2007 - 12/8/2007)

Don and Jan Schaeffer have traveled all around the US with a state of the art promotional vehicle. Their work has included showcasing/sales for a major ammunition manufacturer as well as promoting sales in handguns, long guns and optics. They bring with them many years of experience in sales and marketing performance along with a passion to provide friendly customer service to outdoor enthusiasts.

To schedule your event please contact Don or Jan Schaeffer at 702 528-6771 or you can e-mail us dj@elitesportsexpress.com.

EAST COAST - DECEMBER EVENTS

Buck & Jakes, 1899 N. State Route 61 Booneville, IN 47601 (11/30/2007 - 12/1/2007)

Kentucky Outdoorsman, 8833 S US Highway 25 Corbin, KY 40701
(12/4/2007 - 12/5/2007)

Philadelphia Gun & Pawn, 910 Posey Avenue Philadelphia, MS 39350
(12/7/2007 - 12/8/2007)

Tenn-Tom Sports, 30788 Highway 6 Amory, MS 38821 (12/11/2007 - 12/12/2007)

Big Buck Sports, 101 South 41 Avenue Hattiesburg, MS 39402 (12/14/2007 - 12/15/2007)



LIKE THE OL' WEST . . .

(Continued from previous page)
snow drifts, to reclaim my trailer. Folks, this is what life is about. Good memories and good folks make fer good memories.

With that personal chore being successfully completed, I headed back to finish my part of the Utah War. There was the usual forest fire smoke off and on as I clicked off the miles burnin' up the local main trails headin' south. Forest fires are nothing new, as they happen every summer, but fires could sure screw up movin' a herd back in them days.

As I arrived at the Utah War battlefield, recruitments and fresh troops had arrived, and my cool spot by the brook was taken. I walked over to a couple of cowboys enjoying the late afternoon, sat down on a stump (lawn chair), and we commenced to introduce ourselves.

This is where frame of mind took me back, way back to the Ol' West, as

they said "Yur Madd Mike, The GunFighter?" I proudly said, "Yup", and then asked, "Why?" (I can be long winded at times) "Well ya see," they replied, "We got our own GunFighter round these here parts, goes by the name of Doc Nelson, that's gittin really fast, and we can't wait ta see who's faster!!" I simply said, "Okay."

After the first day's efforts in the (smokeless) Utah War battlefield, the scores wuz posted. I never check such things usually, but sittin' back on the tree stump that next morning with them same fellers, they felt compelled ta let me know. "Madd Mike, even though you seem to be a likeable feller, well, we iz a rootin' fer our local GunFighter, ya know." I replied, "Can't say that I blame ya, none." Then they said, "Why you two's running bout neck and neck, 'cuz we looked at the tally sheet."

You see, this is just like the Old West! 'Cuz I was known to them locals by name, and I weren't from

their area. I had drifted into town bearing an X on my back (wanted poster), 'cuz there was a local feller that was 'posed to be real fast as well, and he had me marked.

Due to more modern times, it did not happen in the streets at High Noon, nor did this here feller bushwhack me from behind. But when the scores were tallied, I got my hinny whooped (34 seconds/lashings, >2.8 seconds per stage<) by that thar local feller, and he deserved the win. (Wait, maybe that was a bushwhacking. But the coolest thing, unlike the Ol' West, both of us git ta live and go

at it agin next year!)

So folks, mark your calendars fer next year, and come on up to the Utah War and have some fun, walk around, and see iff'n you can spot all of them thar fellers that got X's on their backs. It's a hoot, and a great game, so think of it as something other than just some sort of shootin' competition wearin' western garb. Go back in time with yer frame of mind.

Maybe next year them fellers that wuz rootin' for the local boy, well maybe, just maybe, next year they will root fer me, the whooped up on underdog!

VISIT THE SASS WEB SITE AT WWW.SASSNET.COM



GIVE TO THE
SASS SCHOLARSHIP FOUNDATION
(A non-profit, tax-deductable charity)
MAKE THE DIFFERENCE!



SPIRIT OF THE GAME

By Amadeus Annie, SASS #70240

I've heard quite a bit about "spirit of the game" and the following is right out of the SASS Handbook:

"As the game of Cowboy Action Shooting™ has evolved, our members have developed and adopted an attitude towards their participation we call "The Spirit of the Game." Competing in The Spirit of the Game means you fully participate in what the competition asks. You do not look for ways to create an advantage out of what is or is not stated as a rule or shooting procedure. Some folks would call The Spirit of the Game nothing more than good sportsmanship. Whatever you call it, if you don't have it, Cowboy Action Shooting™ is not your game."

Whatever you call it—sportsmanship, code of ethics, playing fairly, the Cowboy Code—whatever, it comes down to attitude.

Most of us have entered this sport because it is just that—a sport. It's supposed to be fun! It's an escape from our everyday lives.

We can pretend to be someone other than our professional or daily self. We can go back in time and get away from "the real world," if only for a few hours. For me, going back in time is a very alluring. I've always thought I was born too late, and I love the days of old. After the last shoot, my husband and I went to a restaurant where we received many stares and whispers! The unasked question was "from what century did you come?" Why, the 19th century, of course!

What is attitude? Merriam-Webster defines it as "a mental position with regard to a fact or state." In psychology, attitude is defined as "a hypothetical construct that represents an individual's like or dislike for an item." Attitudes can be positive, negative, neutral, or even ambivalent.

By definition and deductive reasoning, all shooters would have a positive attitude because we love the sport, right?

Here are some statements I've heard. Let's look at attitude and the intent of the Spirit of the Game: "Are you ready, little lady?" I get

tickled every time I hear this! I can hear this being said in cowboy times. The intent and spirit is there. By the way, I'm not so little, so it makes me feel good!

"Gamer!" This usually refers to someone who is in it to win and will try to take advantage by shooting light loads in order to be faster. Consider this—what if someone had a physical disability where if they didn't have lighter loads, they wouldn't be able to shoot at all?

"Do you understand the course of fire?" The intent is to ensure you can navigate through the scenario in the correct order. Even though I said, "yes," I had two procedurals in the last match!

"I don't know why anyone would use a .38. It's like spitting in the wind." Is the use of .38's prohibited in Cowboy Action Shooting™? I think not! People have a choice, and we need to respect that choice. What may be good for one may not be good for another.

"Would you like to try my guns?" At my first match, someone offered to let me try his wife's pistols he was using that day. Key words—my

first match! My pistols are kind of clunky, and I'm sure my awkwardness showed. The intent? Caring about someone else and providing an alternative without criticism.

"Would you like to try my gun?" This time to my husband who was having difficulty with his shotgun. The shooter offered his shotgun to my husband so he could finish the match. Spirit of the Game? You better believe it!

As a general rule, shooters are very courteous and do follow the intent of the Spirit of the Game. Attitudes are contagious. I am always uplifted when I'm around someone with the glass half full. Young, old, experienced, or novice, we are in this sport for the fun and camaraderie. Yes, there are those who desire to be the up and coming champions, and there are those of us who are there merely for the fun and complete deviation from our normal lives. Whatever the motivation, the Spirit of the Game should prevail. ♪

For AD Rates

~ DONNA ~
(EXT. 118)

WITH MORE THAN 5,000 COLLECTIBLE ITEMS FOR AUCTION ON GUNBROKER.COM YOU'RE SURE TO FIND WHAT YOU'RE LOOKING FOR.

The Bidding Starts Now.™ GunBroker.com is the world's largest, most popular online firearms auction, with tens of thousands of firearms and accessories up for auction every day, with more added all the time. Antique firearms, one-of-a-kind custom builds...if it's rare, unusual and firearms related, and you just can't find it anywhere, chances are it's up for bidding at www.GunBroker.com.



FRONTIER DUSTERS
 Jesse James Duster 60/90 Cotton/40% linen, full-length, riding split in back, machine washable. Color: Natural. Sizes: XS, S, M, L, XL, 2X, 3X. Reg. \$79.50 **Save \$20.00!**
NOW: \$59.50 +\$10.50 S/H 48 States

BUSHWACKER DUSTERS
 Same specs as above except 100% cotton canvas with antique brass buttons. Colors: Wheat or Dark Brown. Sizes: XS, S, M, L, XL, 2X, 3X. Reg. \$89.50 **NOW: \$69.50** **Save \$20!**
 Special Order Colors: Black & Crimson. +\$10.50 S/H 48 States

GUN FIGHTER COAT
 100% cotton brushed twill, mid-thigh length, single back vent, two flap pockets. Colors: Black, Brown or Gray. Sizes: 38 thru 52. Reg. \$99.50
NOW: \$79.50 **Save \$20!** +\$10.50 S/H 48 States
 For other styles of Old West clothing, shop our web site.

THE ROAD AGENT
 From our frontier collection. Top quality fur blend, gas crown 4" front, 5 1/2" back, 4" bound edge brim, satin lined, leather sweat band, 1" bow band. Colors: Pecan with contrasting trim. Sizes: 6 3/4 - 7 5/8. Reg. \$119.50
NOW: \$89.50 **Save \$30!** +\$10.50 S/H 48 States

THE REGULATOR
 2 1/2" wide belt is fully lined and decorated with two rows of silver spots. High quality clipped corner buckle does the duty of keeping everything snug and two silver dollar conchos complete the decoration. Leg and hammer straps are. Holders are worn and lined to fit and fully leather lined. 20 silver bullet loops. Both strong and crossdraw are available. Colors: Black, saddle Tan and Mahogany. Matching cuffs & braces are also available. **Sale Price as Shown \$349.50** +\$10.50 S/H 48 States

"HIRED HAND"
 Available up to 60" waist. Or call. Top Grain Saddle Leather. SASS approved entry level gunfighter rig, 2 border tooled double-loop holsters with matching 20-loop cartridge belt. Color: Dark Russet or Black. State make, model, caliber, barrel lengths, caliber of bullet loops & waist size. Other styles available. Regular Price: \$199.00
B Bar 10's Price: \$149.50 +\$10.50 S-H 48 States

SEE OUR NEW SELECTION OF HANDCRAFTED HOLSTERS - ON THE INTERNET: bbar10.com
 Custom Orders made to your specs. - at Discount Prices!

"SANTA FE TRAIL JACKET"
 3/4 length Vintage Lamb, 2 chest & mid waist pockets. Trimmed in 3/4" & 3" fringes accented with antler-like buttons. Color: Parchment (sandy) **Save \$50!**
 Sizes: Reg. 36-56, Longs 42-52. **Questions? Call 423-744-8048**
 Reg. \$319.50 **NOW: \$269.50** +\$10.50 S-H 48 States

THE "DUKE"
 Feel at home in Downtown New York City or on the Texas Plains in this top quality wool felt hat by Beaver Brand Hat Co. 4 1/2" Crown with matching Silver Concho Band. 3" Brim. Black or Kangaroo. Size: 6 1/2 - 8
 Reg. \$79.50 **Save \$20!**
B Bar 10's Price: \$59.50 +\$10.50 S-H 48 States

"CAVALRY"
 Quality 2x Fur Blend. Authentically Styled by Renegade. 4 3/4" Pinched Front Crown, 3 1/2" Raw Edge Brim, Yellow Acorn Cavalry Band, Satin Lined. Colors: Yankee Blue or Rebel Gray. In Stock Sizes 6 7/8, 7, 7 1/8, 7 1/4, 7 3/8, 7 1/2, 7 5/8. Regular \$119.50 • **Sale! \$89.50** **Save \$30!** +\$10.50 S-H 48 States

"TOMBSTONE" by Bailey
 Gas Crease, Supreme Wool Felt. 4" Brim with leather concho band. Colors: Pecan or Black. Sizes: 6 3/4 - 7 5/8
 Reg. \$119.50 **Save \$30!**
B Bar 10's Price: \$89.50 +\$10.50 S/H 48 States

"PALE RIDER"
 From our Frontier Collection. Top quality fur blend, 5" flat top crown, 4 1/2" pencil roll brim, satin lined, leather sweat band. Sizes: 6 3/4 - 7 5/8. Color: Black
 Reg. \$119.50 **Save \$30!**
B Bar 10's Price \$89.50 +\$10.50 S/H 48 States

"Longhorn" Old West Spur
 A top quality black steel spur with hand-engraved nickel silver overlay, lined buttons and the symbol of the American West - the Longhorn 3/4" band, 2 1/2" shank and 1 1/2" sixteen point rowel with black jingle bobs. Reg. \$99.50
NOW \$49.50 **Save \$20!**

"OPEN RANGE"
 Gas Crease 6 1/2" crown, choice of 3 1/2", 4" or 4 1/2" brim. Satin lined, genuine leather sweat band. Color: Chocolate or Black with matching leather-laced band. Sizes: 6 7/8 - 7 3/4. Reg. \$169.50 **Save \$30!**
B Bar 10's Price \$139.50 +\$10.50 S/H 48 States
 Stetson & Resistol Available-Call.

SPECIAL BUY! High Impact Plastic Hat Carrier
 Reg. \$59.50 - **NOW \$49.50!** with instock hat purchase
XL Size Reg. \$69.50 - Now \$59.50

"BACKLASH"
 3X Fur Felt Quality, 4 1/2" Pinchfront Crown, Side rolled 3 1/2" Brim. Color: Distressed, weathered Sky Grey for that "broken-in" look. Satin Lined. Leather Sweat Band and Distressed Military Acorn Band. Sizes: 6 3/4 thru 7 5/8. Reg. \$119.50 **Save \$30!**
B Bar 10's Price: \$89.50 +\$10.50 S/H 48 States

MOUNTAIN MAN SHIRT
 Rugged top quality boar suede pull over, laced sides & lace up front 8" fringes across back & chest. Color: Old Rust. Sizes: S, M, L, XL, 2X, 3X. Reg. \$219.50 **Save \$60!**
B Bar 10's Price: \$159.50 +\$10.50 S/H 48 States

DEER HUNTER SHIRT
 Rugged top quality boar suede pull over, lace up with fringed lsb front, plus a row of fringes across the back, accented with deer antler buttons. Color: Rust. Sizes: S, M, L, XL, 2X. Reg. \$239.50 **Save \$60!**
B Bar 10's Price: \$179.50 +\$10.50 S/H 48 States

"MONTANA PEAK"
 5X Beaver Quality, hand-creased 7" four dent peak crown, 3 1/2-4 1/2" brim, long oval satin lined crown, leather sweat band accented with 1 3/4" matching bow band. Colors: Silverbelly, Black or Chocolate. Sizes: 6 7/8-7 3/4. Reg. \$169.50 **Save \$30!**
Sale: \$139.50 +\$10.50 S/H 48 States

THE "RIO GRANDE"
 10X Fur Quality 5 1/2" Gas Crown With Bow Band. 6" Bound Edge Brim With Kettle Curl Dipped In Front & Back. Satin Lined With Soft Roan Leather Sweat Band. Sizes: 6 3/4-7 3/4. Colors: Black, Chocolate or Silver Belly. 4-6 Weeks Delivery Time Frame. Reg. \$299.50 **Save \$50!**
Sale: \$249.50 +\$20.50 S/H 48 States

THE "TENDERFOOT"
 5X Beaver Quality, hand-creased 5" raised horseshoe style crown, 3 1/2-4 1/2" raw edge brim, long oval satin lined crown, leather sweat band accented with 1 3/4" matching bow band. Colors: Silverbelly, Black or Chocolate. Sizes: 6 7/8-7 3/4. Reg. \$169.50 **Save \$30!**
Sale: \$139.50 +\$10.50 S/H 48 States

THE "DUKE"
 5X Beaver quality, hand-creased wide 6" pinched front crown sloped to 5 1/2" at back, 4 1/2" raw edge brim. Long oval satin lined crown leather sweat band. Accented with 1 1/2" diamond-back rattlesnake band with rattles over regular bow band. Sizes: 6 3/4-7 3/4. Colors: Silver Belly, Black or Chocolate. Sizes: 6 7/8-7 3/4. Reg. \$169.50 **Save \$30!**
Sale: \$139.50 +\$10.50 S/H 48 States

"LIBERTY VALANCE"
 5X Beaver Quality, hand-creased 4 1/2" front double dent to a 7" rear trail, 3 1/2-4 1/2" raw edge brim, long oval satin lined crown, leather sweat band accented with 1 3/4" matching bow band. Colors: Silverbelly, Black or Chocolate. Sizes: 6 7/8-7 3/4. Reg. \$169.50 **Save \$30!**
Sale: \$139.50 +\$10.50 S/H 48 States

35th Anniversary Special:
FREE Redneck Toothpick 11" stainless steel hunting knife, a \$39 value with any purchase of \$199 or more while supply lasts. S&H \$6.50

MONTANA MADE
 Accent your Western Duds with a Pair of Hand-crafted Genuine Leather Chaps! Batwing chaps with three leg straps each side, & reinforced top & sides. Available in 30", 32", 34" & 36" lengths. Earth tone colors & black. Suede Leather - Reg. \$149.50
Sale: \$119.50 **Save \$30!**
 Full Grain Smooth Leather - Reg. \$209.50
Sale: \$179.50 **Save \$30!**
 Chink Chaps with fringed edge. Full grain leather available in earth tones & black. 28" - Reg. \$159.50 **Sale: \$129.50** **Save \$30!**
 34" - Reg. \$189.50 **Sale: \$159.50** **Save \$30!** +\$10.50 S/H 48 States

"WHISKEY TRADER"
 Top quality boar suede 3/4 length hand-laced with beaded trim & fringes accented with etched silver buttons. A real attention getter. Color: Bourbon. Sizes: Reg. 36-56 Longs 40-52. Reg. \$399.50 **Save \$100!**
B Bar 10's Price \$299.50 +\$10.50 S/H 48 States
 Shop the Internet or our Retail Store for your complete wardrobe!

THE REGULATOR FRONTIER BOOT by TONY LAMA 17" 1890's Style Frontier Boot
 Whether you spend your weekends recreating historic gun lights or just want to relive the bygone era of the old west, these boots are authentic in looks but have the stability of full web construction and a super oil outsole for long lasting wear and durability. Accented with 10" Mule Ears, broad round toe or Semi-Round Square Toe, with underfoot spur ridge walking heel. Black D 7-12, EE 7-12, 13 Oak Brown D 8-12, 13 EE 8-12, 13
 Reg. \$339.50
B Bar 10 \$269.50 +\$10.50 S/H 48 States **SAVE \$70** **INSTOCK USA**

Genuine 1-1/2" Diamondback Rattlesnake Halbands with Rattles
 Reg. \$50 **NOW \$39.50** +\$5.50 S-H 48 States

BUFFALO SHOOTER by Durango Boot
 Authentic Old West styling at an affordable price. Oil tanned full-grain Leather Vamp & Uppers. Sure-grip, oil resistant rubber outsole for long wear. Tailored-lined and padded comfort insole. leather and mesh-lined 17" elastized shaft accented with Mule Ear Pull Straps. 1880's style 2" heel & medium round toe. Color: Black or Brown. Sizes: D width 6 1/2 - 12 1/2-14, EE 7 1/2-12 & 13
 Reg. \$179.50
B Bar 10 \$129.50 +\$10.50 S/H 48 States **SAVE \$50**

HAND CRAFTED STERLING SILVER MTD AND ENGRAVED ON HIGH GLOSS GUN METAL BLUE
 2" rowels with jingle bobs and heel chains. Regular Price: \$349.50
B Bar 10's Price: \$249.50 **Save \$100!**
 Matching Spur Straps-Call. \$10.50 S-H 48 States

THE "LINCOLN COUNTY"
 From our Frontier Collection. Top quality fur blend, gas crown, 4" front, 5 1/2" back, 4" pencil roll bound edge brim, satin lined, leather sweat band, 1" bow band. Color: Chocolate with Tan trim. Sizes: 6 7/8-7 5/8. Reg. \$119.50 **Sale: \$89.50**
 +\$10.50 S/H 48 States **Save \$30!** **INSTOCK**

THE "HOSS"
 5X Beaver Quality, 6 1/2" open crown you can shape or leave as is. 4 1/2" raw edge brim, satin lined crown, leather sweat band accented with matching 1 3/4" bow band. Colors: Silverbelly, Black or Chocolate. Sizes: 6 7/8-7 3/4. Reg. \$169.50 **Sale: \$139.50** **Save \$30!** +\$10.50 S/H 48 States

SPECIAL MAKE-UPS - NO RETURNS, EXCHANGES OR REFUNDS OR CREDITS. ALL PRODUCT WARRANTIES BETWEEN MANUFACTURER & CUSTOMER. NOT RESPONSIBLE FOR PRINTING ERRORS. PRICES SUBJECT TO CHANGE WITHOUT NOTICE. SORRY, NO CATALOGS AVAILABLE. 1% RESTOCKING CHARGE MAY APPLY

AMERICAN EXPRESS B&B 10 Ltd. Est. 1972
 9685 Hwy. B • Amherst, WI 54406
 Credit Card Orders only 1-800/852-2616 • 7 Days 10-5 CST
 Customer Service 423-744-8048 • 715/824-3750 • FAX: 715/824-3363
 (Retail Store Closed Monday)
 All major Credit Cards, Checks, Money Orders Accepted. No C.O.D.'s. WI residents add 5 1/2% sales tax. Sorry, no catalogs available.
ON THE INTERNET: www.bbar10.com
 • 35TH ANNIVERSARY SPECIALS! •

Gift Cards available for any \$\$\$\$\$\$ amount
All Credit Cards Accepted
 Shop our secure Web Site: www.bbar10.com
 E-Mail: custservice@bbar10.com

"THE OUTRIDER"
 Save \$30! By RENEGADE
 Original hand weathered for that old, worn, distressed look. 3X dark silverbelly pinchfront low crown, 3 1/2" brim accented with leather braided band over ribbon bow band. Leather sweat band. Satin lined. Sizes: 6 3/4 - 7 5/8. Reg. \$119.50
Sale: \$89.50 +\$10.50 S/H 48 States

"THE WYATT"
 B BAR 10 Exclusive Supreme wool felt quality, yet very affordable. Gas style long oval satin lined crown, 4" front, 6" back, 4 1/2" bound edge pencil curl brim, with a slight front & back pull down or flat brim, leather sweat band. Color: Black with 1 1/8" matching bow band. Sizes: 6 3/4 - 7 3/4. Reg. \$119.50 **Save \$30!**
Sale: \$89.50 +\$10.50 S/H 48 States

THE TRAIL BOSS
 by Olathe Boot Company
 Authentic Old West styling, hand-crafted by one of the nation's oldest boot makers, of Olathe, Kansas. Prime Mule hide leather outer, fully leather lined with all leather sole. 16" or 18" Stove Pipe tops with 12" Mule ear straps, heel & toe of the 1880's era. Black or brown with 16" 17" or 18" tops. In-stock sizes 7 1/2-13, D & EE widths. AVAILABLE WITH OR WITHOUT STAR
 Reg. \$339.50
B Bar 10's Price \$269.50 +\$10.50 S/H 48 States **SAVE \$70**

SPECIAL ORDER SIZES: \$50.00 Extra
 100% 14 Day Satisfaction Guaranteed on instock products, if returned as new, in box, with return authority.

"CURLY BILL 4 ACES"
 by Classic Old West Styles
 Black Cowhide 18" 2 piece construction, stove pipe shaft, accented with 4 white cards with red trim for Hearts and Diamonds and black trim for Clubs and Spades. 1 1/2" undershot spur ridge heel, medium broad tapered square toe. Color: Black. Sizes: 8-13 D or EE. Reg. \$399.50
B Bar 10's Price \$299.50 **SAVE \$100** +\$10.50 S/H 48 States
 Special Order Sizes Available

RANGER 15X
 Genuine Guatemalan Fine Palm
 Gas crease, 5 1/2" crown, 5" kettle curl, black bound edge & natural leather facing. Special moisture-wicking sweatband. Extra long horseshoe stamped string. Sizes: 6 3/4 thru 8. Natural Palm Leaf Tan. Reg. \$119.50 **Sale: \$89.50**
 Same as above in Guatemalan standard palm with 6" plain bound edge kettle curl brim with extra long horseshoe stamped string. Reg. \$89.50 **Sale: \$69.50** +\$10.50 S/H 48 States

"INFANTRY"
 Sueded Leather Caps with belt adjustable rear closure. Yankee Blue or Rebel Gray. Reg. \$35
 Smooth Leather-Black Only
B Bar 10's Price: \$ 25.50 +\$6.50 S/H 48 States



UNLOADING TABLE MONITOR

The Michigan State Cowboy Action Shooting™ Championship known as The Wolverine Rangers Range War is held over Labor Day weekend and attracts many good shooters from far and wide. My posse had several hot shooters who were hard workers; among them were the posse marshal and a national champion.

The national champion demonstrated proper procedure to us all by carefully examining each shooting position and mentally verifying that each target was still in its proper position, before assuming the starting position, and firing with the speed and accuracy necessary to achieve that high status. Perhaps we should all follow this procedure, as we can then have more fun by spreading our shooting range time over a longer period.

Upon completion of the course of fire, the national champion then proceeded to the unloading table, as is standard procedure. The rifle and shotgun were verified as empty, the

revolver cylinder's cartridge cases shucked out, and the cylinder spun at about 1000 RPM, and the loading gate closed. As the unloading table monitor I objected, and explained that as an Elder Statesman I react slowly, I see slowly, and as a result, I shoot slowly. I would appreciate the cylinder being turned at a slower RPM. Somewhat reluctantly this was done. Stage 2 followed with exactly the same pre-firing procedure and post firing conversation, plus some further discussion. Words like ridiculous, agreement, rude, arrogant, came up. Stage 3 again followed the same pattern, plus the posse marshal told me there was to be no trouble ... I replied there shouldn't be! Stage 4 again was the same and the posse marshal informed me henceforth he would verify the competitors' firearms were empty.

Perhaps I am a slow learner, also. I somehow thought the rules applied to all competitors with the same effect. The temperature was hot, the sun was high, the shade was non-existent, and so I looked for another posse job. Counting misses,

standing in the shade, empathizing with fellow shooters who had the target unexpectedly jump in an unanticipated direction at the moment the hammer fell, etc.

For my own part, I will be happy if I am never on the same posse as either of those two competitors, again ... and even happier, should they feel the same.

Lue Dee Kriss, SASS #5422
Wyoming, Michigan

(You're absolutely correct ... mentally shooting the stage after being called to the firing line is inappropriate and actually "shadow shooting" the stage at the firing line is forbidden. It simply consumes unnecessary time. Both of these activities should be accomplished at the Loading Table or the Expeditor's position. However, for anyone to object to any request to show clear at the Unloading Table is unforgivable. Until the Unloading Officer releases the shooter, they are obligated to remain at the Unloading Table. If this means waiting on an unloading officer to return to the unloading table or reopening every one of the firearms for a second inspection, that's the appropriate eti-

quette. No one should ever be upset or impolite when having their firearms verified empty ... editor in chief.)

THE REVERSE DRAW

My reason for contacting The Cowboy Chronicle is motivated by Juakin Malone's comments on "Butt Forward Pistol Carry."

In his opening remarks Mr. Malone mentions Wild Bill Hickok and his preference for the butts forward draw. During the many years of research on Hickok the man, his myth, and his place in frontier history that resulted in my five books on the subject, his preoccupation with firearms has led me to study the subject at some length.

As long ago as the late 1830's when Colt's Paterson pistols were becoming popular, the butts forward position was common, and by the time Colt's Dragoon, Navy, and other models became available in the 1850's, so, too, did various open or flap top holsters designed to be worn on the right side of a waist belt. The U.S. Cavalry adopted the
(Continued on next page)

COBRA DERRINGERS



Cobra Standard Series

- ★ Barrel length 2.4" / Overall length 4", 9.5 oz. empty weight
- ★ Finishes: Black, Bright Chrome and Satin Nickel
- ★ Calibers: .22LR, .22WMR, .25 Auto, .32 Auto

Cobra Big Bore Series

- ★ Barrel length 2.75" / Overall length 4.65" / 14 oz. empty weight
- ★ Finishes: Black, Bright Chrome, and Satin Nickel
- ★ Calibers: .22Mag, .32 H&R Mag, .38 Special, .380, 9MM Luger



Proudly 100% made in the U.S.A.

Cobra Enterprises of Utah www.cobrapistols.com 801-908-8300

Affordable Protection, Factory Direct Lifetime Warranty



Cobra Enterprises of Utah, Inc.
Proudly 100% Made in the U.S.A.

THE HUNT IS OVER . . .



Long hunts, short hunts, or any in between. If you're looking for speed for that next cowboy match, then the hunt is over. Kirkpatrick takes the experience of five-time modern world champion Jim Finch, aka Long Hunter, and rolls it into a beautiful piece of top quality leather.

LH-04



Now offered with optional metal reinforced skirt to angle pistol away from body.

LH-05



- * Heavy all-leather construction
- * Rolled-out edges
- * Exposed trigger guard & rear sight
- * Adjustable slide with bullet stop
- * Extra-wide molded skirt for comfort
- * Eight-degree muzzle-forward cant
- * Belt channel for stability (LH-04)
- * Two inch drop on holsters
- * Angled away from body (LH-05)

KIRKPATRICK
LEATHER COMPANY

P.O.Box 677CC • Laredo, TX 78042
Phone (800) 451-9394
www.kirkpatrickleather.com



Long Hunter Rig
Starting at
LH-04 \$350.00
LH-05 \$400.00

THE REVERSE DRAW . . .

(Continued from previous page)

reverse draw holster so a trooper's pistol, or his saber, could be drawn and used in his right hand, leaving his left hand free to grasp the reins and control his horse.

To be objective, wearing pistols in the reverse draw position was infinitely safer than what we now regard as the "conventional" hip draw. By inverting the hand so it fitted around the butt, and the index finger slipped into the guard, the thumb then fitted over the hammer spur. An upward pull, and as the pistol was spun forward, the hammer was cocked, and when lined up, the pistol was aimed or fired. There was no fear that the thumb would slip off the hammer, unlike hip draws when it was (and is) possible to jerk the pistol and the thumb slips off the cocked pistol, sometimes with disastrous results to the shooter, someone else, or his poor horse!

An examination of Hickok's photographs that depict him wearing revolvers sometimes reveals the pistols are worn far back (as in the famous buckskin photograph) or tending to point across the body, but some experts wonder if that was a stance for the photographer's benefit. In any event, wearing pistols in this fashion gave one two choices: a reverse or a cross draw—the latter useful if sitting down in a card game

and needing a pistol in a hurry!

The one remaining and much debated issue is how did Hickok and others carry their ammunition? The Army had belt cartouches, but one rarely sees photographs of them used by civilians. So, did they carry prepared ammunition and caps in pockets, or in pouches worn on the reverse of the belt, or attached to their clothing? And if not, what about loose powder, balls, and caps? I have never received any firm information on that, and should be grateful if you or your readers might have some ideas. Meantime, my congratulations on a fine magazine.

Joseph G. Rosa,
Ruislip,
Middlesex, England

IF I HAD THE POWER...

If I had the power to make only one SASS Range Rule, it would be no steel targets should ever be closer than 10 yards/meters from the firing line. The difference in spray-back and ricochet between 7 yards and 10 yards would amaze the un-initiated. Considering the loads we use, I don't think anyone can argue with the simple fact the further the steel target from the firing line, the less dangerous the spray-back and ricochet.

It is my understanding 10 Yards/Meters has been the minimum

range for steel targets in IPSC for a very long time. And, it certainly would not appreciably slow the Cowboy Action Shooting™ game down. I think it would be well worth the loss of one or two seconds stage time for the faster shooters to significantly reduce spray-back and ricochet. The stage times for the average and lesser proficient shooters would not change because they do not engage in "slip shooting" or "point shooting" with the pistol. Basically, all you would be doing is taking these two techniques out of the game for all but the most accomplished

and practiced shooters. Would that really be a bad thing? If a club still wants to "slip shoot" on a Big Dump Target – GREAT. Just move it back a safe distance from the firing line.

In my opinion, a minimum safe distance for steel targets from the firing line goes hand in hand with a minimum safe muzzle velocity, and is worthy of consideration by the Wild Bunch. It's probably a little too controversial for consideration by the Territorial Governors or to ever gain a consensus at the TG Summit.

Texas Paladin, SASS #8982
Houston, TX

www.thegunengraver.com
Call 417.865.5953

Historic Recreations of Classic Engraving Styles

Custom Hand Engraving by Jim Downing



Colonel Dan,
SASS Life #24025

WHAT CAN I DO?

Colonel Dan, SASS Life # 24025

media or radical left would have us believe are those asking: What can I do to help restore that "Spirit of '76"?

What I'll suggest is nothing magical or complex, just basic. The best operations I've ever seen (military or civilian) have been the simplest plans boldly executed by dedicated people. Simplicity works best when applied with dedication, intensity, and enthusiasm. Nor do I want to pontificate or issue orders. I retired from issuing orders about 12 years ago. I'll just offer a few thoughts about what individuals can do to help win this cultural war.

The real key to forcing any governing body into effective change is for the governed to go on offense in great numbers. Just as Americans demonstrated during the immigration amnesty bill uproar in June, we must roar. We must show resolve, intensity, determination, and con-

trolled anger pressed in the face of our political leaders—leaders who are driven to appropriate action only by credible threats to their public image, political office, and personal power. Intense, vocal, and extensive pressure from America's heartland is critical to all the suggestions that follow.

Know thyself. First, you must determine where you're willing to take a stand before you decide what you'll do and how far you'll go. Then when the time comes to *put up or shut up*, you won't be as torn when the pressure is greatest. Don't start something you don't have the heart to finish, and don't be a bar room hero—the ones that have bigger mouths than brains. I avoid bragadocio because those who talk most perform least when the chips are down. Still waters run deep while shallow waters just babble.

Get actively involved. Join one or more active pro-constitution/pro-gun groups and then support them with your time and money. Volunteer to help out with and attend their functions. Read about and discuss current issues, books, articles, and kick around ideas face to face, via email, and over the Internet with your fellow patriots—you'll be encouraged by all the like-minded folks you meet.

Don't expect to totally agree with every stance your group takes on every issue, nor will you always agree with the tactics employed to fight every battle, but don't quit just because of a few disagreements. Keep your eye on the big picture. It's that final objective we're interested in, not every rock we must step over in getting there.

Push for organization and coordination.
(Continued on next page)

"They tell us ... that we are weak - unable to cope with so formidable an adversary. But, when shall we be stronger? Will it be when we are totally disarmed ... Three million people, armed in the holy cause of liberty ... are invincible by any force which our enemy can send against us." ~ Patrick Henry ~

I get considerable email on many topics, but that which boosts my spirits and tells me there are more solid patriots out there than the

Mernickle Holsters

www.mernickleholsters.com
sales@mernickleholsters.com
Phone: 1-800-497-3166
International: 1-775-575-3166
Fax: 1-775-575-3166

Butt Plate Cover
ERPC1 REF1

Designed by Evil Roy to ensure the rifle or shotgun stays in place without slipping. \$29.95

The EVIL ROY System

Best of the Best designed by WFDA World Champion Bob Mernickle and CAS World Champion Evil Roy, this gun leather system combines the best of both sports recognizing it's important to get the gun back in the holster as fast as it came out.

The QUICK CAL System

Designed by one of the fastest guns in the world, Quick Cal has received National and World recognition in cowboy action shooting, World Fast Draw, IPSC, and Cowboy Fast Draw. The rig is a dream come true for the shooter. Quick, accurate and safe.

Bullet Pouches

ERBP1 REF1

QCBP1 REF1

No more spilled shells! with an easy clip on clip off system and a flat snapable lid, this is the perfect accessory to carry those cartridges to and from the tables. \$55.00

The HOLY TERROR System

Holy Terror and Bob Mernickle took the time to get this rig right. It is specifically designed for the contours of a woman's figure making it comfortable to wear all day yet is extremely fast and competitive while being stylish.

The Ultimate 3

Holy Terror, Evil Roy, Quick Cal your choice \$399.95 (as shown) and up (guns and ammo not included)

Shotgun Belts

Evil Roy Shotgun Belt
ERSG1 REF1
\$160.00

The best designed turn of the century dual pouch shotgun belt.

Quick Cal Shotgun Belt
QCSG1 REF1
\$160.00

This belt is a combination of both old worlds - leather construction and canvas loops - you choose the pull combination.

The Cowboys' Brand of Approval

#992 Folding Target Stand



Folding Target Stand

- Instant Set Up. Stand unfolds in seconds.
- Target slides onto hanger.
- Target angles down to direct lead to ground.
- Stand is built of solid barstock and will hold up to many accidental hits.
- Folds flat for transport.

Steel targets are not meant for close range shooting. Shooter and all spectators must wear safety glasses in case of flying bullet spatter. Turn targets around and use both sides periodically to eliminate warpage.

Alloy Steel Cowboy Targets



Most Items In Stock for Immediate Shipment.

Call or See Web Site for Current Prices

ARNIZEN CORPORATION

Box 898, Rockford, IL 61105
 Fax 815-964-0045
 E-mail: SteelTargets@aol.com
www.ArnizenTargets.com
 Thunderbird Kid
 (SASS Regulator #5266)

Part #	Item	Call for Pricing
938	15.5" Circle	
945	15.5" Square	
951	Cowboy 15 x 24	
952	Snake 18 x 14	
953	vulture 12 x 17	
954	Buffalo 20 x 26	
955	Bottle 4 x 13	
956	Heart 15 x 18	
957	Spade 12 x 18	
958	Diamond 13 x 18	
959	Club 18 x 18	
960	4 card set	
926	12 x 42 popper	
928	8 x 28 popper	
992	Folding Stand	



Order by Phone 800-821-3475

Charge to your MasterCard or Visa
 15% Discount on orders over \$1000.00
 \$5.00 packaging charge on orders under \$95.00
 UPS or freight charges FOB Rockford, Illinois
Satisfaction Guaranteed!!

(Continued from previous page)

dination. Encourage your group to join forces and fight in a combined and coordinated way with other groups ... something I've always advocated if we are to have a solid chance of success. By this I'm not suggesting that all groups fold into one. What I'm advocating is the coordination of specific talents, resources, and actions of these separate groups toward a common objective. Coordinated and combined forces are far greater than the individual parts, and the establishment of such a combined force is the most effective means of taking action. There are an estimated 80 million gun owners in America and if even 10%, 8 million, stood together, they would be an immovable force ... but they can't do it as 8 million individuals. They must be organized and focused as a coordinated force—see my essay [We Need a Combined Force Forum](#).

Speak with conviction, act boldly, and don't compromise on principle. Politicians, the news media, and the nation must know how strongly we feel about preserving our freedom ... we must "yell like hell" and in great numbers! They must realize we mean business, and we will act boldly in preserving that freedom. Weight of numbers with a unified, bottom line message is more important than the exact words sent. Politicians are more impressed by sheer numbers than one or two eloquently written letters. So continually flood them with email, phone calls, faxes, and letters, and be willing to take to the streets if necessary in support of what you know is right. Let your determination and resolve shine through ... leftists are frightened of strong and uncompromising resolve built on truth.

Support those that support America. Money talks, so as much as possible, do business only with those companies and people you know who

stand up for traditional American values. Banks that issue credit cards to illegal invaders is not a bank I'd support as an example. Just as important, let those businesses know why you are or are not supporting them. Be polite, but very firm.

Temper your anger and enthusiasm. "Those the gods seek to destroy, they first make mad." Don't allow unchecked anger or excessive enthusiasm to overrule good sense. Rushing down that trail will lead you into an ambush, and that's not what we need to win. A professionally executed plan by a dedicated and focused force is more effective than even the largest band of irrational players. Let your actions speak very loudly and keep your cool. Cool heads always prevail, while unchecked rage leads to destruction.

Don't get discouraged. Don't be taken in by lies and think all is lost. Question everything that comes from the mainstream press and every politician—take nothing at face value. Many in the anti-freedom camp will make the most outrageous statements telling you they're winning because this is what the American people want so you better jump on board ... after all, it is for the children! Most Americans will never call them on these lies. Don't be deceived. You know the right of it, so show them the courage of your convictions. Hang tough and be determined ... don't let down and don't let up, challenge the lies at every turn, and never give up.

Vote and encourage others to vote. Never think one vote doesn't count. If everyone felt that way, we would indeed be lost. I don't presume to tell anyone how to vote even though I do have some strong feelings about my own approach.

I see myself as a Traditional Constitutionalist—certainly not a Republican or Democrat. I've been gravely disappointed in both major parties and have and will continue

to vote my principles. If that is viewed as a lost cause by those who say I may be throwing my ballot away, so be it. I can't see where voting your principles is ever a lost cause. Again, I'm not telling you how to vote, just to vote.

Work for your candidates. The more you actively work to promote those that will stand up for our causes, the more people you will attract to jump on our wagon. That *jumping on and joining in* builds the momentum needed to make a real difference.

Read about the Founders and their struggle. This can be inspiring and give you inner strength. Pick a few favorites and get to know them. They faced tremendous challenges, but through dedication and perseverance, they won the cause to establish a free country inspired by God. Should we do less to preserve it?

Pray for America. Regardless of what political correctness dictates, prayer is a real combat multiplier, so pray for the survival of the country God Himself inspired and that we are now in danger of losing—from within and without.

This battle will be fully joined only when we, the so-called "silent majority," are motivated enough to show Washington we seriously mean business and will not be silent—far

from silent and certainly not sheepishly submissive. It will be won only by personal commitment and enthusiastic dedication to coordinated action. We must set the example for all, and push those groups to combine their resources to fight as a coordinated force. People are impressed by good examples and willingly follow those with whom they're impressed and respect—be an example. Lead, follow, or get out of the way, but do so with gusto and dedication. Stay positively focused, never compromise on principle, never give up or permit your resolve to be diluted, challenge the lies at every turn, and pray.

Preserving freedom has always been a tough fight, but the renewal and preservation of that original Spirit of '76 is worth it. Such personal commitment to live freely will become not only an everlasting memorial to our ancestors who took up the fight in those years that were America's past, but also a precious gift of insured freedom to our descendants in those years that will become America's future.

Just the view from my saddle...
 Article Archives:
<http://mddall.com/sbbs/SBSSHome.htm>

Contact Colonel Dan:
colondan@bellsouth.net

VISIT THE SASS WEB SITE AT WWW.SASSNET.COM



SAFEVISION

visit www.safevision.net/shooting

PRESCRIPTION SHOOTING GLASSES

Single vision, bifocal and progressive lenses available.

All tints and coatings available:

polarized sunglasses,
 transitions™,
 antiglare coating



We specialize in hard-to-make prescriptions!

(888) 254-7406 www.safevision.net/shooting



THE CODE DUELLO

By Sam Sixkiller, SASS #52743

“For truth, honour, freedom and courtesy ... a custom hath been ... to seek revenge of their wrongs on the body of their accuser, and that by private combat, seul a seul ...” — The Single Combat – John Selden, English jurist and author (1610)

The western drama “Gunsmoke” ran on television for twenty years from 1955 through 1975. It was the longest-lived series ever. There were a number of opening sequences used, but the best is, arguably, the duel between James Arness as Marshal Dillon, and Arvo Ojala as the “man in black.” Ojala, who was many things, including a wizard with a six-gun, outdraws Arness, but Marshal Dillon is more accurate, and dispatches his adversary with a single bullet. Both characters were participating in the ulti-

mate evolution of the duel, or personal contest. While, strictly speaking, a duel was over an affair of honor, Marshal Dillon was obliged to enforce the law in order to uphold his personal and professional honor.

Depending on whether you take your religion straight, or with a chaser, mankind has been battling one another since Cain slew Abel, or Alley Oop first knuckled someone’s head “before you can count to four.” The term “duellum” is an old form of the modern-day Latin “bellum” for “war.” There has, however, long been a distinction between man-to-man battles fought on behalf of an army or nation, and those that take place by agreement between two persons by reason of some personal quarrel. Battles between champions, such as David and Goliath, or Hector and Paris during the Trojan War were examples of warriors deciding the

outcome of a conflict between nations, not matters of individual honor or injury.

The Sicilian historian Diodorus Siculus, writing between 90 and 21 BC, relates the custom of personal dueling existed among the Gauls and Germans from the earliest era. The oldest known law of Christian times that permitted a judicial duel was that of the Burgundian King Gundobald (d. 516). In a judicial duel, it was believed God would permit the man in the right to prevail. Almost immediately, the Church outlawed private duels, considering them a usurpation of God’s authority over life and death. The penalty was excommunication.

On through the ages many customs and procedures evolved to settle personal disputes, primarily among men, although duels between women are recorded. The Norse “holmgan-

ga”, or “island walk,” evolved into a duel on a hide or blanket approximately nine feet by nine feet. Now, that’s up close and personal! Formal rules for jousting among knights included the requirement contestants be noble, or of the same class. Flos Duellatorum, or The Flower of Battle was written by Fior di Liberi in Italy in 1410, and was a manual for defense, as well as a code of conduct in such contests. Talhoffer’s Fechtbuch, written by German fencing-master Hans Talhoffer, is an illustrated manual for judicial and other duels, composed in 1467.

Finally, in 1777, at the Clonmel Assizes, certain gentlemen of Ireland adopted the “Code Duello.” With the advent and development of firearms, pistols had become the preferred method of settling disputes of honor. The Code Duello consists of 26
(Continued on next page)

El Paso Saddlery Co.

El Paso Speed Rig

Every quick shooting advantage has been included in this top of the line rig. The smooth design and attention to detail give the Speed Rig a great look, but quickness is what makes it a winner.

- Leather lined holsters
- Cut low in front for extremely fast draw.
- Holsters are blocked with specially designed pistols that angle the top lip of the holster, making reholstering the easiest it’s ever been.
- 2 1/2” wide tapered belt features 24 loops standard
- Full Speed Rig Shell Stamping Standard
- Crossdraw Available

2 Holsters and Belt	\$375
Holster Only	\$145
Belt Only	\$115

www.epsaddlery.com
2025 E. Yandell, El Paso, Texas 79903, Telephone Orders: (915) 544-2233

(Continued from previous page)

Commandments, which spell out in excruciating detail the correct way to conduct a duel. An Americanized version of the Code Duello was written by South Carolina Governor John Lyde Wilson around 1838, called "The Code of Honor."

Even though it was outlawed almost everywhere, by the mid 1800's dueling had become such a lethal endeavor that men sought a less permanent solution to their disputes. Previously, it had been considered uncouth for "gentlemen" to fight with their fists. In 1867, the Marquis of Queensbury published his rules for fist fighting. These were not meant to replace the London Prize Ring rules of 1743, but in short order, they did just that. The Marquis offered his new rules as a means to satisfy affronts between "gentlemen." The new rules called for a "fair" fight, with no kicking, biting, gouging, stomping, et cetera. Now "gentlemen" could settle matters of honor, yet still have a reasonable expectation of going home that evening.

All of the above, though interesting, is merely an introduction for the recounting of my first duel. All of the classic elements are there, including the insult, the challenge, the combat, and the satisfaction of honor. With a single exception, I was always the smallest male in my class. As I grew up an Army brat, I got plenty of exposure to moving, and meeting new bullies. When I was in the 7th grade, the current bully was John Grover. John was apparently attempting to finish his education in middle school, as he had spent far more than the allotted years there. This made him bitter, and also bigger than almost anyone else in the school. Despite being a runt, I had been blessed with a certain amount of gray matter, and a determination to leave my very humble beginnings behind. John Grover appeared to resent me.

One day as I walked past him in class, John grabbed my arm. Without thinking, I spun around, and delivered my best shot to his face. John was too surprised to react before the teacher escorted me to the Principal's Office. There I was informed that although he would like to reward me, I would have to stay at detention after school. As I alighted from the school bus the next morning, there stood John Grover with the prettiest black eye I had ever seen. Of course, John was there to invite me out to the back of the schoolyard behind the trees where he intended to give me lessons in the fine art of fisticuffs. It was to be a short lesson. Not only was I small and unskilled, but also it seemed I had broken my hand when I hit him the previous day. My right hand was the size of a grapefruit, and completely useless.

Ironically, one of my best friends

was named Ed Grover. There was no known relation between the two Grovers. Ed Grover was the inspiration for Jim Croce's lyrics, "big and dumb as a man can come." He was however, a gentle giant, who was always grateful for my help with his schoolwork. As Ed, John, and I made our way to the field of honor, we attracted a small following, anxious for blood. They were not to be disappointed.

In extremely short order, I found myself on my back, with John Grover kneeling on my shoulders. Left, right, left, he quickly delivered three blows to my face, and said, "Had enough?" I turned my head to look over at my buddy Ed, who shook his head no. I looked up and defiantly said "no." Right, left, right, then the same question. I glanced in Ed's direction, who again indicated in the negative. Yet a third time-left, right, left, followed by the question. I thought I had seen teeth flying out of my mouth that time, so when Ed again indicated not to give, I looked up at John Grover and said, "yeah, I've had enough."

We all began walking back, me wiping the blood and spit off my face (thankfully, it had been spit and snot, not teeth flying). My buddy Ed asked, "whad ja give for?" I turned to him and replied, "You weren't the guy getting his face beat off. And by the way, you could have jumped in any time, and I wouldn't have minded." Ed said nothing, as we both knew it would not have been proper for him to interfere. John Grover had satisfied his honor by beating the crap out of me, and I had retained mine, by refusing to dodge a painful whipping.

Fast forward to my sophomore year in high school. Though I was still a runt, I had at last grown some muscles, and acquired a bit of pugilistic skill, as well as the self-confidence to employ it. I wrestled, ran track, did gymnastics, and generally thought I was hot stuff. One day, I literally bumped into John Grover in the hallway. He was pitiful, with the bloodshot, washed-out eyes of a druggie, long straggly hair, and a filthy Army field jacket. Unkind words were exchanged, and John said, "I kicked your butt once, and I can do it again." I simply looked at him and stated, "I don't think so, but you're welcome to try-right now." He turned and walked away. I never saw him again. My buddy Ed had gone to vo-tech, and I never saw him after the 8th grade.

(For further reading, consult: The Catholic Encyclopedia, Volume V. Published 1909, Robert Appleton Company; www.pbs.org, The American Experience; www.boxrec.com; www.law.gwu.edu; Bibliotheca Historica, Diodorus Siculus; www.wikipedia.org; and special thanks to my SASS Wire pard.)

Tonto Rim Trading Co.

VISIT OUR WEB SITE
To see our huge selection of old west apparel and gift ideas!

Hats, Boots, Gun Leather, Clothing, Spurs and much more!

www.tontorim.com

Write or call for a free catalog
Tonto Rim Trading Co. 5028 N. Hwy 31, Seymour, IN 47274
1-800-242-HATS (4287)
cowboy@tontorim.com

Shop 24/7 • Super User-Friendly • Super Secure

We gladly accept



Swift Montana Smith, SASS #52720

THE ROAD TRIP

By Swift Montana Smith, SASS #52720

before my planned excursion.

I looked down at the steaks. Mine are easy, all you have to do for me is get the grill real hot, flop a piece of meat on the heated surface, count to three, flip, count to three again and it's done. Now my wife has to have her steak cooked just so. It has to be done on the outside and pink on the inside, which sounds easy until you discover that there are different shades of pink and only a certain shade will pass muster, or she won't eat it. When I don't get it just right, I always offer to throw it back on the grill and re-cook it, but she always says, in a very forlorn voice, "No, that's okay, you don't have to do that. I'll just nibble around the edges and eat the salad." I've come to the conclusion she does this on purpose because when I sit down to eat a steak I'm like a dog lookin' at a dinosaur bone and my mouth is

watering thinking about how much I'm going to enjoy devouring the morsel.

Still concentrating on the cooking and fine-tuning of her cut of meat, I hadn't been paying attention to the conversation, "What was that?"

"Tomorrow, what time are you leaving tomorrow?"

"Steaks are done!" I pronounced, "I'd like to get out of here by seven."

I put the steaks on a plate, and we headed to the table on the deck. "What about the kids?" She asked as we sat down to eat.

"What about them?" I returned not even paying much attention. The juice was running around on my plate and the smell of barbecued meat was filling my nostrils.

"Your mother doesn't get here until eight."

I had just taken my first bite and

was thinking about how I had picked out a good cut. The meat was tender and full flavored. "So ..." I said while chewing a big hunk of steak. Now at this point I'm wishing she would just leave Ol' Rover here alone so he can enjoy his food, but she's always saying how we don't discuss things, so I stopped chewing and looked at the woman across the table.

"So ... who's gonna watch the kids from seven 'till eight? You can't just leave them alone!" She was starting to get frantic, and I could see her slicing her steak and examining it on the inside the way a doctor looks at the inside of a cut to see if there's infection setting in. She looked intent on discovering if I had reached the perfect degree of pinkness so she might actually be able to eat this one.

By now I'm thinking to myself I
(Continued on next page)

There's a reason I always leave for a trip way before the time I need too. You see, it never fails, something always comes up or you run into trouble ... it's Murphy's Law, and it's guaranteed.

"What time did you say you were going to leave?" She Who Must Be Obeyed asked as I stood there flipping steaks on the grill the night

AMERICAN PIONEER™ POWDER FFG & FFFG AND STICKS™ COMPRESSED CHARGES

FAST, EASY AND CONSISTENT LOADING · CLEAN, DEPENDABLE, ACCURATE, AND POWERFUL



- Cleans Up With Tap Water
- No Sulfur Smell of Corrosion
- Works Excellent in Black Powder Firearms Including Sidelocks

STICK IT™ with **American Pioneer™** Products and enjoy the sport and fellowship of black powder shooting without the smell or wasted clean up time.

TOLL FREE

888-756-7693

Clean★Powerful★Dependable

Visit our Web page at www.americanpioneerpowder.com

to receive product updates on NEW AND INNOVATIVE PRODUCTS and find the nearest stocking dealer to you.

20423 State Road 7 #F6-268, Boca Raton, FL 33498

(Continued from previous page)
 had forgotten about the morning rituals of Nana coming at eight, but I saw my wife involved in her objective of discovering the exact shade of color, so I thought I'd play with her a bit.

"Duct Tape!" I announced laughing inside, but not letting on I wasn't serious.

She was now carefully sawing off a piece of meat using her knife like a surgeon uses a scalpel. After carefully examining what was on the end of her fork with acute scrutiny, she determined that the criteria had been met, and she slowly put the tiny morsel in her mouth.

"Whatdaya mean duct tape?" I could hear the anger now starting to rise in her voice because to her, once again, I hadn't taken anything into consideration and was only intent on going to a Cowboy shoot.

"Well ... it's simple, get three chairs, a roll of duct tape ... um, maybe I better get two rolls just to make sure I have enough. Set the kids in the chairs and wrap duct tape around them and leave 'em as a gift for Nana." I knew what was coming next, and I don't know why I have to do this, but it sure is funny to watch my wife think I'm serious. I cut a huge chunk of meat large enough to gag a horse and shoved it into my mouth.

"MONTANA, YOU CAN'T DUCT TAPE THE KIDS TO A CHAIR!" She had put down her knife and fork and was looking across the table at me as if she were a tiger ready to pounce on her prey.

"Okay," I said very reticently, "I'll tape a note to each one."

"MONTANA!"

"Okay, okay, I'll leave at eight after Mom gets here." I reached for my salad and was laughing so hard on the inside I could barely eat it. My wife on the other hand was shaking her head and saying something about not being able to understand me, and then went back to her inspection of the color code inside her food.

The next morning came and while I was waiting for my mother to show up, I was getting things together and answering queries from the kids.

"Where you going Papa?" said my oldest boy, Augustus.

"I'm going to a place called Owego." (Pronounced O-WE-GO)

"Are you going there to shoot?" Now my boy's just at the age where I'm going to start him shooting and what he doesn't know yet is there's a lever action .22 rifle waiting for him for his birthday this very month.

"Yep, there's a group up there called the Tioga County Cowboys. They have what they call their 'Shooters Appreciation Day.' They make the shooters breakfast, put on a five stage Cowboy shoot, and then feed everybody a big barbecue picnic." I spent the rest of the morning spending time with my sons, and as

it turned out, I didn't get out of there until two in the afternoon anyway, but figured I still had plenty of time to go to New York State, set up my camp, and talk to Empty Cases, the organizer and head honcho.

I kissed the kids and headed north and was traveling along without a hitch until I saw the dreaded orange and white striped barrels we all hate to see when traveling on interstates. I usually try to take secondary highways when traveling. I like them. In summer, the transportation departments are so busy screwing up traffic on the main highways, that they forget to mess up the secondary roads, and although you may have to stop at a traffic light or two, you hardly ever have to slow down to a crawl for any length of time, and the bonus is, there's so much more to see on the secondary routes.

The traffic soon turned to five miles an hour, and I thought about how if only it would stop for ten minutes, I could jump out, open the trailer, and grab a cold drink and some snacks to make the obstruction a little more palatable. But it didn't happen. We'd go five feet, then stop, then five more, then stop, for what seemed like thirty miles. Finally, when I had just about had enough, there came an exit and I flew off the pavement faster than a high powered bullet from a sniper's rifle, and to my relief, I was once again on a secondary highway passing local watering holes and dairy bars and flowing along with traffic that was actually moving faster than five miles an hour.

When I pulled into the Tioga County Sportsmen's Association, Empty Cases came over to greet me with a hearty, "Where ya been?"

I told him about the traffic situation and as a well traveled man himself, he understood everything, shook his head and said, "Ya hungry? Park your rig, we'll get something to eat and then I'll show ya 'round." Little did he know how famished I was and I figured they'd be cookin' up cheeseburgers and dogs.

"No way," he said, "We're havin' spiedies!"

"What's a spiedie?" I ask casually.

Suddenly he froze and that old familiar line, "Oops, what did I say now!" ran through my brain. Then he started moving again, and as we walked he said, "Oh, that's right, you're not from around here. Come on, I'll show ya what a spiedie is." As it turned out, a spiedie (speedy) is a type of shish-kabob made of marinated meat, venison in this case, where you take a piece of bread or a roll to hold the thing in your hand and then you de-shish the kabob by holding onto the meat and pulling the stick out, making yourself a "spiedie" sandwich. Brilliant and delicious!

After finishing our meal, Empty

(Continued on page 30)

Casting Call Magma

Best Automatic Equipment

Magma Mark 7 Bullet Master

- Fully automatic.
- 15 standard features.
- Produces up to 4,000 bullets an hour from 8 molds.
- **Optional** Bullet Separator System separates bullets into trays for ease in checking mold wear or when different molds are combined.
- **Optional** multi-impact system aids in release of large or sticking bullets.



Lube Master

- Heated base controlled by solid state controls with LED readouts.
- Sizes and lubes up to 6,000 bullets per hour.
- Uses hard or soft wax lube.
- New conversions for longer rifle bullets are standard on our new model. Can be ordered to retrofit older models.
- **Optional** collator feeds sizer.
- **Optional** accessories: sizing dies; caliber conversions.



Case Master Rimless Case Sizer

- Case passes complete through the die.
- Carbide sizing dies.
- Production rate up to 5,800 per hour.
- **Optional** accessories: collator orients and feeds cases; additional dies.



Best Manual Equipment

Case Master Jr. Rimless Case Sizer

- The same reliable performance as Case Master in a manually operated machine.
- Features swivel style handle for easy operation.



Master Caster

- Precise mold positioning.
- 40 lb. capacity melting pot is thermostatically controlled.
- Pulling the handle cuts sprue, opens mold and drops the bullet and sprue into separate containers.
- Manually casts 500 to 800 bullets an hour.



Magma Star Lube-sizer

- Featured straight through sizing.
- Pump pressures the lube to groove only.
- **Optional** accessories: heated base; automatic bullet feeder; swivel handle; air cylinder; collator speeds bullet feeding.



A
C
C
E
S
S
O
R
I
E
S



Masterpot

- Steel frame has adjustable mold guide for accuracy when casting molds with handles.
- 40 lb. alloy capacity.



Cast Master

- Bottom pour.
- Various sized orifice plate controls flow.
- Removing plate allows ingot pouring.
- 90 lb. alloy capacity.



Magma Bullet Molds

- All molds are test cast weighed and measured.
- More than 200 styles.
- Machine ready or can be fitted with RCBS or Lyman handles.



Handbook of Commercial Bullet Casting

- Manual and machine casting.
- Judge bullet quality.
- Troubleshoot casting problems.



Littleton Shotmaker

- Produces 35-45 pounds of lead alloy shot every hour.
- Shot Sizes: 5, 6, 7, 7.5, 8, 8.5, 9.
- Set of 7 drippers.

Order your **FREE** catalog today or see it now on the web!
www.magmaengineering.com

MAGMA

ENGINEERING COMPANY

PO Box 161 Queen Creek AZ 85242
 (480) 987-9008 Fax(480) 987-0148
 email: sales@magmaengineering.com

“Our Heroes Have Always Been Cowboys!”



LASER-CAST
Shoot the REAL Silver Bullet.

1-800-811-0548

View the entire Laser-Cast line at www.laser-cast.com

THE ROAD TRIP . . .

(Continued from page 29)

Cases gave me the five-cent tour. The club was going through a renaissance period, having been founded in 1907 and being one of the oldest gun and sportsmen's clubs in America, it was originally dedicated to trap and rifle shooting. They had to reorganize things and add more pistol ranges in order to really have a first class Cowboy Action Shooting™ venue. As a work in progress, the members were chipping in and helping anyway they could. Someone knows someone else with a bulldozer, another member knows where they can get lumber at half price, then there's the man who can get scrap metal free. All concerned were excited and proud of their club and what they had accomplished so far, and the care that was put into props and targets by Chama Chuck, Empty Cases, Captain Jack Cutter, and Dusty Drifter was evident.

Later, around the campfire I asked when reveille was. "Well, we serve breakfast at 8:00 AM," said Maudie Sue, Empty Case's wife and secretary for the club.

"Oh super," I said, "Coffee, I hope?"

"Coffee should be on by 7:30"

"What's the cost?"

"It's free," Maudie said.

I figured a free breakfast was

probably day old doughnuts, but I had to ask, "Free huh, whatdaya makin'?"

Maudie answered my question very nonchalantly. "Oh, biscuits, sausage gravy, scrambled eggs ..."

I didn't hear the rest; she had me at biscuits and sausage gravy. I'd sell my own head for biscuits and gravy, and as I rolled into my bunk that night, I thought to myself that here were a group of Cowboys that kept the "be a friend and neighbor to all" saying alive. They really knew how to live.

The next morning the coffee flowed, the food was excellent, and at exactly 10:00 AM the shooters' meeting started. Carole LaPlante played the organ and Tammy Moyer sang our national anthem. We all said the Pledge of Allegiance to a large American flag, and I thought about how all of this is so politically incorrect that it just felt perfect and right. Our host, Empty Cases, did the mandatory safety speech and in no time at all, the lead was flyin' and the targets were ringin'.

All the stages had stories that explained the shooting scenarios and included the local shooters and club members in precarious situations. One of the most impressive props I saw was created by Dusty Drifter on Stage 4. It was a swinging target, and it's not that I have

never seen a swinging target before; it's just that I think the man invented a "perpetual motion" machine because the contraption never slowed down, and you started and ended the stage shooting this target without ever having to reset it!

By the time the shoot was over, all concerned were laughing and joking and heading to the clubhouse for the chuck to be provided. A first class barbeque with a half of chicken, corn on the cob, and all the trimmings was provided. As we sat there eating, I related the story of how on the very last stage the firing pin in my rifle broke and in true Cowboy fashion, several people offered up their rifles so I could shoot the stage. Smokehouse Dan had a .45 caliber '73, much like what I'm used to, and I took his rifle and finished one of the most fun shoots I had ever attended.

Saturday night brought a drop in temperature, so the campfire served for more than just light. Now we all try to shoot our best, but everyone knows it's the people involved in this sport that keep all of

us coming back time and time again, and as I sat talking to Broadside O'Barn and his better half, Three Bears, that thought came to me again, and I wanted to invite everyone of these fine folks to my house for Thanksgiving dinner, but, of course, that would be impossible.

I left the Tioga County Cowboys on that Sunday morning knowing here was a club that truly knows what this sport is all about, and on the way home I took all secondary highways. To my amazement, I passed the world's largest poured concrete structure, called the Tunkhannock Viaduct. It stands with its huge gothic legs built at a time when artistic design was just as important as function. It towers over the landscape at 300 feet high looking like something out of a Harryhausen movie, and as you pass it, you can almost see the giant bronze man, Talos, turning the corner and coming out from behind it.

Soon I was pulling into my own driveway, already thinking about my next adventure and the wonderful people I would meet along the way. 🐾



GIVE TO THE
SASS SCHOLARSHIP FOUNDATION
(A non-profit, tax-deductable charity)

MAKE THE DIFFERENCE!



❖ NEW MEXICO TRIBUNE ❖

“KINCAID’S LUCK”

BUFFALO HUNTER BAGS LARGEST BUFFALO

July 1874, Tijeras, NM

Famed buffalo hunter and legendary scout for Lt. Col. George A. Custer’s famed 7th Cavalry Ellsworth T. Kincaid made an appearance around these parts during the past month hunting buffalo. He was seen wearing the very buckskins he wore scouting for Custer along the upper Washita River in western Indian Territory back in ’68.

Along with his normal attire of long fringed buckskins (“longer than Custer’s” Kincaid chided), Kincaid was sporting the red wool neckerchief Custer had given him for heroic duty during the Washita fight. When questioned, Kincaid replied he treasured the gift of the necktie and wore it at every opportunity.

Kincaid informed this writer that the best buffalo hunting could be found in the New Mexico Territory, especially south of Santa Fe, east of the Sandia Mountains. His goal, according to Kincaid, was to best his friend Custer in hunting and killing the largest buffalo.

This writer, wanting to appear knowledgeable, asked if Kincaid was referring to the Great Buffalo Hunt that he, Custer, and Buffalo Bill Cody led for the Russian Grand Duke Alexis back in ’71. Kincaid laughed at the reference. Very jovially Kincaid said the hunt was great fun and Alexis finally got his buffalo. Of course, Kincaid added, the Grand Duke was assisted by Cody, rode

(Continued on page 39)



Kincaid proudly poses with his prize buffalo, which exceeded some 2500 pounds. Reliable sources reported it was an amazing shot of nearly 1000 yards, straight through the heart of the mighty beast!



CIMARRON F.A. CO

“NO HIGHER STANDARDS”

“Evil Roy” SA

This ain't no SMOKIN' CHUCK WAGON!




Suggested Retail Price: **\$648.70**

Calibers: .357, .44WCF, .45 Colt
Grips: 1 Piece Walnut Checkered

OFTEN IMITATED, NEVER DUPLICATED!

The **EVIL ROY** is produced on the tooling of the proven Cimarron Model 'P' "Cowboy Comp". It features *American made* internal parts produced exclusively for Cimarron. The rear sight notch is large and square while the front sight is wide with no taper. The grips are hand checkered walnut - very slim and trim for fast and safe handling.

The actions are set up in the USA to function safely with lighter hammer action; no creep and safe but crisp trigger pull. Each revolver is regulated to shoot dead center left and right windage. The shooter may adjust for elevation if required by his/her shooting style.

Evil Roy, Wicked Felina and Holy Terror have been shooting the Evil Roy model with great results - including National and World Championships.

Send \$5.00 for color catalog

www.cimarron-firearms.com 105 Winding Oak Rd. Fredericksburg, Texas 78624 (830) 997-9090



FAME IS BUT A FLEETING MOMENT

By Chilkoot, SASS #58803

“Koot (that’s what he calls me) whatcha doin’ tomorrow?” It was my shootin’ pard, Fontana Vic, SASS #47940, on the phone. “I dunno,” I replied, “Prolly wrestle with some of these broke down cars sommore, mebbe try to fix one fer a change. Why?” “They shootin’ a western movie over ta Sanford an’ they’re needin’ cowboys.” “So?” “So, me ‘n you are as cowboy as they come. Let’s go get us a part.” “Well, there is all this work, I got here ... but still, a chance to cowboy ...”

That’s how it started. Later that night, I found myself explaining to my wife, I’d be taking the next day off to seek employment in the world of cinematography. The response from my spouse might have given a lesser man pause. “That’s nice, dear,” as she patted me on the head. What really got me though was her uncontrolled laughter as she disappeared down the hall.

A four-hour drive and an eight-thirty casting call made a 0430 depar-



ture necessary. We arrived at the ‘Circle M’ movie ranch just as the movie crew and actors were beginning to stir. (Movie time is much less precise than other time.) You’d have thought we’d just disembarked from a starship. We were surrounded by all and sundry ... “Who’re you guys?” “Where’d ya

come from?” “You look like cowboys ... real cowboys!”

We shook hands all around and met the producer, Charles Thomas Howard of Drydock Films. “Marshals I.T.” (Indian Territory) is the true story of Lily Birdsong, whose family was massacred by outlaws in 1888 Oklahoma Territory and her effort to bring them to justice in Fort Smith. “Outlaw” Johnny as prop man, checked out our firearms and pronounced them “suitable.” He said we

could wear them on the set and the ranch property as we were “active SASS” and, of course, knew safety and firearm handling. We both signed contracts, giving rate of pay and our obligations. Then we were given parts for the day’s filming.

Fontana got a speaking part as the

barkeep (Fontana is very stylish ... neat). On the other hand, I try to portray the trail-worn ne’er-do-well (I’m told I have mastered that persona). Therefore, my part was to be slapped by a thirteen-year-old girl and collapse on a poker table.

We shot only three scenes that day in 100+ degree heat. Each scene took an average of 15 takes. We finished at 8pm and began the long ride home. My business precluded my return two days later, but Fontana Vic and Joe Danby, SASS #62473, returned and ol’ Joe was fortunate enough to get killed in a gunfight with the marshal.

All in all it was a great experience and gave us all an appreciation for the work involved by everyone, from actors to crew. SASS members should avail themselves of this opportunity if it arises, as SASS members are recognized for their competence with firearms and faithful authenticity in wider and wider venues. ♪

OLD GUNS AND WHISPERING GHOSTS

Tales and Twists Of The Old West
Jesse L. "Wolf" Hardin

A new book from SHOOT! MAGAZINE

Old Guns and Whispering Ghosts, by Jesse "Wolf" Hardin, brings to life the history, spirit, character, and contradictions of the Old West, while recounting the dramatic history of its legendary firearms. This is a must-have for collectors and Western enthusiasts alike! This book features over 250 pages of color photos, art, frontier tintypes, and inspiring text!

Topics covered include:

- * John Wesley Hardin
- * Ben Lilly
- * Teddy Roosevelt
- * Elfego Baca
- * Soiled Doves
- * Vintage Hunting
- * Annie Oakley
- * Pancho Villa
- * Buffalo Hunters
- * And much more!

\$39.95 + S/H

Order online at www.shootmagazine.com.
Call (800) 342-0904 to order by credit card.
Or, send a check or money order to:
7154 W. State St. #384, Boise, ID 83714

USFA FACTORY PRODUCTS

100% AMERICAN MADE

All USFA Revolvers: • Hammer Forged Barrels • 100% Milled Bar Stock • Proper Heat Treat • Lifetime Warranty

Lew Horton
DISTRIBUTING CO., INC.
PO Box 5023
Westborough, MA 01581
800-446-7866
www.lewhorton.com

THE SINGLE ACTION

- CALIBER: .45 COLT, .45 ACP (CYLINDER), .44 WCF, .44 SPECIAL, .38 SPECIAL, .38 WCF, .32 WCF
- BARREL LENGTH: 4-3/4", 5-1/2", 7-1/2"
- FRAME STYLE: CROSS-PIN
- STOCKS: US HARD RUBBER
- SIGHTS: SQUARE NOTCH REAR, SQUARE FRONT BLADE
- FINISH: OLD ARMORY BONE CASE™ & DOME BLUE™, NICKEL



MSRP
Bone Case & Dome Blue®
\$975.00
Nickel
\$1170.00
Check with your dealer for even greater savings

THE NEW COWBOY®

- CALIBERS: .45 COLT, .38 SPECIAL
- BARREL LENGTHS: 4-3/4", 5-1/2"
- FRAME STYLE: CROSS-PIN
- FINISH: FULL DOME BLUE™ WITH NEW US "BURLWOOD" STOCKS, WHITE SIDED HAMMER
- SIGHTS: SQUARE NOTCH REAR, SQUARE FRONT BLADE



MSRP
\$790.00
Check with your dealer for even greater savings

New USFA "Burlwood"

MSRP
\$660.00
Check with your dealer for even greater savings



THE ORIGINAL RODEO®

- CALIBERS: .45 COLT, .38 SPECIAL
- BARREL LENGTHS: 4-3/4", 5-1/2"
- FRAME STYLE: CROSS-PIN
- FINISH: COWBOY ACTION MATTE BLUE™ WITH STANDARD WHITE SIDED HAMMER AND US HARD RUBBER STOCKS
- SIGHTS: SQUARE NOTCH REAR, SQUARE FRONT BLADE

THE NEW RODEO II®

- CALIBERS: .45 COLT, .38 SPECIAL
- BARREL LENGTHS: 4-3/4", 5-1/2"
- FRAME STYLE: CROSS-PIN
- FINISH: SATIN NICKEL WITH NEW US "BURLWOOD" STOCKS
- SIGHTS: SQUARE NOTCH REAR, SQUARE FRONT BLADE
- CARBONA BLUE ACCENTS



MSRP
\$790.00
Check with your dealer for even greater savings

New USFA "Burlwood"



Look for our trademark display at these fine dealers nationwide

- Cabelas, MO 314-225-0100
 - Cabelas, WI 262-628-5700
 - Cabelas, TX 817-337-2400
- Contact Cabela's Gun Library

- Antique & Modern Firearms, KY 859-276-1419
- Barbers Firearms, PA 610-287-2060
- Boise Gun Co., ID 208-376-4440
- Carolina Sporting Arms, NC 704-554-9511
- Eplins Firearms, WV 304-522-8999
- Encks Gun Barn, PA 717-949-2215
- Flying Cloud Trading Co., OR 541-672-8342
- Gallensons, UT 801-328-2016
- Hoffmans, CT 860-666-8827
- Jims Firearms, LA 225-293-5467
- Kittery Trading Post, ME 207-439-9222
- Legendary Guns, AZ 602-242-1195
- RMB Enterprises, CA 408-946-5289
- Shillito Oil, PA 717-432-9676
- Sports World, OK 918-742-4027



USFA *The Legend Lives®*

WWW.USFIREARMS.COM
445 LEDYARD ST. • HARTFORD, CONNECTICUT 06114 • USA
PHONE: 860-296-7441 • SALES@USFIREARMS.COM



DISPATCHES FROM CAMP BAYLOR

By Captain George Baylor, SASS Life #24287



Capt. George Baylor,
SASS #24287

Hell On Wheels

We hadn't been back to Hell on Wheels (HOW) since 2000. We liked the match. It was just a long way from Houston. The beauty of living in Camp Baylor is we can move it to where we want to be. So we made HOW and probably will annually. The stages were refreshingly simple, no aerial targets, nothing small or distant, no complicated shooting orders, and all of two pistol knockdowns. (I should note pistol knockdowns don't bother me. Shooting Frontiersman I can make a load that will knock down a Buick, if needed).

We HAD to make the Thursday night party at the Cheyenne Club in downtown Cheyenne. Wyoming allows open carry, even in bars, so the "barbecue" guns came out, and the regular patrons of the Cheyenne Club were treated to seeing a bunch of cowboys with two guns on their hips. Seeing dancers on the dance floor wearing guns was "different!"

Cody Firearms Museum

Actually there are five museums at the Buffalo Bill Historical Center in Cody, Wyoming. The Cody Firearms Museum is the one most SASS members want to see, with the most comprehensive collection of American firearms in the world. But the other museums are each worth hours of visiting. Thus when we walked in, we noted we could pay \$15 each for a day's visit, or we could become members. We chose the latter, and the nice lady sent us upstairs, where another nice lady began to explain the different membership categories. When I asked about the special membership for SASS members, that brought Hangfire, SASS #24379, (Steven C. Greaves) out of his office. He's Vice President/Deputy Director for Development. We talked SASS for awhile. The family membership for "Congress of Rough Riders" was



Before the Sand Creek Raiders extricated Camp Baylor, it was in a predicament.

\$80, and we got two copies of Cody's diamond studded horseshoe watch fob, numbered 170 and 171. Since they only added \$20 to the standard membership, I assume the diamonds are low quality.

After several days at the museum, it occurred to me I had been looking for a museum for a Chinese-made SKS I had "acquired" from an arms cache in Cambodia in 1970. So I asked Hangfire if the museum would like an SKS with a combat history. He called David Kennedy, the curator of the firearms museum (if you went to the SASS Convention last year you might have attended his excellent seminar). He remarked they had a couple of SKS rifles, but none with a combat history. So now it's in their custody. Hangfire did tell me I could visit it whenever I wanted to!

"You load sixteen tons, and whataya get?"

After Hell On Wheels we went to the Rocky Mountain Regional Raid in Byers, Colorado, hosted by the Sand Creek Raiders. This event is held at the Colorado Rifle Club, a very complete shooting facility that is found by putting in "NOWHERE, MIDDLE OF" in the Garmin. Several miles of unpaved roads lead to it. We parked the bus there on Wednesday for the match. The match was quite good, well run, and challenging. We stayed for the Sunday team shoot and couples shoot, and then attempted to leave. It had rained EVERY night we were there. The hard ground we had parked on wasn't so hard now, and I got maybe 100 feet before getting the bus stuck, trailer attached.

After visions of attempts to get a big rig tow truck to even come out

this far, the remaining Raiders came over, en masse, and began working. First a tractor was obtained. The 16-ton bus laughed at that. They next produced an 18 ton road grader! The first tow strap, which looked to me as if it were big enough to lift the Devil out of Hell, snapped in two almost instantly. More were magically procured. People I had only met that weekend were under the bus digging out the drive wheels and putting down boards.

FYI: Big diesel pushers aren't designed to be towed. There are no tow hooks under there. I had visions of one of those tow straps tearing the fiberglass nose off.

But no, the bus was pulled from the mud as if it weighed 16 pounds instead of 16 tons. Then a large pickup appeared to move the trailer to a point where we could reattach.

I immediately asked Sweet Water Bill, SASS #8798, the Match Director, for a list of names of the people who had helped. The grader driver, a heavy equipment operator by trade, made a strong pitch to leave out names and just say the Sand Creek Raiders did it. Since



Dave Kennedy (left) accepts the SKS Capt. Baylor "acquired" in Cambodia in 1970 for the Cody Firearms Museum.

the list of names didn't show up, and I don't want to leave anyone out, I'll go along with his request.

It made us feel really good to reconfirm the basic goodness of SASS people. All of these guys were tired and ready to go home after a long weekend, but they pulled a 16-ton bus out of a hole! And, for you skeptics, no, we weren't blocking the only exit. Margaritas will be available at Camp Baylor for members of the Raiders at any SASS match we attend.

(Captain Baylor and The Redhead retired, sold their home in Houston, and are now living fulltime in a very big RV and traveling to SASS matches throughout the United States. The Chronicle Editors asked Captain Baylor to submit "dispatches" about life on the road on a monthly basis.)

ADVERTISING INFORMATION ASK FOR

~ DONNA ~
(EXT. 118)



GIVE TO THE
SASS SCHOLARSHIP FOUNDATION
(A non-profit, tax-deductable charity)
MAKE THE DIFFERENCE!

Gold RushTM Grips

by Bar S GripsTM

"Grab a Fistful of Gold"

24k
Pure Gold



Hold a hand-carved slice of history in your hands with our new Gold Rush grips.

Dress up a dull shooter or give that finishing touch to your sparkling sixgun, derringer or 1911.

Gold 'Does' Make Everything Brighter!

Those who are familiar with Bar S Grips already know about our Tru IvoryTM Grips. Now we're pleased to offer our new 24 karat Gold Rush Grips.

These grips, simply stated, are stunning! Beginning with a beautiful black sand base they are layered with pure 24 karat gold flake then preserved in a section of a 'frozen' stream...clear resin.

Of course every pair of grips are hand-carved and finished. As always custom fitting is available free of charge.

Available for:
Most Single Action Revolvers
Most 1911's
Bond, American & Davis Derringers
S&W J, K and N Frames
Also available as knife scales

Call
(425) 397-3595
or visit
www.truivory.com



BEST OF THE OLD WEST

WAH MAKER USA

OLD WEST CLOTHING

OFFICIAL CLOTHIER OF SASS

STYLE #538499

MADE IN THE USA

... KEEP IT REAL!

TEL: 805 483-6339 FAX: 805 483-6439
wahmaker.com info@scullyleather.com

American Cowboy

Western Lifestyle ★ Travel ★ People



Subscribe Now to American Cowboy!

Special subscription rate of \$14.95 for one year! Use code: 57SASS
Call 800.297.6933 or visit AmericanCowboy.com



RIDIN' FOR THE BRAND

Snap, Crackle, Pop

By Dogie Jones, SASS #47652

It was one of those stages where I thought I could make up some time. The stage order was rifle, pistol, shotgun, a straightforward gunfighter's dream. The buzzer sounded, I grabbed the rifle and went to work. Bang – clink, bang – clink, bang – clink, snap. I couldn't believe it, a misfire. For a few seconds the whole world went into slow motion. Now I'm not the sharpest knife in the drawer, but I knew immediately "snap" and "bang" do not belong in the same gun during the same run. In fact, I can't think of a single time when "snap" is a good sound when you're trying to shoot a stage.

My heart felt like it weighed a ton. I tried to move quickly; I jerked the lever down ejecting the dud round, and went to work on what was left in the magazine. Somewhere in the process I lost count. The rifle went "snap" again! Uh-oh, mind go to work – oh I know, the gun is empty. Jerk the lever down, and grab a



round from the belt. Oops, dropped the round, grab another and get it in the gun. Slam the lever shut, aim – it went bang, but there was no "clink." I missed! Wasted all that time when I should have

taken the miss on the misfire. Now I was really behind, on the clock and mentally.

I put the rifle where it belonged, not where I wanted to put it, and headed to the position for firing the pistols. Grab leather, they come out cleanly. Good sight picture, pressure on the trigger, "Pop!" "Pop?" What is this? I'm looking at the gun like I wished it belonged to someone else when this hand came from nowhere and grabbed hold of the top of the gun holding the hammer. "Squib load," I heard a voice say. It took a second for me to get my balance back. What happened to all that time I was going to make up?

"Torpedoed" is the best word I have to describe how I felt as we stood at the unloading table attempting to get the stuck bullet out of the pistol. The wind was gone; the want-to had disappeared. Mentally, I was trying to understand what all had gone wrong. Emotionally, I was destroyed.

(Continued on next page)

END of TRAIL DVD 2006

NEW



The Silver 25th Anniversary Edition! See the fun and exiting action of the world's fastest growing shooting sport, Cowboy Action Shooting. The END of TRAIL is the largest and best cowboy action competition in the world. Over 800 competitors and 35,000 spectators make this program a joy to watch and own. Relive the fun and flavor of this event including the costume contest, cowboy dancing, all 12 stages of fire, interviews with competitors and vendors and everything that has made the END of TRAIL what it is today. Produced by Lenny Magill Productions, this program is the best representation of Cowboy Action Shooting ever released.

NEW

Price: \$24.95

Expected delivery
Mid-September

**Order Yours Today:
Call: 1-877-411-SASS
Or order online at
www.sassnet.com**



ORDER YOUR WINNER'S BUCKLE TODAY!

SASS CHAMPIONSHIP BELT BUCKLE PROGRAM IMPLEMENTED

Official SASS Sanctioned Belt Buckles Available Through SASS Mercantile



SASS members who have placed 1st through 5th place in their category in any SASS Sanctioned State, Regional, Territorial, National or World Championship match can now purchase an official SASS Sanctioned Winners Belt Buckle through the SASS Mercantile. Eligible members must show proof of placement by providing the official results report from the qualified SASS Sanctioned Match which can include a letter from the producing club, event newsletter, web site result listing or Cowboy Chronicle article.

\$99.95 (Includes \$9.00 shipping)



Official SASS Sanctioned Belt Buckles will feature the sanctioned match and event year with the category and place of finish. Since each order is custom, SASS Sanctioned Buckles can be ordered for events as far back as the individual match has been SASS Sanctioned.

To order your SASS Sanctioned Winners Belt Buckle, simply fill out the form and return it to the SASS office with payment and proof of placement as described above. Buckles can also be ordered from the SASS Web Mercantile however proof of placement must be provided by mail, fax or e-mail.

SASS SANCTIONED BELT BUCKLE ORDER FORM

Alias: _____ SASS #: _____
 Name: _____
 Address: _____

City: _____ State: _____ Zip: _____
 Phone 1: _____ Phone 2: _____
 E-mail: _____

Buckle Information:

SASS Sanctioned Match: _____
 State Championship Regional Championship National Championship
 World Championship Territorial Shoot Out State Shoot Out
 Date & Year: _____ Location: _____
 Shooting Category: _____ Place of Finish: _____
 Proof of Placement: _____
 Club Contact: _____ Contact Phone: _____

Method of Payment (U.S. funds): \$99.95 (Includes \$9.00 shipping)

(CA Residents Add 7.75% Sales Tax) SUBTOTAL: \$ _____

PLEASE ALLOW 6 TO 8 WEEKS FOR DELIVERY **TOTAL: \$** _____

Personal Check Money Order Amex Visa M/C Discover

Card #: _____ Exp. Date: _____

Signature: _____

(Continued from previous page)

I normally do a better job of reloading than this. I fully understand there will be incidents with reloaded ammo, but all on one stage? Then, as if I needed a possum to walk across my grave, one of the cowboys started laughing and ridiculing my ammo and me. Not the good natured, good intentioned helpful kind of needling we enjoy, but the hurtful "let's add to the burden" kind of comments. I shot the rest of the match in slow motion, put the guns away, and drove home.

Most of the cowboys on the posse tried to be helpful. They came by and offered encouragement, obviously trying to help me get back on track. Try as I may, I could only think about the one that hurt. Oh, how hard it is to think of the other guy! Harder, yet, is it for us to control the tongue! It only took one to destroy the day. "Shrug it off," is the words of wisdom that were given. How do you do that? I never learned.

A sailing ship under full sail is one of the most beautiful sights we can ever hope to embrace. Running before the wind, the vessel appears alive, willful, destined to the good. It is fitting for us to realize of all the complex systems on one of these ancient vessels or on a sleek, modern ship, are all controlled by the rudder. It is the rudder that determines if the vessel will stay out of harms way

or be destined for destruction. In our lives, it is the tongue that is the rudder. (James 3:2-6) Whatever good there is in us becomes visible or is obscured by how well we use the tongue. When a cowboy on our posse suffers disaster, we hold the power to help or to destroy, all in what we say.

Each of us was a new shooter at one time when we dealt with all of the fears of attempting to shoot a stage without any major malfunction. We have all made the beginner's mistakes only to be talked to as if we were brain dead and committed the transgression on purpose. Words have the power to destroy or to redeem. With all the good that is found in the cowboy game, we are shooting ourselves in the foot by how quickly we criticize, condemn, and complain about the other guy. Those with experience need to remember that the operative motive is "competitive advantage." Did the shooter commit the transgression to achieve a competitive advantage, or was it simply a mistake? This is a judgment call. You respond one way to the cheater, another to a mistake.

The future of this game we love lies in the hands of the new shooters. If we stop bringing in new shooters, we become witnesses to our own demise. I've been a competitive shooter in some way or another for over thirty years, and during that

(Continued on page 39)

SASS MARSHAL

BOBBLEHEAD DOLL

By Popular Demand! The SASS Marshal in the Classic Bobblehead design. A must for your SASS collection.

NEW



Price: \$24.95

ITEM# G00033-000

TO ORDER Call:
1-877-411-SASS

or visit:
www.sassnet.com



SASS



Shoot-out at Mescal Springs

By Bob Boze Bell, SASS #50,000



MARCH 24, 1882

Since the murder of his brother Morgan on March 19, Wyatt Earp has slipped outside the law, and along with his six-man posse (many in Cochise County consider them nothing more than a “gang”), he has killed Frank Stillwell in Tucson, Arizona, and Florentino Cruz at South Pass (Wyatt believes both men had a hand in his brother’s murder).

Wyatt’s posse includes Doc Holliday (a suspect in the Benson stage robbery), Sherman McMasters (accused stage robber), “Turkey Creek” Johnson (real name John Blount, an alleged cattle rustler), Texas Jack Vermillion and Warren Earp, Wyatt’s younger brother.

Now close to noon, Wyatt’s avenging angels are within 30 yards of Mescal Springs. (One report claims Wyatt is expecting a cash infusion from mining magnate E.B. Gage to be delivered there.)

Sensing danger, Wyatt dismounts with his bridle rein in hand. He grips his shotgun and steps forward into the clearing at the spring. Suddenly, nine cowboys jump from behind a dirt bank. (Wyatt later remembers, “Every man had a rifle at his shoulder, and every rifle blazed.”)

Everyone in the posse except Wyatt turns to run or “show the white feather,” as is the slang of the day. At first, Wyatt doesn’t realize he’s been abandoned. He levels his shotgun to fight, while the bullets from the cowboy’s guns whiz around him.

Wyatt recognizes one of the men shooting at him: Curly Bill Brocius. Aiming at the outlaw chieftain, Wyatt levels his shotgun and fires two charges of buckshot that strike Curly Bill’s chest, almost cutting him in half.

In the stampede to retreat, McMasters is hit in the side, and his binoculars are shot from his neck. Texas Jack’s horse is killed in the volley of cowboy fire.



Wyatt Earp’s version of the fight at Mescal Springs has nine cowboys attacking him at the lush springs, which are surrounded by willow and cottonwood trees, and a 15-foot bank. Also note Wyatt’s gun belt down around his thighs, and his boot heel and saddle horn being shot off.



Wyatt is carrying warrants for various criminals. One district judge tells him, “If I were serving these warrants, Wyatt, I’d leave my prisoners in the mesquite where alibis don’t count.”

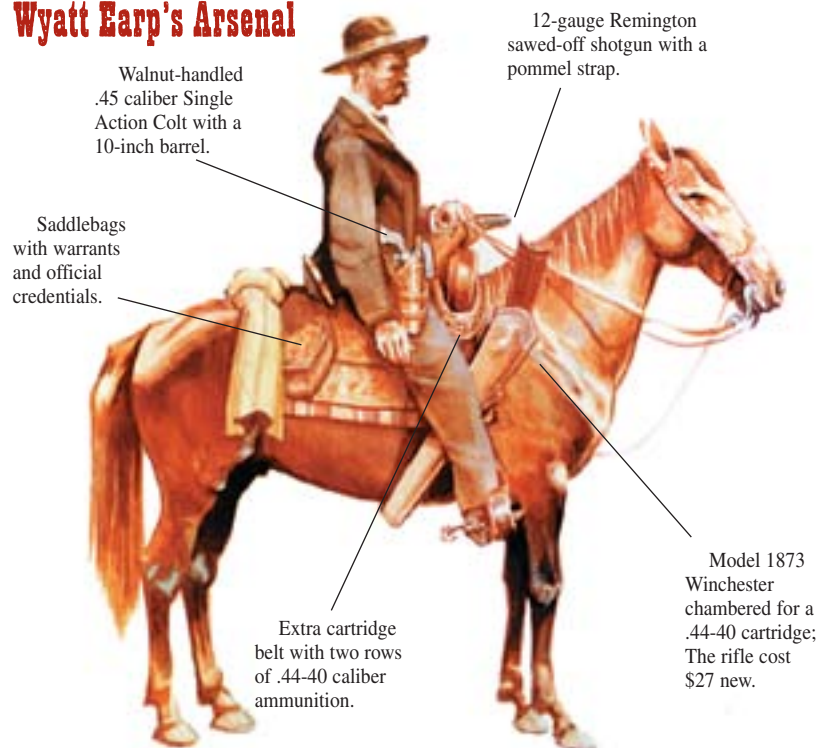


Realizing he is outnumbered and holding the short end of the stick, Wyatt tries to remount, but he can’t. On the ride up the draw to the springs, he loosened his gun belt. Now he can’t mount his horse because his gun belt has slipped down around his thighs. As he does a crazy little dance, his saddle horn is shot off. Bullets tear into his hat, coat, pants and boot heel, but he finally succeeds in forking his horse and rides off to rejoin his men. The brief, dramatic fight is over.

Bob Boze Bell is the executive editor of True West magazine and the author of six illustrated books about the Old West. He writes a daily blog at twmag.com



Wyatt Earp’s Arsenal



Walnut-handled .45 caliber Single Action Colt with a 10-inch barrel.

12-gauge Remington sawed-off shotgun with a pommel strap.

Saddlebags with warrants and official credentials.

Extra cartridge belt with two rows of .44-40 caliber ammunition.

Model 1873 Winchester chambered for a .44-40 cartridge; The rifle cost \$27 new.

NEW MOUNTED SHOOTING PROGRAM PROVING TO BE A GREAT SUCCESS IN 2007 . . .

(Continued from page 8)

Mounted Shooting Club Affiliation Application and the list of binder inclusions can be downloaded from the SASS Mounted Shooting website listed above.

In addition to the vigorous Club Affiliation program, a National Advisory Board has been created. The SASS Mounted Shooting Advisory Board is made up of a group of individuals who are experienced in the various fields of Cowboy Mounted Shooting, are active competing Mounted Shooters, and whose mission is to bring important issues regarding the sport to SASS for discussion, action, and resolution. SASS believes in order to have a successful Mounted Shooting program, it must listen to its members who are involved in the sport and are directly affected by the rules, guidelines, and programs administered by SASS.

The SASS Mounted Shooting program has also launched a line of merchandise to help promote and bring national recognition to the organization. The first products added to the Mounted Shooting Mercantile feature the new SASS Mounted Shooting logo and include barrel covers, banners, and decals, both bumper and trailer size. These products are currently available on the SASS Mounted Shooting web-

site. Later products will include logo apparel and gear.

For the first time, SASS has put together a comprehensive Course of Fire Stage Book that includes 98 stages that have been used and proven over the years by SASS and other Mounted Shooting organizations and clubs. The book includes illustrations and directions for scoring, penalties, and procedurals and offers the widest variety of safe, fun, and challenging stages ever compiled.

Earlier this year, SASS launched its Mounted Shooting Club Insurance program through Gillingham & Associates, one of the preeminent equestrian event insurance providers in the nation. The program covers Mounted Shooting clubs and events and is not restricted by organization. The policies cover any club or shooting organization and are designed to promote all equestrian shooting activities regardless of club affiliation.

The premiere of this exciting SASS National Mounted Shooting program has been exciting for the SASS Mounted Shooters. Please give Prairie Mary, SASS Clubs Administrator a call at the SASS office 1-877-411-7277 if you have any questions about the SASS Mounted Shooting Program or are interested in becoming an affiliate club. Welcome aboard! 🐾

NEW MEXICO TRIBUNE "KINCAID'S LUCK" BUFFALO HUNTER BAGS LARGEST BUFFALO . . .

(Continued from page 31)

Cody's famed horse, Buckskin Joe, and carried Cody's favorite buffalo gun, named "Lucretia Borgia."

As it was his first buffalo kill and his twenty-first birthday, the Duke and everyone had a festive time. Again, attempting to sound well-informed, the writer asked Kincaid to confirm rumors about Custer and

a beautiful Indian maiden named Miss Spotted Tail. Kincaid's demeanor became deadly serious. He stared intently at this writer and didn't say another word. Wisely, the subject was changed.

Kincaid indicated he was looking for a buffalo weighing in excess of 2,500 pounds in order to poke fun at Custer, who shot a buffalo just

RIDIN' FOR THE BRAND Snap, Crackle, Pop . . .

(Continued from page 37)

time I've never seen a target that could not be missed or a shooter that couldn't be the shooter to miss it. We are all capable of making dumb mistakes. Nothing is accomplished by confronting a shooter who already feels badly and making that shooter feel insignificant, unworthy, torn down and defeated.

There are times in the course of our relationships that we are at a loss for what to say. It is during these times that our true value becomes visible. These are the times when saying nothing can be the right thing to do. Walk by, a friendly pat on the shoulder, an offer to help, nothing more is needed. Just demonstrating a willingness to let the cowboy know

that we know what it is like to hurt. Yes, it does hurt to mess up so badly!

Cowboy Action is a game of honor and friendships. It is not a gunfight where the last man standing wins. It just might be that we need to view all the cowboy and cowgirls on our posse as an opportunity to build friendships and acquaintances. Within each cowboy or cowgirl we meet there is someone we can learn something from or lend a helping hand to. Our purpose is not to diminish the competition. The Scripture tells us, "It is to a man's honor to avoid strife ..." (Proverbs 20:3). Perhaps we need to remember every cowboy and cowgirl in our sight is there by choice. They will avoid contention and strife, but will choose to stay where there is a helpful spirit and harmony. We could all use a little more harmony. There's enough strife already. 🐾

John Bianchi Presents Secrets of Professional Holster Makers

Learn the Secrets of Professional Holster Making and Design at this very special seminar.

Students will handcraft their own gunbelts to take home!



A special 3 day, Crafting Gunleather Seminar
March 3rd - 5th

Seminars - Classes
Workshops, All Week
Trade Show Begins
March 6th Thru 8th

The biggest Leatherworker Tradeshow in the Southwest
Many other leather seminars, suppliers, Tools, hardware, and leather!

Wickenburg, Arizona



For More Information Contact
The Leather Crafters & Saddlers Journal
for a tradeshow guide
(888) 289-6409

222 Blackburn St., Rhinelander WI, 54501-3777
www.leathercraftersjournal.com 715-362-5393 - fax:715-365-2493 davidjournal@newnorth.net

shy of that poundage. Apparently the two frontiersmen enjoy jousting with one another.

Two days later I again encountered Kincaid. This time he was grinning ear-to-ear. He had found and killed his 2,500 pound buffalo, with witnesses to the kill.

"The meat will go to the poor Indians on local Government reserva-

tions. Damn the government's policies against them." Kincaid said pointedly.

Kincaid concluded our brief discussion, indicating he was in a hurry. On a temporary break from Custer's command, he needed to dash to the Black Hills in western Dakota Territory to catch up with Custer's military expedition before the end of the month. 🐾

VISIT THE SASS WEB SITE AT WWW.SASSNET.COM

"What do many Hollywood stars have in common with Western Artist Al Shelton? They all own Al Shelton artwork."

Artisan StudioWorks™
PO Box 10847
Santa Ana, CA 92711-0847
714-683-0071

Bonus Gift!
"Cowboy Artist to the Stars"
Living History CD Set

Purchase any Al Shelton Limited Edition Print and get a FREE Water Color!

Five new Western Art prints to choose from
Order by 12/25/07 to get your FREE fine art water color print

www.artisanstudioworks.com



WHAT'S IN A SCORE

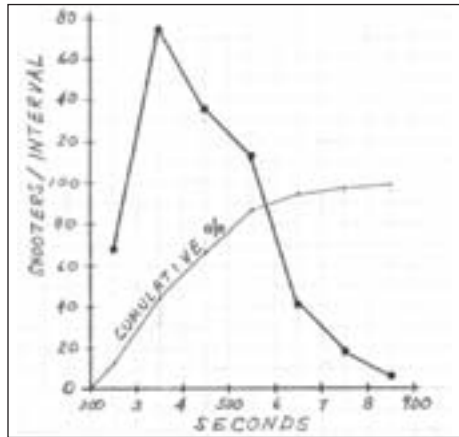
Back of the Envelope Calculations

By Doc Sawdust Bob, SASS Life #64292

END of TRAIL 2007 was a lot of fun any way you slice it. Some of us went home with trophies, but most did not. This brings me to the issue of scores. You can say a particular shooter placed, say, 250 out of 562 with a total time 450 seconds against the top place of 206 seconds. This is fine, easy to understand. But how does this or any other score relate to the entire population of shooters at END of TRAIL 2007?

SASS provides a data file of match final scores. The one I am using is MATCH FINAL12.PDF. There are probably later versions, but this one is just fine for my purpose. This file is sorted by ascending total rank. I will use two data elements from this file, place (1 to 562) and total seconds (206 to 911).

Why only 562 places? Inspection of the data shows that scores get squirrel-



How well did you stack up against the other END of TRAIL competitors? Get your total time, find your "interval," and look at the cumulative percentage curve to see how many shooters shot better than you. (I shoulda practiced more! ... editor in chief)

ly after 562 places due to unengaged stages. The 562 places represent nearly 100% of END of TRAIL 2007 shooters. Why am I using only whole seconds for time? It is enough detail for this analysis. I divided the total times into 100-second intervals; nothing fancy, just the time nearest each even 100. I subtracted the beginning place number from the end place number for each interval, giving the number of shooters falling into each interval. This result is plotted on the graph as heavy dots.

What a picture! The curve peaks in the 300 to 400-second interval. More END of TRAIL 2007 shooters scored in this interval than any other. This interval is where the game was! You may take your total time, subtract the peak time or any other time you wish, divide by 12 (stages) to see what your improvement per stage needs to be to reach that

point. This can send you back to the "head knocker."

Next, I converted my numbers to percent of total and added them together to get a cumulative percentage. This data is plotted on the graph as light dots. The median, that point at which as many shooters scored faster as scored slower, is at about 400 seconds. Another measure of where the game was. Pick a time, move up to the cumulative percentage curve, and you will see the percentage of shooters who scored better. Another head knocker?

I don't think there are any statistical lies in this analysis. It is a minimum of mathematics and simple arithmetic. Yes, I could have chosen a smaller interval, etc., etc. But my envelope was of small size. Kind of fun seeing where you stack up against the herd. Good shooting, cowboy! 🤠

FINE HANDMADE
WOODEN
CARTRIDGE BOXES

LOADING BLOCKS • PISTOL CLEANING STANDS • RIFLE SLEEVES
 & OTHER FINE COWBOY CHRISTMAS GIFT IDEAS

WOODEN WORKS WEST
 WWW.WOODENWORKSWEST.COM

SASS LIFE MEMBER
 ★ DUSTY LEVI'S ★
 PROPRIETOR

Walker '47
 LLC

Complete Cowboy Action Shooter Outfitters
 Firearms, Gunsmith, Leathersmith, Hatter, Old West and Period Clothing,
 Ammunition, Supplies, Accessories, Books, Music, Gifts and more.
 The largest and friendliest in the United States
 tel: (714) 871-8171
 95 East Orangethorpe Ave. in Anaheim, CA 92801
 www.walker47.com * email: info@walker47.com
 "Where a Man's Word Is His Bond"

PIONEER GUN WORKS

Specializing in Model 66 & Model 73 Rifles

- ~ Short Stroke Kits ~
- ~ Light Weight Aluminum Carriers ~
- ~ Competition Ready Rifles ~

-----Introducing-----

The *Next Generation* in Short Stroke Kits

PIONEER GUN WORKS is pleased to announce our brand new **Super Short Stroke kit**.

This is the shortest SASS legal short stroke kit available, and you don't need to buy a new lever to make it work. It installs the same as our original kit does, and costs the same too! Call, email, or see our website for details.

Only \$150.00 plus shipping

JOE ALVES ~ WILL SHOOTEM SASS #29892L

541-521-9684 2460 Harvest Lane ~ Springfield, OR 97477 541-747-3951
www.pioneergunworks.com willshootem@pioneergunworks.com

"Home of the Original Screwknife"



JT Wild Evil Roy China Camp Red River Ray

SCREWKNIVES © Patent Pending INSURANCE FOR CHAMPIONS

Traditional Old West Knives
and Screwknives © Patent Pending
by

REDWING TRADING

SASS # 43324


308-235-7398 or 308-235-5306

Redwing_Trading@Charter.Net



100% GUARANTEED SATISFACTION

THE PERFECT HOLIDAY GIFT!



Black powder enthusiasts! The 5th Edition *Blue Book of Modern Black Powder Arms* by John Allen makes a perfect holiday gift! Completely updated, including greatly expanded A-Z sections, and the most recent information on black powder makes/models (produced 1959 to date), as well as retail prices and detailed model descriptions. The 5th Edition *Blue Book of Modern Black Powder Arms* is virtually a one-stop shopping center for up-to-date information and values on black powder reproductions and replicas, as well as modern muzzleloaders. This makes the 5th Edition the most comprehensive book ever published – most of the information in this new publication is simply not available anywhere else, at any price!

ONLY
\$29.95 - INCLUDING S/H!

www.bluebookinc.com 1-800-877-4867

Blue Book Publications, Inc. 8009 34th Ave.S., Ste. 175, Minneapolis, MN 55425 USA



ON THE TRAIL OF THE BELGIAN CENTAUR

The Belgian-made "Colt" Army Model 1860 "Centennial"

By Long Johns Wolf
Hofheim, Germany

A "Re-Discovered" European Piece of American "PC" – The emergence of new interest among American shooters in a certain Belgian "Colt" cap-and-ball pistol has confirmed what has been long known to some Pardes across the Atlantic. The Model of 1860 Army revolver produced by Fabriques d'Armes Unies de Liege ("United Arms Manufacturers of Liege") was, for the first several years of its manufacture, superior in materials and workmanship to clones made elsewhere then or since. One testament to its superiority is the fact that all parts will interchange with "originals", down to the last screw.

Of equal interest is the somewhat murky history of its origin and distribution. Some feel justified in referring to it as a "re-issue," rather

than simply a very close copy, and the debate is not likely to be closed soon. The story thus far is made up of reported fact and memory, and it is this lack of exacting information that has led me into a project to try and re-create the production and distribution history by collecting and collating information on existing examples. The story makes great reading for Colt fans, and begins over a century ago.

Colonel Sam Strikes a Continental Deal – In April 1853, Samuel Colt entered into a contract with a consortium of seven Belgian arms makers in the city of Liege for the licensed production of Colts Patent (Brevete) revolvers. These Belgian Pockets, Navies, and Dragoons were to be sold only outside the United States. Note the

agreement was never amended to include the Army Model of 1860, and the consortium would make none until 100 years later.

In 1959, with the approach of the centennial anniversary of the American Civil War (and in a time of already expanding interest in black-powder firearms), the young firearms historian and consultant William B. Edwards saw what he felt would be a huge market for the '60 Army among the thousands of re-enactors and enthusiast groups then forming. Edwards had already demonstrated his business sense in 1957-58 in negotiations between Val Forgett of Navy Arms and Vittorio Gregorelli for the manufacture of the first Navy Model 1851 replicas in Italy. The market niche for a reproduction of the Army model was still unfilled. At

that time only replicas of the '51 Navy, in either steel or brass frames, and the Remington model of 1858 were available. Edwards and colleagues quickly put together the Centennial Arms Corporation of Chicago to import and distribute a new "Army" revolver. That company would become the principle dealer for Belgian "Colts," and the number two replica distributor overall behind Navy Arms.

Production by a "Heritage" Company – Edwards and the other principals of Centennial concluded an agreement to produce the "New Army" with – who else? – Fabriques d'Armes Unies de Liège in Belgium, the modern descendant of the same company that made the original deal with Sam Colt back in the 19th

(Continued on next page)



Dillon XL 650

When you're ready to get **SERIOUS** about shooting!

STANDARD FEATURES:

- Available for all "Cowboy Calibers"
- Automatic Indexing
- Uses Standard 7/8" x 14 Dies
- Loading Rate: 800-1000 Rds./Hr.
- Comes With One Caliber Conversion
- 5-Station Interchangeable Toolhead
- Automatic Powder Measure
- Automatic Primer System
- Lifetime "No-B.S." Warranty

Dillon Precision Products, Inc. – Manufacturers of the World's Finest Reloading Equipment. A bold statement? Perhaps, but as they say, "It ain't braggin' when you can back it up." Ask the top shooters in all the action-shooting sports. They'll tell you that Dillon equipment is the best way to load mass quantities of match-quality (i.e. reliable and accurate) ammo with a minimal expenditure of valuable practice time. So, if you'd rather spend your time shooting than loading (or messing with your finicky, unreliable "Brand-X" reloader), it's time to get serious about the reloader you use. The bottom line? You can't do better than Dillon.

www.cc.dillonprecision.com
FREE Catalog C24-14690, Call 800-762-3845



OFF THE WALL Gun Carts

Suited for the Rowdiest Cowboys & Cowgirls

224 N. Howard St.
Greentown, Indiana 46936

Tel: (765) 628-2050
Fax: (765) 628-1899

"The Ultimate Gun Cart for C.A.S."

Now a SASS Affiliated Merchant



Gunther Cartwright
SASS Life Member #20136

- 7 Cart styles
- 3 Species of wood
- 7 Wheel options
- 2 Wagons
- 2 New Sheriffs Rack

E-mail: gunther@guncarts.com
www.guncarts.com

Tornado Ali

Models and Variations

Like Colt's, however, surprisingly Fabriques d'Armes Unies de Liège produced a great number of variations of the basic Colt Army Model 1860. Reasons seem to be the desire to reproduce all major known Colt models, but also the ambition to have proprietary FAUL variations and the use of existing stock of inventory. For a better understanding of the models plus sub-models/variations made between 1960 and approximately 1975, it is suggested to use barrel length as primary determinate to differentiate three basic models.

The 8" barrel variation is most often found. To date six variations are known.

- The Civilian Model is an important, but rare and early variation with "C" prefix ("C" for Civilian Model) before the serial. Civilian Models were manufactured from the end of 1960 in a separate block of serial numbers beginning with C1. Only blued/case colored finish was available with silver plated trigger-guard and back-strap, in 3-screw configuration without cuts for shoulder-stock. The cylinder sported the proprietary Centaure naval scene. Barrel marking "1960 NEW MODEL ARMY"

- Rebated, plain cylinder pistols are the exception in the USA, but represent the majority of pistols found in Europe. They have regular blue/case hardened finish with the 3-screw frame cut for stock in recoil shield and back-strap.

Three different barrel markings are known today, namely

"1960 NEW MODEL ARMY"

"1960 NEW MODEL ARMY"

CENTENNIAL TRADE MARK

CENTENNIAL TRADE MARK

"1960 NEW MODEL ARMY"

- Relatively common in the USA but rare in Europe, this variation is identical to the aforementioned one, but sports a cylinder with the proprietary Centaure naval scene (like Civilian Model) and NEW MODEL 44 between scene. Barrel marking

"1960 NEW MODEL ARMY"

CENTENNIAL TRADE MARK

followed sometimes by CHICAGO U.S.A. (for US importer Centennial Arms Corporation, Chicago)

- Centaure pistols with a Colt-type naval scene engraved into the cylinder, plus the wording ENGAGED 16TH MAY 1843 and CENTENNIAL between the scene have only been reported from the USA so far. Two types of barrel markings are known

"1960 NEW MODEL ARMY"

CENTENNIAL TRADE MARK

CENTENNIAL TRADE MARK

"1960 NEW MODEL ARMY"

- Belgians with the fully fluted cylinder, 3-screw frame with recoil shield and back-strap cut for shoulder stock, in high gloss polish "in the white" finish are very rare in the USA, but quite common in Europe. Barrel marking

"1960 NEW MODEL ARMY"

- Stainless steel versions have surfaced in Europe. Barrel marking

CENTENNIAL TRADE MARK

"1960 NEW MODEL ARMY"

Only one model has been encountered with 7-1/2" barrel, dubbed Cavalry Model in Europe: fluted cylinder, four-screw frames, serials with "F" prefix ("F" for fluted cylinder). The 4th screw or stud rather functions to stabilize the shoulder-stock. Probably only a few hundred were manufactured from late 1961 in a separate block of serials starting with F1. The only finish available was the standard blue with case color hardening. Regular accessory was a shoulder stock numbered to the gun. Barrel marking

"1960 NEW MODEL ARMY"

So-called Marshal Models have 5-1/2" barrels without barrel marking. Fluted cylinders, recoil shield, and back-strap are cut for shoulder stock and a high gloss polish "in the white" finish are standard.

- 3-screw frames are regular.

- 4-screw frames are very rare. Contrary to the Cavalry Model, the 4th screw here has a flat head without function.

(Continued from previous page)

Century. The company logo and trademark for this firearm, to be struck in the same place on the left side of the frame as was the rampant "Colt" of American manufacture, was a stylized centaur—a mythological creature with the body and legs of a horse, and the torso,

head, and arms of a man, brandishing a rifle, deliberately chosen in homage to Col. Sam's mark. To this day, the Belgian '60 Army is known in Europe as the "Centaure."

Fabriques d'Armes at this time was owned by cousins Paul and Albert Hanquet. Paul was the great-grandson of J. Hanquet, who, in

CIRCLE KB.COM



MAKER BRETT PARK
SALMON IDAHO

Made to Fit YOU
and YOUR GUNS... perfectly

Wrangling the widest selection of Old West Products on the WWW

Visit CircleKB.com to find the latest Gunleather,
Black Powder and Blank Firing Pistols, Old West Law Badges
Ghost Town Gun Cart and Cowboy Action Shooting Assessorries.

179 Lemhi Rd Salmon, ID 83467
CircleKB.com 208-756-1873

turn, was a member of the original consortium of seven gun makers who had contracted with Colt back in 1853. Edwards provided them with two Colt '60 Army originals for use as models. One had a slightly bent trigger guard, resulting when the pistol had been dropped on concrete. So concerned were the Belgians that their product match the originals in every way, trigger guards on the prototypes included the dent! This was, of course, discovered and corrected before the first revolvers were shipped.

Paul Hanquet received the first unnumbered pistol. The second one, stamped "MODEL" was presented to the then-President of Colt's with the subtle barrel engraving "ADDRESS FRED ROFF, HARTFORD, CT."

The barrels of production guns shipped to the US for distribution by Centennial bore the inscription, "1960 NEW MODEL ARMY" CENTENNIAL TRADE MARK and sometimes CHICAGO U.S.A. A few variant markings have been observed.

By the time Fabriques d'Armes ended production in the mid 1970s, only some 60,000 examples of both the US-bound "Centennials" and those produced for sale in Europe were made in various configurations, finishes, and markings. Thereafter, the company was known to have been involved in some arms

distributorship, but disappeared during the 1980s.

Copy or "Re-Issue?" – It has been established while quality of the Belgian Army model fell off in the last years of production, for most of the total produced, quality was very high. When Italian replicas, or 2nd and 3rd generation Colts themselves are compared to the Belgians, the superior quality of material and workmanship of the latter is apparent as they are made from a very hard forged steel, and the fitting is extremely close. Barrels were bored for a size .451 round ball (later Colts were bored to .457) with rather shallow button rifling. Parts, including screws, are interchangeable with 1st generation Colt Armies. Nor are they lacking in performance—shooters working with well-maintained Belgians report solid accuracy and reliability.

The Challenge: Separating Fact from Fiction – That's the more-or-less accepted "story" assembled piecemeal from old magazine articles and memory. Sure makes for a fascinating tale, but is it the truth?


It depends on how you want to see it. The facts of dates, places, persons, and circumstances were reported by well-known American and German authors in the 1960s and 1970s (see #'s 1, 4, 5, 6, & 7).

It can be shown that:


- Quality of steel, workmanship, and

(Continued on page 44)

Handlebar Doc Shooting Schools



NEW SHOTGUN KNOCK-DOWN TARGET!!!
Shot at EOT, NE Regional,
SW Regional and
Mule Camp



Shooting Schools

**Private Lessons
Group Schools
One on One Via Video
Focusing on your
individual needs**

www.handlebardoc.com
Handlebar Doc 903-732-5245 - Hunter@neto.com

VISIT THE SASS WEB SITE AT WWW.SASSNET.COM

2. Sutherland, R. Q., Wilson, R. L.: Chapter COPIES OF COLT PERCUSSION FIREARMS THE BELGIAN MODELS, in THE BOOK OF COLT FIREARMS, 137-143, 1971
3. Swayze, N. L.: Chapter VIII BREVETES AND IMITATIONS, in 51 COLT NAVIES, 8, 193-209, 1967
4. Bellingrath, C.: EIN NACHRUF, in VORDERLADERJAHRBUCH 1978, 71-79, 1978

Journals

5. BLACK POWDER GUN DIGEST: Tyler, C.: CENTENNIAL ARMS' BEGINNINGS WERE ALMOST ACCIDENTAL, RESULTING FROM SALE OF A COLLECTION, 89-91, 1972
6. DWJ: Modrau, E., Stavenhagen, H. S. v.: CENTAURE COLT – EINE REPLIKA, DIE KEINE IST!, 106-108, 1971
7. DWJ: Stammel, H. J.: CENTAURE 1960 NEW MODEL ARMY, 730-731, 1973

Posts (www.cascity.com)

8. Prinz, A.: STORM forum, Uberti Blackpowder and OT frames, #13, April 13, 2007
9. Long Johns Wolf: STORM forum, Belgium made 1860's Colt, #2, June 7, 2007

About the Author

(Long Johns Wolf, known to non-initiates as Wolf D. Niederaastroth of Hofheim (near Frankfurt), Germany, was born out on the Range in 1946, has been hitched more than 34 years, and includes a daughter and pard, Willie, the dog in his gang.

After a career in the healthcare industry, he now owns and leads a consulting company, and travels extensively throughout Europe and the US on business.

Although he's always had a certain affinity for guns and shooting, he didn't obtain his first pistol until 1974 for target shooting – an Uberti Colt 1860, which just seemed to fit his hand perfectly. He generally hits his target despite the funny rear sight notch on top of the hammer.

An early victim of the collecting virus and associated technical history infection, his focus currently is on the "period correctness" aspects of cowboy guns, Mauser C96 "Broomhandles," and Eastern European issue sidearms. He provides expert opinions for collector's licenses, shoots regularly with other German pards, and has been attending cowboy shoots in Texas regularly since 2003.)

ON THE TRAIL OF THE BELGIAN CENTAUR . . .

(Continued from page 43)

finish is superior (4, 8). All deteriorated, however, during the last years of production (4, 9);

- Interchangeability of parts with original Colt Armies has been recently confirmed (4);
- A licensing agreement with Colt from the 1850s does exist (2, 3).

Additional and intriguing questions remain:

1. Why were no Colt Brevetes made by the Belgian consortium with the Centaure logo and trademark?
2. Why did Colt not amend or extend the 1853 contract later to include the '60 Army at a time when many other Belgian-produced guns were used during the War between North and South?
3. Why can't serial numbers of the 1960 "New" Army be correlated to year of production?
4. Why are identical models in the USA and Europe serial-numbered using different schemes?
5. What variants to the basic pattern were manufactured by the Belgians?

These are some of the questions asked and objectives to be gained in my research project – THE RECONSTRUCTION OF PRODUCTION AND DISTRIBUTION HISTORY OF THE BELGIAN COLT ARMY,

aka CENTAURE, aka CENTENNIAL COLT.

Efforts to locate company records and import documents have so far been unsuccessful, and that leaves us with the painstaking methodology of bit-by-bit reconstruction by inspecting and documenting existing specimens. Ultimate success depends on reaching owners all over the USA and Europe, and in their willingness to cooperate and provide input regarding their prized revolvers. Once comprehensive information has been gathered and analyzed, and solid conclusions have been drawn, the findings will be published.

To that end, I have designed a questionnaire for owners. All are kindly invited to either FAX completed forms to +49-6192-901293 or to request a form (in Microsoft Word format, or as a scan) via e-mail to niederaastroth@niederaastroth.com. I will be happy to receive the completed survey with specific data on your individual pistol(s). Close-up digital photographs would be very much appreciated. Many thanks to all in advance for your help!

**Bibliography &
References Books**

1. Edwards, W. B.: Chapter 35 THE RAGE OVER REPLICAS in CIVIL WAR GUNS, 421-428, 1962

Back Pocket Gun Cart

"The fastest gun cart in the West"



**Quick, easy fold or take down.
No tools required.**

Holds four long guns securely.

Constructed of exceptionally strong cabinet grade 9-ply Birch plywood.

Plenty of storage, with a lift out box.

Ball-bearing 16" pneumatic tires, thorn resistant tubes are standard.

*Fold down size 16"H 23"W42"L
Take down size 9"H 23"W 39"L*

**Put your ideas to work!
Custom options available.**

See our Website for more details!

Priced at \$340.00

Coffin Maker

SASS 45346

Phone (208) 245-5630

Order or E-Mail us online at:
www.backpocketguncart.com



COWBOY ACTION SHOOTING SPECIAL SHOOTERS PACKAGE

\$\$ SAVE \$\$



MODEL 1873 LEVER ACTION RIFLE
24" BARREL, 45 LC



20" BARREL, 12 GA

MODEL 1878 EXPOSED HAMMER SHOTGUN

MODEL 1873 GREAT WESTERN II CALIFORNIANS



4 3/4" BARREL
45 LC

\$340⁰⁰
IN SAVINGS

**SASS MEMBERS:
SAVE \$340⁰⁰ ON A COMPLETE SHOOTERS PACKAGE
OF A SHOTGUN, RIFLE & TWO REVOLVERS.**

**COWBOY GUN \$5⁰⁰ ORDER DESK
CATALOG (800) 430-1310**



E.M.F. Co., Inc.

1900 E. Warner Ave., Suite 1-D, Santa Ana, California 92705

Fax: 949-756-0133
www.emf-company.com

CUSTOM MOLDED ELECTRONIC HEARING PROTECTION, FOR ALL DAY COMFORT GUARANTEED!

It's never too late to protect your hearing!
800-767-7791



ESP Electronic Shooters Protection

Electronic Shooters Protection Mountain Hawk, Inc.

15290 Gadsden Ct • Brighton • CO • 80603
www.ESPamerica.com • ESP@USA.net

Tru Ivory

by **Bar & Grips**

"Once you grab hold of Tru Ivory grips you'll never let go!"



US Firearms Model with Natural White Tru Ivory grips

US Firearms Model with Slightly Aged Tru Ivory grips

Tru Ivory exhibits a grain and color so much like real elephant tusk ivory that you will simply shake your head in disbelief as you hold a pistol stocked with Tru Ivory grips.

The grain and color goes through and through so it will never wear off. Plus, you don't have to wait for them to age as they are available in Natural White, Slightly Aged, Antique Yellow and Ultra Antique.

Tru Ivory is a truly amazing ivory substitute. Its appearance is so remarkably like the real deal that your friends and family won't believe it is a synthetic.

We invented Tru Ivory. We manufacture Tru Ivory, and we hand-carve every pair to the profile that you want. Not only that, we will custom fit them to your gun or gun parts for free.

See for yourself by visiting our website or calling for color flyers.

Call
(425) 397-3595

or visit

www.truivory.com

Available for:

Most Single Action Revolvers
Most 1911's
Bond, American & Davis Derringers
S&W J, K and N Frames
Also available as knife scales

DANIEL JOSEPH LIGHTING



**WESTERN STYLE LIGHTING,
HAND BUILT TO ORDER.**

DANIELJOSEPH.COM

MORE STYLES AVAILABLE **OR** CALL FOR A FREE BROCHURE ON OUR WEBSITE... **1-800-774-6006**

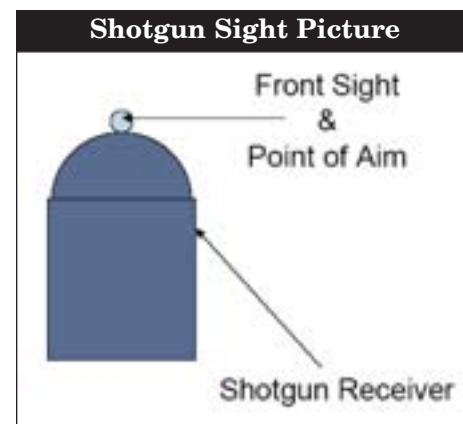
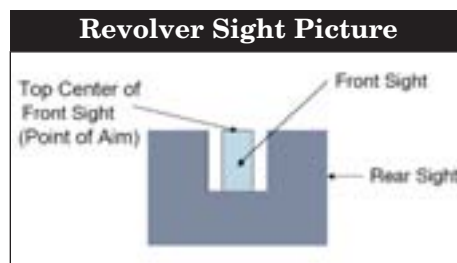
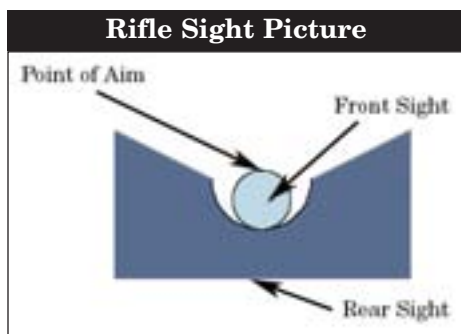


Holy Terror, SASS #15362

WOMEN, GUNS, AND GEAR

The Importance of Accuracy

By Holy Terror, SASS #15362



The absolute most important key to shooting well in Cowboy Action Shooting™ is to shoot accurately. Many new shooters have a hard time with accuracy when they first begin. There are many variables in being accurate, and sometimes people don't know everything they need to do in order to be accurate.

The first step to being really accurate is to make sure your guns actually shoot to point of aim. This means when you have the sights lined up, the gun actually shoots where you are aiming. Most guns are not accurate from the factory.

You can set the accuracy of your gun yourself, but it can be much harder than it sounds. I ask my gunsmith to make certain my guns shoot to point of aim. Gunsmiths have the tools, experience, and knowledge.

If you choose to set your gun up to shoot point of aim, then you want the point of aim to be the top of the sights. When you have the sights lined up, the shot will go to top center of the sight picture. You want the impact to be at the top of the sights rather than under it because if you are shooting at something very

small, covering the target with the sights can be too inaccurate. Make sure when the sights are lined up correctly, the impact is at the top center of the sight picture.

If you send your gun to a gunsmith to sight it in, send some of your ammunition as well. The type of ammunition can change the point of aim, so it is best to include your own ammunition when sighting in your firearms.

You want all your guns to shoot to point of aim. Pistols, rifles, and shotguns all need to be tested, and if they don't work, you need to send them to a gunsmith to be fixed. Each firearm has some unique rules that go with setting up the sight picture.

With revolvers, one thing you want to do when setting up your sight picture is to make sure you have plenty of light on each side of the blade. Most revolvers come with the width of the back notch being very close to the width of the front sight. This makes it difficult to line the sights up because there is very little light to see if it is lined up or not. It

is a good thing to have a gunsmith open up the width of the rear notch.

When it comes to the rifle, make sure you can see the sights really well. I recommend getting a good size bead you can see well in all types of light. However, you don't want a bead that is too big because then it is difficult to shoot accurately on small targets. But, if the bead is too small, then you won't be able to see it well in low light.

If you have bad eyesight, you might want to check out a peep sight. Many people like the peep sight because they can see more light through it, making it easier to line it up on the target.

When it comes to the shotgun, many people don't realize it also needs to be sighted in. In fact, you need to sight in your shotgun just like any other gun. Some people like two beads on their shotgun because it helps them line it up better. If that works for you, then by all means keep it up. Whatever you do, I suggest a big bead on the end so it is easier and faster to see.

Another thing to consider when it comes to shotguns is to install a

choke. Not all shotgun targets are set up equally, and sometimes targets are not set up so they can be knocked down with an open bore gun. There have been many instances where I have changed my chokes. If the targets are set far out and hard to knock down, or if they are flying birds, sometimes it helps to change the choke of the gun.

I know some people that say they don't need to have their guns shoot to point of aim because they can correct it themselves. I would argue against this because while you are trying to shoot a stage worrying about target order, gun order, being safe, loading your shotgun, and everything else you are thinking about, you don't really have the extra brain power to adjust for that one pistol that shoots high right. Shooting will be much easier if you know all you have to do is line the sights up, and the bullet will hit the target!

(Continued on next page)



EVIL ROY SHOOTING SCHOOL, INC.

Evil Roy - Overall World and National Champion

- Evil Roy Gun Cart
- Tapes and Books
- Lanny Basham Mental series for shooting sports
- Larry Crow Gunsmithing Tapes and DVD's
- Timers and Chronographs
- Shooting Glasses including Prescription
- Eagle Grips
- Performance Gun parts
- Hearing Protection
- Snap caps
- Gun Sleeves
- Aluminum Travel Cases
- Vihta Vuori powder
- And More

Evil Roy Pistol, Rifle, and Shotgun training DVD's available.

"New and Improved" Evil Roy and Holy Terror holster rigs and shotshell belts by Mernickle Leather.

Cimarron Firearms Dealer

Private and group shooting schools for CAS, Military or Law Enforcement

Check out the web site www.evilroyshootingschool.com

(970) 385-4141

(Continued from previous page)

Now that your guns actually shoot to where you are aiming, the next step in being accurate is knowing how to aim your guns. Many new shooters, especially women, don't know what a sight picture looks like. If you have never shot before, knowing what the sight picture looks like is not intuitive.

Make sure you know what a sight picture is supposed to look like. If you miss a lot or if you are just curious, then it is good to have someone draw it out for you. I am a very visual person, so I like to see the way things are supposed to be. I can explain it, but sometimes people just need to see it.

For revolvers, your sight should line up by having the front blade centered in the rear notch side to side. Then, the front sight and rear notch should be level across the top. If you have Colts or Colt replicas, your rear sight notch is a "v." If this is the case, you need to have your sight changed. I don't think anyone could line up that "v" to be accurate. I suggest filing out the rear sight to be a square notch.

When lining up the rifle sight, you want the bead to be centered in the bottom of the notch of the rear sight. If you see any post, then it is not lined up correctly. Some people like to see post; I do not. I think it is

difficult to determine the amount of post you need to be accurate, so to be simpler, I just set the bottom of the bead in the notch.

The shotgun sight picture is the easiest to line up, but also the easiest to mess up. When lining up the shotgun sight, you want to see just the bead. If you see any barrel, then you are aimed high, and you will miss. Another common problem people have is if your face is not down touching the stock, you will shoot high, even with a perfect sight picture. Your cheek should always be placed firmly against the side of the stock.

Now that you know your guns shoot to point of aim, and you know what the sight picture looks like, you have come to the third step in being accurate—practice. If you practice to be accurate, then you will be more accurate. I personally quite often practice with a very small target. This makes me more accurate on the larger targets, so I miss less during matches.

Being accurate is an important part of Cowboy Action Shooting™. Knowing how to be accurate is an even more important part!

If you have questions about this article, or if you have an idea or product you think should be brought to the attention of women shooters, or anyone else, please email me at:

holyterror15362@hotmail.com. ⓧ

NO OTHER BRASS COMES CLOSE

TOPBRASS

Now Available:
 ★ 45 Auto Rim ★
 ★ 45 S & W (Schofield) ★
 ★ Live Primed New Top Brass Federal Primers ★

"TIGHTER TOLERANCES" SETTING A NEW STANDARD

NOW AVAILABLE

NEW UNPRIMED	NEW PRIMED
TB Series	New TF Series
Available in 500 & 1000 qtys	Available in 500 & 1000 qtys
44 RUSSIAN	44 RUSSIAN
44 S & W SPL	44 S & W SPL
44 REM MAG	44 REM MAG
45 COLT	45 COLT
45 ACP	45 ACP
45 ACP + P	45ACP + P
NEW UNPRIMED X SERIES	NEW PRIMED XF SERIES
45 COLT BLANK	45 COLT BLANK
.140 FLASH HOLE	.140 FLASH HOLE

CALL FOR PRICING

SCHARCH MFG. INC.
800-836-4683
ORDER NOW ONLINE
WWW.HANDGUN-BRASS.COM
WWW.SCHARCH.COM




OAK TREE FRONTIER COLLECTION

THE PREACHER

www.oaktreefarms.com

888-235-9877
for wholesale only



COWBOYS & INDIAN STORE, LLC

Sometimes Shorter IS Better!

...like the line to get coffee at Starbucks, or beer at the football game, or that tool on sale at Home Depot, or the stroke on your favorite 1866 or 1873 rifle.

Your cowboy pardner just beat you by 2 seconds at the monthly match and now you have to buy him that steak dinner. "If only I'd bought that short stroke kit, he'd be buying my steak dinner" you think as you kick yourself in the butt with your spurs.

As you pay for the two steak dinners, you smile and think "when I get home, I'm ordering that C&I Special short stroke kit from the Cowboys and Indian Store. Then we'll see who buys who dinner next month."

Our short stroke kit would have saved 1-2 seconds per stage and even at an 8 stage match, you would have beat him by at least 6 seconds.

Which cowboy do you want to be?

C&I Special kit \$275, 3rd Gen short stroke kit \$160, Marlin 1 piece firing pin kit \$30 and many more parts.

1018 E. Chestnut Ave., Unit E, Santa Ana, CA 92701
Ph (714) 210-2720 Fax (714) 210-2721
www.cowboysandindianstore.com
 Visa, MasterCard, Discover, American Express



Purdy Gear, SASS Life #33315

PERIOD CORRECT KNIVES

By Purdy Gear, SASS Life #33315

as to their guns. It's a treat to see a period correct knife hanging off a shooter's belt, or tucked into the sash or belt of a gent finely kitted out for an evening's romp when Dodge City rules apply. What a kick to note a push dagger or small, slender dirk in the garter of an appropriately attired saloon girl, or a beaded sheath on a scout or warrior. It sure makes me grin when I see the folks who make a real effort to get it right.

The biggest errors among our knife-bearing SASS members are as follows:

Stainless steel. Okay, the argument remains that stainless Rugers and Colts are now available so ... so what? For those of you who opt for authenticity, high carbon steel was the steel of the time. I know there are some of you out there who go out of your way to sport Damascus, but if you look closely at actual knives of the period, they were made of plain, ordinary high carbon steel and not



While all but the bottom knife with its designer plywood handle would look period correct when buried in a deep sheath, they are all, in fact, incorrect. All of these have inappropriate guards or bolsters and their blades are hollow ground. Several have fiber spacers, also incorrect for the Old West time frame.

Damascus. Damascus was a much earlier knife steel. Once good, high carbon steel was perfected, it



Left to Right: A faux Damascus (acid-etched) push dagger, an early period antler-handled general purpose knife, a dagger with sterling handle, a later period antler-handled general purpose knife, and a very large, original Green River style buffalo Skinner. All of these would be considered to be period correct knives.

absolutely took over in the cutlery trade. I won't tell anyone that Damascus knives didn't exist, but they were certainly not the norm.

Oddly, while real Damascus was (Continued on next page)

Made by cowboys ... for cowboys!

Still searching for that final competitive "edge?" ... a fast shooting cartridge with a low, soft recoil? ... the same type of loads that the "TOP SHOOTERS" use?

This is the place!

Great Basin Cartridge Co.

Smokeless*	Black Powder**
.32 H&R Magnum 95gr ... \$14.49	.32 H&R Magnum 95gr ... \$16.49
.38 Special 125gr \$13.49	.38 Special 95/125gr \$15.49
.38-40 180gr \$20.49	.38-40 180gr \$22.49
.44-40 200gr \$18.49	.44-40 200gr \$20.49
.45 Long Colt 160gr \$17.49	.45 LC 160/200gr \$19.49
.45 Long Colt 200gr \$17.49	.45-70 300gr Plainsman.. \$24.49
.45-70 300gr (Lever)..... \$22.49	.45-70 405gr \$24.49
.45-70 405gr \$22.49	12ga 7/8 oz #8 \$14.49

Hand-crafted to precise quality specifications and using only the finest components, our products produce the performance that "Top Shooters" expect ... at an extremely affordable price.

This is NEW, factory-loaded ammunition ... NOT multi-fired reloads!

Call us toll-free at 1-888-333-3859 or visit us at **www.greatbasincartridge.com**

* Prices do NOT include Shipping & Handling ** We use American Pioneer Powder in our BP products.


XS SIGHTSYSTEMS

GET THE DROP ON 'EM

XS COWBOY EXPRESS SIGHTS

FASTER THAN GREASED LIGHTNING
TOUGH AS NAILS
www.xssights.com
888.744.4880
© 2004 XS Sight Systems Inc.

COWBOY AMMO
from Kinematics Research
....It's what you should be shooting!



This and other fine ammunition products available at

Ammo Direct LLC
Visit us on the web
www.ammodirect.com
or call toll free
1.877.266.6347

(Continued from previous page)

rare and pricey, the look of Damascus was still very desirable. As a result, some high carbon blades (and shotgun barrels) were acid etched to look like Damascus. Now that's period correct!

Hollow grinding. When you see this on a knife, it screams "modern knife." Old knife blades were all flat ground. If the knife was made of thin steel like a kitchen knife, it was ground only along the edge. On knives with thicker blades, the blade was sharpened from edge to back in a triangular wedge cross section.

Integral guards and guards only on the blade side of the knife. Integral guards are guards that are shaped into the bolster portion or handle of a knife. They are commonplace in modern hunting and skinning knives. Most old-timey knives either have no guard whatsoever, or have a full guard that juts fore and aft from the knife handle. The half guard that appears on the edge side only is a child of a much later era.

Similarly, the large, **metal bolsters** one sees on modern hunters' and skinning knives didn't exist in the cowboy era. While you see metal above the guards on Bowie knives and daggers, it should not appear on handles where there are no guards.

Red, black, or white spacers. This stuff is very much a mid-20th Century invention. Period correct

cutlery always laid handle material directly on steel.

Modern handle shapes and holes in handles for wrist loops. Old knife handles have a very distinct look. Modern-style knives are shaped differently.

The only knives I know of that had holes in their handles were peculiar to the seafaring man. The sailor's knife typically had a lanyard fitted so the knife a) would not be lost, or b) accidentally end up pointy side down in your captain's or a colleague's head while you were aloft in rough seas. (Oops!)

Modern handle material. Micarta, decorator plywoods, phenolic resins, Corian, and so forth weren't around back then. Gutta percha *is* period correct (as it is for gun grips) as is ivory, pearl, stag, antler, bone, horn, silver, and wood. German silver (aka nickel silver) was also very popular for handle fittings after about 1850.

So what's in a period knife? Styles ranged from soup to nuts on this as with many things in the Old West. One of the most correct knives of the era was simply a butcher or large kitchen knife. The **Green River knife** is probably the best example. These were mass-manufactured knives, stamped out by the hundreds from high carbon steel. The metal extended through the handle, which was simply two slabs of plain

wood riveted on. They were easily sharpened, came in useful shapes, were cheap, and were available pert near everywhere. They were carried by Indians, prospectors, trappers, cowboys, and immigrants. Their popularity even extended into common language with the phrase "Give it to 'im up the Green River." Translation: The knife blade was stuck in clean to where the Green River logo was stamped into the steel. If you're familiar with the knives, you know that was a considerable way toward the hilt and woulda been downright hurtful and damaging!

The Green River knife was popular enough and useful enough to be copied. As a result, the knife can appear with virtually any handle material from stag to fancy hardwood (bearing in mind that some hardwood species had not yet been discovered!).

Dirks, daggers, and stiletos were very common on the Frontier especially among the local tough guys, gamblers, and women of bad reputation. Some cowboys carried them, but the majority didn't, as they were not as utilitarian as the more general-purpose blades of the Green River and Bowie. Daggers were knives of offense or defense, more likely to be carried by troublemakers than honest working folk.

Push daggers were popular with the same sorts of characters as

above and for the same reasons. These were one of the few items that made their influence from West to East having been developed in California during the Gold Rush era. Push daggers were mainly diminutive knives, small and easy to hide for emergencies or evil.

Bowie knives were immensely popular with folks all over the west. With their full guards to keep fingers slipping onto the blade and a general-purpose blade shape, they were ideal knives for every sort of honest work the range had to offer. Sharpened on both sides of its tip, it was also an ideal knife for naughty doin's or as a weapon of last resort.

Folders. You don't hear much about these, but they existed and were extensively carried. Many working folks carried two knives, the belt knife for work and the folder for personal use. After all, if you were turning bull calves into steers or such with your knife, and then sat down to grubpile ... well, some fellers just didn't care for that!

Compadres. I've run outta space for now, but I'll continue on with period-correct knife leather next time our trails cross. As usual, if you have comments or complaints, you can get ahold of me at 706-692-5536 or at purdygear@windstream.net. You can also get me through the link on my website at www.purdygear.com. I'll see you on down the trail! 🐾

Competition Seating Die for Handgun & Straight Wall Rifle Cartridges

The Most Advanced Bullet Alignment Available!

- UNIQUE SPRING LOADED SEATING STEM – guides the bullet all the way into the case while maintaining positive bullet-to-case alignment.
- ADJUSTABLE MICROMETER – simplifies setting, recording, and returning to a prior setting by simply "dialing it in".
- PROGRESSIVE PRESS COMPATIBILITY – longer die body threads and oversize die mouth to ease bullet and case entry.



Available For: 9MM Luger, 38 Super Auto, 38 Spl/357 Mag, 40 S&W/10MM Auto, 41 Mag, 44 Spl/44 Mag, 45 ACP, 45 Colt/454 Casull.
Straight Wall Rifle Cartridges: 38-40 Win, 38-55 Win, 40-65 Win, 44-40 Win, 45-70 Govt.
For more information and our catalog contact:

REDDING
RELOADING EQUIPMENT

1089 Starr Road, Cortland, NY 13045
(607) 753-3331 • FAX (607) 756-8445
Visit our web site: www.redding-reloading.com



HABITAT FOR DUCKS

*By Cree Vicar Dave, SASS Life #49907
TG Sucker Creek, Michigan*



**By Cree Vicar Dave,
SASS Life #49907
Territorial Governor, Michigan**

down to the water and then swam back to the house. As I watched, to my wonder and amazement a little head appeared in the oval opening of the house. The newly hatched wood duck jumped to his mother's side. I called the Vicar's Wife over and we witnessed twelve more ducklings flutter down to their mom's side in 20-second intervals. Then they proceeded to swim into the weeds for cover. In the 15 plus years the wood duck houses have adorned our pond this was the first time we had witnessed the little ones coming out party. The adults are usually only seen early in the morning when the drake lands and swims around with



**Pair of Wood Ducks
sitting on nesting box**



**nesting box with
predator guard**

the birds of the air. I read in a bird book that sometimes more than one wood duck will lay their eggs in a nesting box and then one hen sits on them. Or, if the house is large enough two hens will nest in the same box. Even other box nesting ducks, such as Hooded Mergansers, will share a house.

Wood duck nesting boxes are fairly easy to build for anyone with appropriate tools, skills, and safety equipment. I got the plans from a forestry officer in our community.
(Continued on next page)



**nesting box mounted on
steel post**

the hen, and just before the sun sets. They are very wary of people, but have learned to tolerate us a little over the years.

Wood ducks had a rough time in the early 1900's because their natural nesting sights (hollow trees) were becoming scarce. Someone discovered they would nest in a man-made box and now they are flourishing. It says in Genesis 2:15 "And the Lord God took the man and put him in the Garden of Eden to tend and guard and keep it." (Amplified Bible) One of the best ways to care for God's creations is to make proper housing for

One Saturday morning last May I was sitting in our living room looking out the window at the beauty of nature. I always say, "Michigan in the summer is what Heaven will be like." Well, May is not quite summer, but some of its days do measure up.

We have a pond next to our home. That pond has been the best investment the Vicar's Wife and I have ever made. We receive untold hours of enjoyment observing the attracted wildlife. Back in the 1990's, I spotted wood ducks in the area. That spurred me to build wood duck houses. Since then I have installed four houses on our pond and several for neighbors and friends who live in the surrounding area.

On that Saturday morning I was referring to I noticed a hen wood duck looking out of one of the houses on our pond. This was unusual because they normally don't waste any time entering or exiting their abode. After a few minutes, she flew

Kirst Cartridge Konverter

**Easily converts your
Cap & Ball revolver to Cartridge**

**(SHOWN '51/'61 COLT NAVY) 1849 COLT POCKET
1858 REMINGTON NEW MODEL RUGER OLD ARMY**

Colorcase hardened Konverter ring & loading gate at no additional cost.

Available at:

River Junction Trade Co.Toll Free: 866-259-9172
Buffalo Arms Co.208-263-6935
Ned Buckshot's Wild West763-533-8886
VTI Gun Parts860-435-8068

**"Our Quality is Always Higher
than the Price!"**

www.KirstKonverter.com



GIVE TO THE
SASS SCHOLARSHIP FOUNDATION
 (A non-profit, tax-deductable charity)
MAKE THE DIFFERENCE!

VISIT THE SASS WEB SITE AT WWW.SASSNET.COM

(Continued from previous page)

The house plan size is around 12" wide by 12" deep by 24" high. The entrance hole for wood ducks and hooded mergansers is a 3" high by 4" wide oval. I make it around a half inch larger per chance a common Golden eye shows up. The hole should be large enough to allow access to the ducks while keeping predators out. If the entrance is cut very much larger than 3" by 4", raccoons and such have easy pickins. If you place the nest box on a wood post, a cone shaped predator guard should be installed. I place most of the houses I build on some type of steel pipe to deter predators.

The plan calls for the box to be made from 1" by 12" cedar. Pine will work, but will not last as long. I use rough sawn cedar. It can be used as it is or planed down to size. It is hard to find white cedar around here in 12" boards, so I end up using 1" by 10" when I can find it. They can be

made with narrower lumber and pieced together. A strip of quarter or half inch hardware cloth is installed on the inside front leading up to the entry hole to aid the baby ducks in climbing out. I make the sides swing out up from the bottom for easy access. The boxes should be inspected after each season, cleaned, and new red cedar shavings added as needed, around 3" to 4" will do. The box is placed 3 to 5 feet above water or ground.

If you don't have a State Forestry office in your area or have trouble locating plans, I would be happy to aid you in caring for God's Creations. For plans, send a self addressed stamped envelope to:

Cree Vicar Dave
 AKA Dave LaBeau
 5811 Groszek Rd
 Sterling MI 48659

You will be blessed with endless hours of entertainment.
creevicardave@hotmail.com

NEW

FROM THE SASS MERCANTILE

A BOOK OF PHOTOGRAPHS FROM LONESOME DOVE

PRICE: \$45.00

• Lonesome Dove is a great book that had the rare fortune of being made into a great movie. And now, through Bill Wittliff's photographs, we have a third generation of Lonesome Dove artistry.

B00050-HRD



TO ORDER
 VISIT US ONLINE AT
WWW.SASSNET.COM
 OR TOLL FREE
 1-877-411-SASS

THE SASS WOOLLY AWARDS

TO BE PRESENTED AT THE 6TH ANNUAL SASS CONVENTION



SASS will present its 6th Annual Woolly Awards aka "The Woolies" during the SASS Convention Cattle Baron's Ball in the Grande Ballroom of the Riviera Hotel in Las Vegas December 8, 2007.

The Woolly Awards recognize "Best of The Year" for SASS Affiliated Club, Annual Match, Annual Mounted Match, Territorial Governor, New Product, Merchant, and Media (TV or Movie). One bronze Woolly Award in the image of the SASS Marshal in woolies is presented for each category.



Nominations for the categories of SASS Affiliated Club, Annual Match, Annual Mounted Match, New Product, Merchant, and Media (TV or Movie) are now being accepted. Clubs that wish to nominate themselves for Best of the Year should submit a package of photos, testimonials, video, media clippings, and anything else to be considered for Club or Annual Match. To nominate a Product, Merchant, or Media, simply send in your nomination along with any material pertinent to your nominee's credentials.

Nominations must be received in the SASS office no later than October 15. Nominations should include the official nomination form found here, on the SASS Convention Web Site, or by requesting one from SASS Headquarters.

Winners of the Woolly Awards are determined by a review of the SASS Woolly Award Committee and will be announced only during the awards presentation. Nominees will be notified in advance.



OFFICIAL WOOLLY AWARD NOMINATION FORM

Nominating Contact: (Who's doing the Nominating?)

Name: _____
 Alias: _____
 SASS #: _____
 Address: _____
 City: _____
 State: _____ Zip: _____
 Phone: _____
 E-Mail: _____

Nominate the following: (Who is being Nominated?)

SASS Affiliated Club: _____
 Annual Match: _____
 Annual Mounted Match: _____
 New Product: _____
 Merchant: _____
 TV or Movie: _____

Please attach pertinent photos, video, testimonials, articles and other.

The 6th Annual SASS Convention and Wild West Christmas is produced by the Single Action Shooting Society and takes place December 6-9, 2007 at the Riviera Hotel in Las Vegas. For more information visit www.sassnet.com

Return To:
 SASS Woolly Award Committee
 95 Highway 344, Suite 7
 Edgewood, NM 87015



*Three Fingers Tequila,
SASS #61260*

THE GUNS BEHIND THE MYTH

El Paso City Marshal, Dallas Stoudenmire

By Three Fingers Tequila, SASS #61260

In April 1881, a young Alabama Civil War veteran of German ancestry, Dallas Stoudenmire, had been selected by the El Paso city government to fill the position of marshal. He was a gunfighter of considerable reputation. A young personable man in his mid-thirties, he was a striking figure. His jutting jaw and six foot two frame, in conjunction with his black frock coat and prominent frontier weapons, were an imposing advertisement of his profession. Stoudenmire had served briefly as a Texas Ranger in Captain Waller's Company B. He had served with the Fifth-Seventh Cavalry and Thirty-third Alabama regiment, General Cleburne's division; surrendered with General Joseph Johnston in the Civil War and had been paroled in April, 1865, following the end of hostilities. Dallas had drifted west after the war, and finally settled in Columbus County, Texas, not

far from Houston. During the years following the war, he had acquired a reputation as a fighter and was known to have been involved in numerous incidents, some on the thin edge of the law. His reputation as a gunfighter, and his accuracy with the six-gun, was a natural outgrowth of his turbulent lifestyle.

Dallas Stoudenmire had been marshal of El Paso for less than a week when he was involved in one of the most famous gunfights on historic record. Three local characters were embroiled in an argument over a coroner's inquest in the center of the town's main thoroughfare, El Paso Street. Words shortly led to gunfire as the only solution to the argument. When the shooting started, Dallas was enjoying a late breakfast in a nearby Globe restaurant. At the first shot, he leaped to the door of the restaurant, drawing his pistols, and he ran. A local citizen,



Stoudenmire's "belly gun" (Courtesy of Gordon Frost and Leon Metz).



Gus Krempkau, an ex-ranger of Captain Baylor's company, selected as interpreter for the inquest, was already shot and down. Seeing the remaining two combatants with six-shooters out, Stoudenmire opened fire. His first casualty was a Mexican bystander who had the ill fortune to race across Dallas' line of fire. He fell dead. Undeterred, Stoudenmire coolly shot John Hale and George Campbell, a former city marshal, the remaining contestants. The fight was abruptly over. In

almost as many seconds, three men had died under Stoudenmire's guns and Krempkau had been killed by John Hale. The violent entry of Dallas Stoudenmire on the El Paso law and order front had a most sobering effect on the unruly element. An unaccustomed calm prevailed in the lusty border town.

Stoudenmire was known to carry at least two revolvers. There is contradiction about the guns he used. Historians agree he carried two in "leather-lined pockets." One authority has the marshal packing a pair of "silver-plated .45 Colts." Famous lawman, Jim Gillett, a contemporary of Stoudenmire, presented two ivory-gripped 1851 Navy Colts, obviously too long-barreled to have been carried in any but the most cavernous of pockets, to Sul Ross University at Alpine, Texas. Gillett believed these revolvers to have been Stoudenmire's.

Gordon Frost, a prominent El Paso gun collector and author, has obtained a .44 Colt for which he has convincing authentication as having belonged to Stoudenmire. One of the rare 1871-72 transition models that bridged the gap between the 1860 .44 Army percussion gun and the 1873 Peacemaker .45, the Stoudenmire revolver has been cut to 2-7/8" barrel length, doing away with the front sight and ejector rod. Chambered for the .44 Centerfire cartridge, this seems a most likely gun to be carried in the pants pocket



Dallas's other revolver was a Smith & Wesson Model 3. I had the opportunity to borrow this handgun from El Pasoan John Rogers, Jr. These photographs are of this gun. Original handgun Model 3 Smith & Wesson .44 serial #7056

(courtesy of John Rogers, Jr. Collection)

(Continued on page 66)

6th Anniversary

SIGN UP TODAY!

**SASS INDOOR WORLD CHAMPIONSHIP
OF COWBOY ACTION SHOOTING
DECEMBER 6, 7 & 8, 2007**

SASS CONVENTION & WILD WEST CHRISTMAS



**JOIN US FOR THE
CATTLE BARON'S BALL**

**2007 SASS
CONVENTION**

RIVIERA HOTEL • LAS VEGAS

DECEMBER 6 – 9, 2007



SPECIAL RATES AND DISCOUNTS
THE RIVIERA HOTEL
MAKE YOUR HOTEL RESERVATIONS NOW
CALL 800-634-6753



INDOOR WORLD CHAMPIONSHIP
CATTLE BARON'S BALL • SASS WOOLY AWARDS
HALL OF FAME INDUCTION
TERRITORIAL GOVERNORS SUMMIT
COWBOY SEMINARS
CLASSIC COWBOY SALOON DANCE

WWW.SASSNET.COM

THE ONE AND ONLY CONVENTION DEDICATED TO SASS AND COWBOY ACTION SHOOTING

SASS CONVENTION & WILD WEST CHRISTMAS

6TH ANNIVERSARY

SIGN UP TODAY!
SASS INDOOR WORLD CHAMPIONSHIP OF COWBOY ACTION SHOOTING
SEE ENTRY FORM FOR DETAILS

RIVIERA HOTEL • LAS VEGAS

DECEMBER 6 – 9, 2007

SASS Indoor World Championship of Cowboy Action Shooting

The SASS Indoor World Championship of Cowboy Action Shooting is a three-day, nine stage shooting competition to be held during the 6th Annual SASS Convention and Wild West Christmas. Competitors will shoot provided firearms and wax bullets at steel targets in a variety of Cowboy Action Shooting scenarios. Competitors will be assigned to posses that will shoot in one of three shifts beginning on Thursday, December 6, early morning, late morning or afternoon. Shifts are broken down in to Red, White and Blue cycles and each competitor will shoot three consecutive stages per day, Thursday, Friday and Saturday. Awards will be presented on Sunday at the Convention Hall Stage.



The SASS Convention & Exhibitors

The 6th Annual SASS Convention and Wild West Christmas returns to the Riviera Hotel and Convention Center in Las Vegas, December 6-9 2007. Presented by the Single Action Shooting Society whose 75,000 members have created a cottage industry based on the American Old West lifestyle, the SASS Convention brings together all that is Old West

Cowboy and is presented to showcase the products, events and related industries pertaining to this icon of American Western Culture that is SASS and Cowboy Action Shooting. Liken it to a mini Shot Show. It's a convention with exhibitors in a fifty-thousand square foot convention hall teeming with aficionados of the sport and lifestyle.

SASS Business

The convention is also the place where official SASS business takes place. The Territorial Governor Summit will occupy several of the meeting rooms that are part of the Convention Center. SASS also conducts meeting with directors from the SASS Regionals and State Championships to further enhance SASS national shooting program.



Social Events

The social calendar of the Convention has set standards in the world of SASS. Starting on Wednesday evening, special receptions and functions are planned in the SASS Hospitality Sky Box. Each night a no-host bar is provided and special guests are invited to mix, perform and say a few words. SASS members and Convention Exhibitors are invited to gather for cocktails and hors-d'oeuvres. The private reception rooms overlook the convention floor and provide a perfect place for members and exhibitors to mingle after the convention hall closes for the evening.

Classic Cowboy Saloon Dance

The Thursday night Classic Cowboy Barn Dance adds a rousing yet casual opportunity for Cowboys and girls to cut loose and dance, mingle and socialize with the best dressed B-Western and Classic Cowboys in the country. Wear your Woolies and strut yer stuff as Syd Masters and the Swing Riders whip up traditional Cowboy swing music.



SASS Cattle Baron's Ball

The Cattle Baron's Ball is the SASS social event of the year. The Ball takes place on Saturday evening in the Grande Ball Room. The evening begins with a cocktail reception in the Grande. This is a formal event and perfect time to break out your finest clothing and accouterments.

Costume Contest & Wooly Awards

Judging for the formal Costume Contest takes place prior to the cocktail reception and the winners are presented later that evening at the Ball. The evening includes a complete dinner, no-host bar and a photo gallery to get your picture taken. Victorian dancing highlights the evening and the annual Best of The Year Wooly Awards for Club, Territorial Governor, Annual Match, New Product, Merchant and Media (TV or Movie) are presented.

Seminars & Entertainment

In addition to the exhibition hall, the convention provides a daily schedule of educational seminars, guest speakers and entertainment. Seminars are conducted by experts in the various areas of the sport and many of the most recognized competitors in the game. From gunsmiths to leather makers and reloading professionals to clothing designers, the SASS Convention has it all.



Featured ENTERTAINMENT



DAVE STAMEY

SYD MASTERS & THE SWING RIDERS

DEVON DAWSON & JESS MEADOR

BILL BARWICK

JUNI FISHER

DAVE BOURNE

MIKE MOUTOUX

Visit the SASS Web Site at www.sassnet.com or call Toll-Free: 1-877-411-SASS



Schedule of Events

WEDNESDAY, DEC. 5, 2007

SASS Conventioneer Registration
Riviera Hotel West Registration Desk 1:00 - 5:00 p.m.
Check in. Pick up your credentials and gather any schedule updates and information.

SASS Hospitality Warmer
SASS Sky Box Suite..... 5:00 - 9:00 p.m.
A private hospitality warmer to meet and greet good pals over cold drinks and hors d'oeuvres. Open only to Conventioneers. No host bar.

THURSDAY, DEC. 6, 2007

SASS Conventioneer Registration
Riviera Hotel West Registration Desk 8:00 - 5:00 p.m.
Check in. Pick up your credentials and gather any schedule updates and information.

SASS Convention Open
Riviera Hotel Convention Center
Royale Pavilion 9:00 a.m. - 5:00 p.m.

SASS Indoor World Championship - RED CYCLE
Capri Range 8:30 a.m. - 10:30 a.m.

SASS Territorial Governors Summit
Top of The Riv 9:00 a.m. - 12:30 p.m.

Seminar Tracks 1000 Series
Capri Rooms 101 - 113..... 9:00 a.m. - 5:00 p.m.

SASS Indoor World Championship - WHITE CYCLE
Capri Range 10:30 a.m. - 12:30 p.m.

Victorian Dance Lessons with Miss Tabitha
Grande Ball Room..... 1:30 - 3:00 p.m.

SASS Indoor World Championship - BLUE CYCLE
Capri Range 1:30 - 3:30 p.m.

SASS Territorial Governor Reception
SASS Governors Suite #6407 6:00 - 9:00 p.m.
Territorial Governors & Guests Only

SASS Life Members Reception
Top of The Riv Ballroom 6:30 - 7:30 p.m.
SASS Life Members are invited to a private reception with cocktails and hors d'oeuvres. Spouses are welcome. Stay for the Classic Cowboy Saloon Dance immediately following the reception.

Classic Cowboy Saloon Dance
Top of The Riv Ballroom 7:30 - 11:30 p.m.
Come in your finest Classic Cowboy attire, chaps, spurs and all for a Saloon Dance in Classic Tradition!

FRIDAY, DECEMBER 7, 2007

SASS Conventioneer Registration
Riviera Hotel West Registration Desk 8:00am-5:00pm
Check in. Pick up your credentials and gather any schedule updates and information.

SASS Convention Open
Riviera Hotel Convention Center
Royale Pavilion 9:00 a.m. - 5:00 p.m.

SASS Indoor World Championship - RED CYCLE
Capri Range 8:30 a.m. - 10:30 a.m.

SASS Territorial Governors Summit
Top of The Riv..... 9:00 a.m. - 12:30 p.m.

Seminar Tracks 2000 Series
Capri Rooms 101 - 113..... 9:00 a.m. - 4:00 p.m.

SASS Indoor World Championship - WHITE CYCLE
Capri Range 10:30 a.m. - 12:30 p.m.

Hall of Fame Induction Ceremony
Grande Ball Room..... 12:30 p.m. - 1:30 p.m.

Victorian Dance Lessons with Miss Tabitha
Grande Ball Room..... 1:30 - 3:00 p.m.

SASS Indoor World Championship - BLUE CYCLE
Capri Range 1:30 - 3:30 p.m.

SATURDAY, DEC. 8, 2007

SASS Conventioneer Registration
Riviera Hotel West Registration Desk 8:00am-5:00pm
Check in. Pick up your credentials and gather any schedule updates and information.

SASS Convention Open
Riviera Hotel Convention Center
Royale Pavilion 9:00 a.m. - 5:00 p.m.

SASS Indoor World Championship - RED CYCLE
Capri Range 8:30 a.m. - 10:30 a.m.

SASS Territorial Governors Summit
Top of The Riv..... 9:00 a.m. - 12:30 p.m.

Seminar Tracks 3000 Series
Capri Rooms 101 - 113..... 9:00 a.m. - 4:00 p.m.

SASS Indoor World Championship - WHITE CYCLE
Capri Range 10:30 a.m. - 12:30 p.m.

Miss Tabitha's Fashion Show
Royale Pavilion Stage 12:30 - 1:30 p.m.

Life Member, Renewal, & Referral Firearms Drawings
Royale Pavilion Stage 1:00 p.m.

SASS Indoor World Championship - BLUE CYCLE
Capri Range 1:30 - 3:30 p.m.

Costume Contest Preliminary Judging
Top of The Riv Ballroom 5:00 p.m.
Participants must pre-register by 12 Noon on Saturday. Walk-ups will not be considered.

SASS Cocktail Reception
Grande Ballroom..... 5:30 - 6:30 p.m.
Cocktails, piano music and conversation before the ball.

SASS CATTLE BARON'S BALL
Grande Ballroom..... 6:30 p.m.
The SASS Social Event of the Year includes dinner, dancing, and special guests. Wear your finest and be ready to dance!

Wooly Awards Ceremony
Costume Contest Awards

SUNDAY, DEC. 9, 2007

SASS Convention Open
Riviera Hotel Convention Center
Royale Pavilion 10:00 a.m. - 4:00 p.m.

Cowboy Church
(Non-Denominational)..... 9:00 - 9:45 a.m.

SASS Indoor World Championship Awards Ceremony
Convention Stage 12:00 p.m. - 1:00 p.m.

Convention Closed. See Ya Next Year!



2007 SASS CONVENTION REGISTRATION FORM ★ SCHEDULE SUBJECT TO CHANGE

- 1 • **Your Conventioneer entry** includes one free \$10 seminar for each day. You must be a SASS Member and a Conventioneer to attend Seminars.
- 2 • **Enter "F"** for your Free Seminars - one for each day - Thursday, Friday & Saturday. *Free seminars do not include Indoor World Championship or RO II Courses.*
- 3 • **Enter "X"** for all additional seminars, either Main or Spouse.

THURSDAY, DECEMBER 6, 2007

Main/Spouse	9:00am - 10:30am - RED CYCLE	
<input type="checkbox"/> <input type="checkbox"/> RED	Indoor Championship Red (8:30-10:30 - MUST register for all three days)	\$90
	<i>Mandatory Shooter Safety Meeting at 8:00a.m.</i>	
<input type="checkbox"/> <input type="checkbox"/> 1000	Making Victorian Parasols with Hurricane	\$10
<input type="checkbox"/> <input type="checkbox"/> 1001	Learn to Drape Anything You'd Like to Make: Womens - Aspen Filly	\$10
<input type="checkbox"/> <input type="checkbox"/> 1002	The History of Cowboy Action Shooting - Judge Roy Bean & Tex	\$10
<input type="checkbox"/> <input type="checkbox"/> 1003	Evil Roy Shooting Techniques	\$10
<input type="checkbox"/> <input type="checkbox"/> 1004	All Sources Are Not Created Equal - Rangy Lil	\$10
<input type="checkbox"/> <input type="checkbox"/> 1005	SASS RO I: 9:00 - 12:00	\$10
<input type="checkbox"/> <input type="checkbox"/> WHITE	Indoor Championship White (10:30-12:30 - MUST register for all three days)	\$90
	<i>Mandatory Shooter Safety Meeting at 10:00a.m.</i>	
<input type="checkbox"/> <input type="checkbox"/> 1010	Custom Hat Making- LJ Sawtooth.....	\$10
<input type="checkbox"/> <input type="checkbox"/> 1011	Learn to Drape Anything You'd Like to Make: Mens - Aspen Filly.....	\$10
<input type="checkbox"/> <input type="checkbox"/> 1012	Black Powder For Dummies- Captain George W. Baylor	\$10
<input type="checkbox"/> <input type="checkbox"/> 1013	Accessories Make the Outfit- Miz Annie Ross	\$10
<input type="checkbox"/> <input type="checkbox"/> 1014	Mounted Shooting 101 -Johnnie Concho.....	\$10
<input type="checkbox"/> <input type="checkbox"/> BLUE	Indoor Championship Blue (1:30-3:30 TGs ONLY - MUST register for all 3 days) ..	\$90
	<i>Mandatory Shooter Safety Meeting at 1:00p.m.</i>	
<input type="checkbox"/> <input type="checkbox"/> 1020	Shooting for Women - Holy Terror.....	\$10
<input type="checkbox"/> <input type="checkbox"/> 1021	Making Victorian Hats & Choosing Accessories with Hurricane.....	\$10
<input type="checkbox"/> <input type="checkbox"/> 1022	Gun Care and Maintenance- Jim Bowie	\$10
<input type="checkbox"/> <input type="checkbox"/> 1023	Where Do I Begin...Victorian Dressing - Victorian Blossom.....	\$10
<input type="checkbox"/> <input type="checkbox"/> 1024	Did You Make that Dress? Lady LaSalle	\$10
<input type="checkbox"/> <input type="checkbox"/> 1025	SASS MRO II: 1:30 - 4:30pm Prerequisite-must be MRO I certified for a min. of 6 months.	\$25
<input type="checkbox"/> <input type="checkbox"/> 1030	3:30pm - 5:00pm	
<input type="checkbox"/> <input type="checkbox"/> 1031	Scoring & Match Management - CD Tom	\$10
<input type="checkbox"/> <input type="checkbox"/> 1032	Dismantling the Ruger Vaquero - West Fargo	\$10
<input type="checkbox"/> <input type="checkbox"/> 1033	Creating Shooting Costumes-Autum Rose.....	\$10
<input type="checkbox"/> <input type="checkbox"/> 1034	Loading & Shooting Buffalo Rifles - Ol' #4	\$10
<input type="checkbox"/> <input type="checkbox"/> 1034	Successful CAS Club - Chuckaroo.....	\$10

FRIDAY, DECEMBER 7, 2007

Main/Spouse	9:00am - 10:30am - RED CYCLE	
<input type="checkbox"/> <input type="checkbox"/> RED	Indoor Championship Red (8:30-10:30)	\$90
<input type="checkbox"/> <input type="checkbox"/> 2000	Dismantling the 1897 - Jim Bowie.....	\$10
<input type="checkbox"/> <input type="checkbox"/> 2001	Custom Hat Making - LJ Sawtooth.....	\$10
<input type="checkbox"/> <input type="checkbox"/> 2002	Evil Roy Guns & Gear for the Winning Shooter.....	\$10
<input type="checkbox"/> <input type="checkbox"/> 2003	Making Victorian Parasols with Hurricane	\$10
<input type="checkbox"/> <input type="checkbox"/> 2004	Frontier Cartridge - Rowdy Yates	\$10
<input type="checkbox"/> <input type="checkbox"/> 2005	Winning Men's Shooting Costumes - Capt. George Baylor.....	\$10
<input type="checkbox"/> <input type="checkbox"/> 2006	SASS RO I: 9:00 - 12:00pm.....	\$10
<input type="checkbox"/> <input type="checkbox"/> 2007	TBA - Paul Hutton.....	\$10
<input type="checkbox"/> <input type="checkbox"/> WHITE	Indoor Championship White (10:30-12:30)	\$90
<input type="checkbox"/> <input type="checkbox"/> 2010	The Biggest Myths of the Old West - Bob Boze Bell.....	\$10
<input type="checkbox"/> <input type="checkbox"/> 2011	Learn to Drape Anything You'd Like to Make: Womens - Aspen Filly	\$10
<input type="checkbox"/> <input type="checkbox"/> 2012	Creating Shooting Costumes-Autum Rose.....	\$10
<input type="checkbox"/> <input type="checkbox"/> 2013	Shooting for Women - Holy Terror.....	\$10

Your Conventioneer entry includes one free \$10 seminar for each day for a total of three. Please place a check mark next to the seminars. Add the total and place in the Conventioneer Fees at the bottom right of the form below.

REGISTRATION FORM YOU MUST BE A SASS MEMBER TO BE A CONVENTIONEER

Alias: _____ SASS #: _____
 Name: _____ Phone: _____
 Address: _____ E-Mail: _____
 City: _____ State: _____ Zip: _____
 Spouse-S/O: _____ SASS #: _____

Territorial Governor Club(s) Represented _____
Discount applies only to Riviera Hotel Guests with minimum 2-night stay. Please make hotel reservations prior to mailing or calling in Registration Form. Registration Deadline is November 1, 2007.

Riviera Hotel 800-634-6753

Riviera Hotel Confirmation # _____

Payment Method: Check Visa Mastercard Amex Discover

Card # _____ Exp. _____

Card Holder Signature: _____

<input type="checkbox"/> <input type="checkbox"/> 2014	Scoring & Match Management - CD Tom	\$10
<input type="checkbox"/> <input type="checkbox"/> 2015	Where Do I Begin...Victorian Dressing? Victorian Blossom.....	\$10
<input type="checkbox"/> <input type="checkbox"/> 2016	19th Century Gambling - Dr. Lafitte	\$10
<input type="checkbox"/> <input type="checkbox"/> BLUE	Indoor Championship Blue (1:30-3:30 TGs ONLY)	\$90
<input type="checkbox"/> <input type="checkbox"/> 2020	Black Powder for Dummies- Capt. Baylor.....	\$10
<input type="checkbox"/> <input type="checkbox"/> 2021	Learn to Drape Anything You'd Like to Make: Mens - Aspen Filly.....	\$10
<input type="checkbox"/> <input type="checkbox"/> 2022	Accessories Make the Outfit - Miz Annie Ross	\$10
<input type="checkbox"/> <input type="checkbox"/> 2023	Dismantling the Ruger Vaquero - West Fargo	\$10
<input type="checkbox"/> <input type="checkbox"/> 2024	Creating Formal Costumes - Autum Rose.....	\$10
<input type="checkbox"/> <input type="checkbox"/> 2025	Ball Gowns for SASS - Rangy Lil.....	\$10
<input type="checkbox"/> <input type="checkbox"/> 2026	Ladies Shooting Techniques - Dixie Bell	\$10

SATURDAY, DECEMBER 8, 2007

Main/Spouse	9:00am - 10:30am - RED CYCLE	
<input type="checkbox"/> <input type="checkbox"/> RED	Indoor Championship Red (8:30-10:30)	\$90
<input type="checkbox"/> <input type="checkbox"/> 3000	Mental Conditioning - Holy Terror	\$10
<input type="checkbox"/> <input type="checkbox"/> 3001	Dismantling the Lever Gun - Jim Bowie.....	\$10
<input type="checkbox"/> <input type="checkbox"/> 3002	Saloon Gals 101: How to Get in Touch with Your Inner Floozy - Fannie Kickin Shoot, Pretty Mean Shawme, & Catawbe Kate.....	\$10
<input type="checkbox"/> <input type="checkbox"/> 3003	Creating Formal Costumes - Autum Rose	\$10
<input type="checkbox"/> <input type="checkbox"/> 3004	Did You Make that Dress? Lady LaSalle, Green Eyed Gypsy & Sweet Violet... \$10	
<input type="checkbox"/> <input type="checkbox"/> 3005	Ladies Shooting Techniques - Dixie Bell	\$10
<input type="checkbox"/> <input type="checkbox"/> WHITE	Indoor Championship White (10:30-12:30)	\$90
<input type="checkbox"/> <input type="checkbox"/> 3010	Practice Regimine - Holy Terror.....	\$10
<input type="checkbox"/> <input type="checkbox"/> 3011	Winning Men's Shooting Costume - Capt. Baylor	\$10
<input type="checkbox"/> <input type="checkbox"/> 3012	Mounted Shooting 101 - Johnnie Concho.....	\$10
<input type="checkbox"/> <input type="checkbox"/> 3013	Frontier Cartridge - Rowdy Yates	\$10
<input type="checkbox"/> <input type="checkbox"/> 3014	Ball Gowns for SASS - Rangy Lil.....	\$10
<input type="checkbox"/> <input type="checkbox"/> 3015	TBA - Paul Hutton.....	\$10
<input type="checkbox"/> <input type="checkbox"/> BLUE	Indoor Championship Blue (1:30-3:30 TGs ONLY)	\$90
<input type="checkbox"/> <input type="checkbox"/> 3020	Evil Roy Shooting Techniques.....	\$10
<input type="checkbox"/> <input type="checkbox"/> 3021	Why Our Authentic Clothing Ideas Are All Wrong - Bob Boze Bell... \$10	
<input type="checkbox"/> <input type="checkbox"/> 3022	Advanced Stage Writing - Chuckaroo.....	\$10
<input type="checkbox"/> <input type="checkbox"/> 3023	Loading & Shooting Buffalo Rifles - Ol' #4	\$10
<input type="checkbox"/> <input type="checkbox"/> 3024	The History of Cowboy Action Shooting - Judge Roy Bean & Tex	\$10
<input type="checkbox"/> <input type="checkbox"/> 3026	SASS RO II 1:30 - 4:30pm	\$25
<input type="checkbox"/> <input type="checkbox"/> 3027	SASS MRO I 1:30 - 4:30pm	\$10
<input type="checkbox"/> <input type="checkbox"/> 3028	19th Century Gambling - Dr. Lafitte	\$10

Indoor World Championship of Cowboy Action Shooting MUST BE A REGISTERED CONVENTIONEER TO ENTER

Entry Fee includes all ammunition and firearms. DO NOT BRING YOUR OWN GUNS, LEATHER OR AMMO. **Limited to the first 150 shooters.** You must be a registered SASS Convention Conventioneer to participate in the SASS Indoor World Championship of Cowboy Action Shooting. Match open to smokeless non-modern shooting categories only. You must pick your shooting slot, either early morning all three days or late morning all three days. Territorial Governors must shoot afternoon all three days. Slot switching or combining is not permitted.

- | | | |
|---|--|--|
| <input type="checkbox"/> Red Cycle-\$90.00 | <input type="checkbox"/> White Cycle -\$90.00 | <input type="checkbox"/> Blue Cycle -TGs only - \$90.00 |
| 8:30am-10:30am TH/F/S | 10:30am-12:30pm TH/F/S | 1:30am-3:30pm TH/F/S |
- Traditional Ladies Traditional Duelist Ladies Duelist Senior Duelist
 Gunfighter Ladies Gunfighter Classic Cowboy Classic Cowgirl
 Junior Boy (12-16) Junior Girl (12-16) 49er Ladies 49er Senior (60+)
 Ladies Senior (60+) Silver Senior (65+) Ladies Silver Senior (65+)
 Elder Statesman (70+) Grand Dame (70+) "B" Western Ladies "B" Western

Riviera Confirmation # _____

Conventioneer Fee **\$95** Hotel Guest or **\$115** x _____ = _____

TG Fee (includes Conventioneer fee) **\$65** x _____ = _____

Cattle Baron's Ball **\$75** Hotel Guest or **\$95** x _____ = _____

Cattle Baron's Ball - TGs ONLY **\$55** x _____ = _____

Combo Package - (Conventioneer & Ball) **\$145** Hotel Guest or **\$185** x _____ = _____

Indoor Championship **\$90** x _____ = _____

Guest Badge **\$45** x _____ = _____

Additional Seminars **\$10** x _____ = _____

RO II **\$25** x _____ = _____

MRO II **\$25** x _____ = _____



TOTAL FEES \$ _____

CARD # _____ EXP _____

SASS • 23255 La Palma Ave, Yorba Linda, CA 92887
 Call in your Registration Toll-Free 1-877-411-SASS
 Register On-Line at www.sassnet.com



SASS MOUNTED SHOOTING POINTS SYSTEM RUNS FROM END of TRAIL TO END of TRAIL

By Wildcat Kate, SASS Life #7873

The new SASS Mounted Shooting Program was implemented at END of TRAIL 2006 and had a successful first year completion. Awards were presented at END of TRAIL 2007 for High Overall Cowboy and Cowgirl, Division Winners, as well as sponsored luck of the draw prizes.

Why SASS Mounted Points? As the new and improved SASS National Mounted Shooting Program was being developed, the necessity to have a Mounted Shooting database of active Mounted Shooters was realized. By registering SASS Points, the organization has been able to document the active SASS Mounted Shooter, as well as the activities of the affiliate clubs. SASS is also able to track the division status of the Mounted Shooter, a benefit that has been long overdue. This has been a successful system in motivating affiliate mounted clubs to host SASS Mounted Shoots and for the club members to become SASS members. The SASS points system has been successful in motivating existing local clubs to affiliate with SASS.

To be eligible for points, division awards, and luck of the draw prizes:

1. You must be a SASS member in good standing.
2. Attend at least three SASS sanctioned mounted points matches.
3. Affiliated club must submit match results and points results within 14 days to the SASS office; after 15 days the points are invalid.
5. 50% or more of the competitors in the local and annual SASS sanctioned matches must be SASS members. State and above must be 100% SASS members.
6. There must be at least 10 or more competitors at a sanctioned match to qualify for points.

The points are awarded as follows:

1. 1 x points – SASS local club match or Annual Champion
2. 2 x points – SASS Stage Championship
3. 3 x points – SASS Regional Championship
4. 4 x points – SASS National Championship

5. 5 x points – END of TRAIL World Championship

SASS points are not needed to qualify for attendance at any SASS mounted activity and are recorded at no extra cost to the affiliate club. They are for you to see where you stand with other Mounted Shooters, for SASS to track division status, and for fun!

The following division winners were awarded custom embroidered Carhartt jackets:

Division

- 1 – Lefty Lemoign
- 2 – Mac the Knife
- 3 – Buckskin Doc
- 4 – Saddle Bur West
- 5 – Expressman

Ladies

- 1 – Starlight Rose
- 2 – Cinnamon Lucy
- 3 – Bad Apple Baby
- 4 – Two Gun Dana
- 5 – Star of July

Other

- Senior – Bronco Cody
- Senior Lady – Linda Belle
- Pioneer Cart – Nuevo Mike
- Buckaroo – Boodow
- Junior – Morning Dove

National High Overall Points competitors were awarded trophy buckles.

CONGRATULATIONS!

High Points Overall

- Cowboy Buckskin Doc
- Cowgirl Star of July

There were four center fire .45 caliber pistols won by luck of the draw thanks to our generous sponsors: Wildcat Kitty – Ruger Vaquero, Kid Cobalt – Cimarron, Lenda Huginkiss – Colt, and Mountie Rick – Cimarron.

Thank you to our sponsors LJ Sawtooth for an \$800 hat, Lindholm Bits and Spurs, Taylors and Company, Tonto Rim, Today's Horse Trader Magazine, Hoof Prints Magazine, and Wah Maker.

Please be sure to participate in the 2007-2008 points awards program. You don't want to miss out on this fun and exciting points chase!!

Evil Roy DVD Series

NEW

Disk IV - Handling and Transitions DVD

Item#-VD00040-000

Also available

Disk I - Pistols DVD

Item#-VD00011-000

Disk II - Rifles DVD

Item#-VD00012-000

Disk III - Shotguns DVD

Item#-VD00013-000



- Techniques and drills for all levels of CAS shooters- from novice to expert.

- Learn from Overall World and National Champion CAS shooter Evil Roy.

- His award winning techniques and drills for all levels of CAS shooters from novice to expert.

Price: \$29.95 ea DVDs sold separately



JUST ADDED!

DVD VOLUME IV
HANDLING & TRANSITIONS

Order Yours Today: Call Toll Free 1-877-411-SASS
Or order online at www.sassnet.com



END of TRAIL 2007 REVEALS TOP MOUNTED WORLD CHAMPIONS

By Wildcat Kate, SASS Life / Regulator #7873
Photos by Black Jack McGinnis, SASS #2041

Founders Ranch, NM – END of TRAIL, the Single Action Shooting Society's World Championship of Cowboy Mounted Shooting returned to the organization's 480 acre Founders Ranch in Edgewood, New Mexico. From the first day it was non-stop action and most of the Mounted Shooters participated in EVERYTHING there was to do—warm up match days, MRO courses, opening ceremonies, continuous day and night entertainment, karaoke, shopping, eating, drinking, Friday night concert, main match, Saturday night dance, Top Gun, mounted and other costume contests, and award ceremonies—Mounted Shooters made their presence known at EVERY END of TRAIL ACTIVITY!!

Clubs around the country were well represented at the Big Daddy—END of TRAIL's SASS Mounted Shooting World Championship. The turn left at the mis-

sion style entry of Founder's Ranch leads to a descent into the Mounted Shooter's world. Flags from the United States and the other participating countries lined the rails of the arena and flew freely, giving wave to a colorful welcome and an air of excitement for things to come. The seven days of bridled fun began on Monday with a beginners' Mounted Shooting clinic hosted by SASS Buffalo Range Riders; a warm up match on Tuesday, and practice fun day and Pro clinic hosted by Expressman – SASS World Overall Champion 2006, followed by two stages each day of main match competition and Top Gun Runoff on Sunday. Bringing together some of the world's best and most well-known competitors, colorfully attired Mounted Shooters, and fantastically tacked and prepared mounts, the event is always a crowd pleaser, and this

year was better than ever!

The action was fast and the excitement high when horse and rider chased the 10 balloon targets through each scoring grid. The Classic Gunfights of the Old West was the theme of the 26th annual event and stage story lines from the souvenir shooters' program accompanied each stage that focused on Western icons, images, and the historic significance of Gunfights in the settling of Wild West America. The culmination of men, ladies, seniors, cart participants, and junior Mounted Shooting talents gave it their best shot for championship titles and awards. The Mounted Shooting competition was hard fought on every level.

Each day the scores revealed who the top rider was in each Division and the close challenge

for the race to the top—high overall. The leader board changed from one rider to the next in every division. There was domination in early stages for High Overall held by William Bruce, Bufford Mc Hogg, and Duke Byrd, while the lead spread was not a run away, it was there to be held on to. Chomping at the bit and fast on their heels was Star of July, Outlaw Annie, and Hellbent Wade. Penalties accrued throughout the match were a blow to Expressman, Wildkat Mike, Buffalo Rider, Buckskin Doc, and El Paso Bob. The stages offered both an opportunity for speed and the ability to demonstrate horsemanship skill and strategy, along with shooting accuracy. After three grueling

(Continued on next page)



World Champions and Winners

OVERALL WORLD CHAMPIONS

Man William Bruce,
SASS #5
Lady Star of July,
SASS #47177
TOP GUN Calamity Lil,
SASS #11

Divisions

Division 1 Coon Trac Kid,
SASS #73685
Division 2 Hell-Bent Wade,
SASS # 18285
Division 3 Bufford McHogg,
SASS #507
Division 4 Wildkat Mike,
SASS #32916
Division 5 Duke Byrd,
SASS #71545
Ladies 1 Helza Poppin,
SASS #63973
Ladies 2 Seaside Cindy,
SASS #74695
Ladies 3 Canyon Cowgirl,
SASS #31074
Ladies 4 Wildcat Kate,
SASS #7873
Ladies 5 Star of July

Performance Horse

Junior - Owner,
William Bruce

Pioneer Cart

Nuevo Mike,
SASS #14013

Senior

S1 Jersey Kid,
SASS #287
S2 Mountie Rick,
SASS #13465
S3 Rowdy Jim Doolin,
SASS #44275
S4 Johnnie Concho,
SASS #2926
S5 William Bruce

Ladies Senior

LS 2 Ima Lopin,
SASS # 65879
LS 4 Calamity Lil
Junior Rustic Rose,
SASS #74697

Costume Contest

Best Dressed

Cowboy Dan Nabbit,
SASS #5537
Cowgirl Ima Sandy Storm,
SASS #51381
Junior Dinky Dalton,
SASS #64509
Jr Girl Morning Dove,
SASS #7889

(Continued from previous page)

days of hard fought competition, the winners emerged. Be sure to look at the detailed match results on the END of TRAIL SASS website to see just how close some division wins were and what a truly well matched competition it was.

SASS is proud to announce the "2007 END of TRAIL World Mounted Shooting Overall Champion" – William Bruce. William Bruce was a former Wild Bunch member who later formed the Cowboy Mounted Shooting Association and is credited with inventing and developing the exciting sport of Mounted Shooting. He is a longtime Arizona resident and he and his lovely wife, Calamity Lil, sell and develop real estate projects throughout Arizona. William Bruce is a ferocious competitor who holds more decorations in Mounted Shooting, as well as top honors in World and National Mounted Shooting Championship, than any other competitor in the sport. Congratulations to William Bruce and his horse, Junior, who was awarded the SASS Performance Horse for the best raw time in the main match competition.

The "2007 Ladies Overall World Champion" is Star of July. Star of July has been riding horses since she was two. The 15 year old and her family live in Aguanga, California where she will be a junior at Great Oaks High School. She used to compete in barrel racing at rodeos, but there just wasn't enough action. Then she decided she wanted to compete in her stepfather's sport, SASS Mounted Shooting. A gunsmith, July Johnson had Star of July take

NRA certified instructions and blew up photos of gun parts for Star to study. She said, "I used to get real bored, but the hard work has paid off." She spends her spare time preparing for events and captured the Overall Ladies Champion SASS 2006 National Title at Winter Range. Star of July said, "When my horse, Cruces, and I are out there, I block everything out, ride hard, and shoot straight." She was recently quoted in the local Enterprise newspaper saying, "I just want to keep going and win a World Championship." Star of July has out-shown the best of the best this last year and like cream she has risen to the top. She has been successfully competing in the ranks of the prestigious Level 5 master Mounted Shooters, and it has been a great sight for us to see. The future looks bright with our Star of July on the horizon! Congratulations, cowgirl.

We would like to extend a special thank you to all our sponsors: Wah Maker, Colt, Ruger, Cimarron, Taylors & Company, Tonto Rim, LJ Sawtooth Hats, Lindholm Brothers Spurs, Buffalo Blanks, Today's Horse Trader Magazine, Hoof Prints Magazine, The Hitchin' Post, and especially Sandia Trailers for donating the Priefert Round Pen, so the shooters can ride to town and tie up in a safe environment.

CONGRATULATIONS to all the Mounted Shooters who attended and competed at the 26th Annual END of TRAIL where we all enjoyed a spectacular Wild West extravaganza!! Thank you for your continued and loyal support to SASS!!

(Continued on page 68)

**ASSEMBLES IN MINUTES
WEIGHS 18 LBS.
FITS A CARRYING CASE 32" X 15" X 10"
REMOVABLE AMMO BOX AND WHEELS
WILL CARRY 4 LONG GUNS**

The newest innovation in GUN CARTS, combining wood and leather with present day ALUMINUM and STAINLESS STEEL, brings you a cart that weighs 18 lbs. The cart can be disassembled and placed in the trunk of your car and has individual leather gun tie in snaps allowing you to remove one gun at a time. Carts are painted with a powder coating in Mesa Tan.

CART COST \$249.95 + S/H
CALL FOR SHIPPING CHARGE
DUFFEL BAG \$39.95

CALL 561-747-7588
e-mail
papadave@bellsouth.net

**BAIKAL
DOUBLE BARREL
THE STAY OPEN FIX**
e-mail or call Page Dave
Will send you set of redesigned cocking levers for you to try. If they work send payment for \$24.95, if not send the levers back with no cost to you

WORLD CHAMPION 7 YEARS IN A ROW!

2006
2005
2002

2000 **2001** **2003** **2004**

SHALAKO
Joseph Hampton
Lampasas, Texas
SASS 24746
World Champion
SASS Shooter
- Derringer & Overall -
"SPEED, RELIABILITY & LOW RECOIL make shooting the Bond a winning combination."

SHADRACH
Rocky Sherrill
Fort Worth, Texas
SASS 9799
World Champion
SASS Shooter
- Derringer -
"The best performances are made with the best derringer... Bond."

TEQUILA
Richard Young
Flotonia, Texas
SASS 7073
World Champion
SASS Shooter
- Derringer -
"When you have the Need for Speed - Bond Delivers"

BADLANDS BEN
Benjamin Hampton
Lampasas, Texas
SASS 24747
World Champion
SASS Shooter
- Derringer -
"For accuracy, control & quality workmanship, Bond beats them all."

WAGON BOSS
Eddie Abraham
Canadian, Texas
SASS 20429
World Champion
SASS Shooter
- Derringer -
"A Bond derringer & a royal flush... They can't be beat."

The Finest In Double Barrel Protection. BOND ARMS www.bondarms.com
817-573-4445 - Granbury, Texas



THE BRIDGEPORT RIG™ IS BACK!

By Will B. Faraway, SASS #66494

Most holsters are a type we could call "conventional," as they are variants of sheaths; a pocket the



Jake Slade is about to shoot with the pistol still in the Bridgeport Rig™.



The Bridgeport Rig™ shown here before attachment to a belt. The plate gets attached to the belt securely by four rivets.

revolver is dropped into and from which it has to be drawn from before the shooter can aim and fire. Now, as fast as the modern gunfighter rigs are, a long time ago there was another way to carry revolvers, and it may have been even faster! It was known as the "Bridgeport Rig™." The Bridgeport Rig™ was not a holster as we know it. It was a fork-shaped, spring loaded belt clip riveted to a gun belt. The revolver, usually a Colt SAA, got a special hammer stud

with an enlarged mushroom shaped head that slipped into the fork of the belt plate. This allowed the gun to swing freely at the shooters side, absolutely in the open.

I first heard about such a rig back in the early 1960's in Elmer Keith's classic work, "Sixguns by Keith." He refers to a similar rig made as a contemporary replica of the Bridgeport Rig™ by Jesse Thompson. Keith thought this was



Here's what a Colt 4-3/4" SAA looks like hanging in the Bridgeport Rig™.



This is the special hammer stud shown installed in a first generation Colt SAA.

the fastest quick-draw rig he had ever used.

The real Bridgeport Rig was the 1882 invention (U.S. Patent #252448) of Louis S. Flateau, a Texan. He called his device a "pistol and carbine holder." Louis approached the US Army and 500 of the rigs were tested in 1883 field trials by units in the Southwest. The name we know came from the fact they were made by the

(Continued on next page)

MODEL 1860 & 1892 LEVER ACTIONS INVENTORY CLOSE-OUT SALE

CASEHARDENED 44/40, 20"

\$\$ SAVE \$\$ LIMITED STOCK

~~\$510~~ Now \$435

ALL BLUE .357 MAG, 20" RIFLE

~~\$580~~ Now \$420

BRASS FRAME .357 MAG, 20"

~~\$475~~ Now \$400

ALL BLUE 44 MAG, 20" CARBINE

~~\$480~~ Now \$360

1860 HENRY RIFLE STEEL 45LC, 24"

~~\$1,140~~ Now \$945

ORDER DESK (800) 430-1310



E.M.F. Co., Inc.

1900 E. Warner Ave., Suite 1-D, Santa Ana, California 92705

Fax: 949-756-0133 www.emf-company.com

FRONTIER CLASSICS



AUTHENTIC OLD WEST CLOTHING

www.frontierclassics.net

A division of Advantage Apparel Company, 264 Second Avenue, Moundville, AL 35474

Best Deal in the Cowboy Shooting Industry

The Rio Bravo
\$350.00

Angled and positioned for fast release



Includes Hammer Thong & Tie Down

Holster locks down onto cartridge belt

Also available at these select Cowboy stores

J.B. Hickok Emporium, AZ. (928) 445-6336
 Tonto Rim Trading Company, IN (800) 242-4287
 Wild Bill's Western Emporium, CA (619) 593-3999

(951) 304-2745

M. Shelhart & Co. Inc.
 26664 Pierce Circle, Ste C Murrieta, CA 92562



SALUTE
 PRODUCTS INCORPORATED



AR500 STEEL TARGETS THAT AUTOMATICALLY RESET!

www.saluteproducts.com

To see complete catalog 503-617-7595

Custom Target shapes available Email: sales@saluteproducts.com

(Continued from previous page)
 Bridgeport Gun Implement Company in Connecticut. Hartley and Graham in NYC supplied the rigs to the Army at Rock Island Armory, who assembled the belt clips onto gun belts.

Turns out the Army didn't care much for the "holders" and for reasons that are obvious. They offered no protection from the elements, and the revolvers, hanging loose, got tangled in gear and fell out while the owners' hands were otherwise busy. Later, some of the devices were sold commercially. The author of *Packing Iron* suggests these rejected military rigs were possibly the only civilian supply. A few Bridgeport Rigs™ pop

up in old photographs. The title just cited shows some of these. One noted user was James B. Gillett who refers to having used two of these rigs in the early 1880's while El Paso's Chief of Police.

The belt-plate is riveted to a gun belt with prongs forward, and the revolver is inserted by sliding the head of the special hammer stud back into the prongs. In place in the clip, the pistol hangs at the ready with its muzzle down. All the shooter has to do is grab the grip and push forward to draw. Another way the Bridgeport Rig™ can be used is not to draw the gun at all, rather to fire from the hip. Leaving the gun inside

the spring clip, the gun is gripped and the handle is tilted down until the muzzle comes up on target, the hammer cocked, and the gun fired while it is still on the hip.

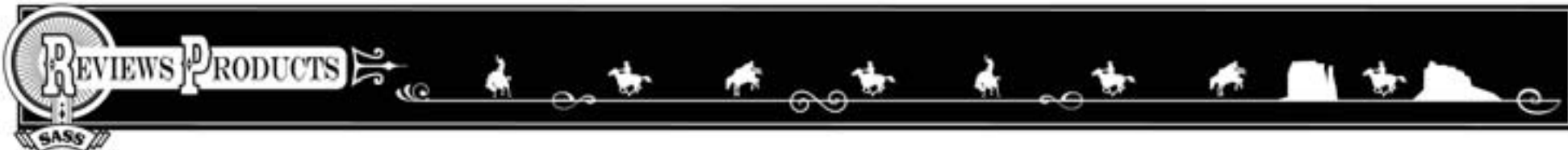
The famous Bridgeport Rig™ is about to make a re-appearance, thanks to Wisconsin artisan Michael Pugh of Racine. Pugh sent me some of his prototypes to experiment with a while back. Since then friend, Jake Slade, SASS #5965, and I have been experimenting with them. These new reproductions are made close to the originals and seem to be made with good quality. Mike plans to have special "mushroom-head" hammer studs available to fit Colt SAA

1st and 2nd generation, and USFA; Cimarron Model P/Uberti Cattleman, and Colt SAA 3rd generation. The hammer stud enters these models from the left, so they are intended for right-handed draw. There may be a stud in the future for the 1878 Colt Double Action Army, but since the hammer screw enters from the right, it will be a left-handed draw only. The Bridgeport Rig™ belt plate is fastened to the belt by four rivets and is not mounted in the same place as a regular holster would be, as the angle of the rig would too extreme to function well. Pugh says they work best mounted almost waist high on

(Continued on page 66)

WWW.COWBOYPREACHER.COM

Cowboy Church for Cowboy Action Shooters



Tuolumne Lawman,
SASS #6127

EMF/PEDERSOLI "COLT LIGHTNING" PUMP RIFLE ~ PART 2 ~

By Tuolumne Lawman, SASS# 6127



EMF/PEDERSOLI LIGHTNING PUMP RIFLE

I have always fancied the Lightning, but could never find one that worked—at least in a price range I could afford! When General Grant at EMF told me they were going to be marketing the new Lightning pump rifle for Pedersoli, I was very interested. In fact, to say I was excited at the prospect of getting

the Lightning to do an article is an understatement.

The version I chose to evaluate was a 20-inch round-barreled carbine model in .45 Colt. When it arrived and I opened it, my first impression was "What a beautiful gun!" It is striking in appearance. The bluing is a deep, highly polished blue-black, very even, and is excep-

tionally well done. The metal-to-metal fit is excellent, absolutely 100%. The action is light and as smooth as silk, yet secure with a tight lock up. The 20-inch round barrel appears to have a slight taper, with a full-length magazine tube

(Continued on next page)

Currently the Italian firms of Davide Pedersoli and A. Uberti are now starting to produce their own versions of the Colt Lightning. Of these, EMF has chosen to import only the Pedersoli version. This decision was based on Davide Pedersoli's long-standing reputation for both extremely high quality and for excellent customer service. It was a very good choice, based on the fact that the Pedersoli Lightning pumps feed and function as they should.



FOUR BUCKS & CRAZY RED

SASS 2006 ALASKA STATE CHAMPIONS



"The bullet with the 'ding' cast in!"

CowboyBullets.com

Call us: 1 (866) 4-Bullet(s)
1 (866) 428-5538

To Order: www.cowboybullets.com

Unsurpassed Quality

125 Models! *Call for Catalog!*

High Quality Leather Sheaths

Available in Stag, Kraton, Cherrywood or White Micarta

Ph: 480-786-9334 • www.katzknives.com • Fax: 480-786-9338

Want More Shooting? Get some *USPSA Action!*



For More Information:
www.uspsa.org
Or Call:
(800) 995-5646



Take It To The
Next Level . . .

You're already a skilled SASS competitor. You hit what you aim at, and aren't afraid to shoot under time pressure. Ever wonder what you could do with modern equipment? USPSA invites you to come find out.

USPSA's specialty is pistol, but increasingly, we're hosting rifle, pistol, and shotgun events — places where SASS shooters could show us a thing or two. No matter

where you go, the action is fast, the targets are (usually) big, and our volunteer clubs are among the very best. There's a reason USPSA club shooters have long dominated the action pistol events, including Steel Challenge, IDPA, ICORE, and the Masters. — Come find out what our organization can do for you!

(Continued from previous page)
that holds 10 rounds. The front end of the barrel and magazine tube are held together by a standard carbine type barrel band.

The rear sight is really interesting. It is a ladder sight almost like the original Lightning and Winchester carbine sights, with one twist—when folded down, it has a small but sufficient semi-buckhorn rear sight with an ample square bottom notch that lends itself to an excellent sight picture. It is a little beefier than the original carbine sight; however, almost like a “mini-Sharps” ladder. When elevated, it is

indexed to 800 yards, which is probably a bit optimistic! The cross piece is spring loaded, so it will not slip when set at an elevated setting. Overall, it is absolutely the nicest factory rear sight I have ever seen on a Cowboy Action Shooting™ main match rifle. The front sight is a simple tapered blade, rounded on the front, and flat at a 90-degree angle to the barrel on the rear towards the shooter. This makes for a very crisp front sight picture.

The fore-grip is a really nice one-piece type of figured American walnut that duplicates the original Colt cocking piece. The forearm has

sharp, cut checkering to help maintain the grip of the cocking hand. This is especially appreciated when cycling the action quickly. The buttstock also appears to be American walnut. It has a clear, straight, and even grain. The wood finish is a little brighter than a semi-gloss, but not really shiny like a varnish finish. It is almost like a quality, hand rubbed, tru-oil finish in appearance. The fit and finish of the wood is 100%. The butt-plate is a steel, almost crescent carbine type. This Lightning pump rifle lives up to Pedersoli's pedigree of quality firearms.


Overall, I cannot tell the differ-

ence between an original Colt Lightning, and the Pedersoli copy. I spent some time comparing it to Hanging Judge Hemp's original, and there were no noticeable external or functional differences. Just like the original Lightning, loading and operation of the Pedersoli Lightning is different than any lever gun. Unlike a lever gun, the Lightning must have the action open and to the rear to load the magazine. After the action is opened, rounds are inserted into the loading gate on the right side of the receiver, just like lever guns. The Pedersoli Lightning has a very stiff

(Continued on page 65)

Cochise Leather

Reproductions from the Frontier West Era



Quality Custom Leatherwork at Affordable Prices

- Chaps/Chinks • Saddlebags
- Ranger Belts • Cuffs • Spur Straps

Cochise, AZ • (520) 826-1272

See these and *MUCH MORE* on our
Website: www.cochiseleather.com

NUMRICH GUN PARTS CORPORATION presents... CATALOG #29



...the only source you'll ever need for current, obsolete and military gun parts, gunsmith supplies, military surplus and shooting accessories.

This latest edition is over 1,200 pages and features more than 180,000 individual items, over 500 schematic drawings and parts lists, and a store brand name to original manufacturer cross reference.

ITEM#PU-29 \$14.95

U.S. Orders: Shipped bulk mail. Shipping charges included.
Foreign Orders: Shipped air mail (30 day delivery) or surface (90 day delivery).
Shipping charges additional.

We carry products for hundreds of manufacturers, such as Heckler & Koch, Colt, High Standard, Ruger, Marlin, Mauser, Mossberg, Remington and Savage. Also SigArms, Uberti, AMT, Benelli, and the full line of Glock parts.



Order Toll-Free: 866-686-7424 • Toll-Free Fax: 877-GUNPART • Web: e-GunParts.com



WHAT'S YOUR OUTFIT?

Arizona Tom, SASS Life #30872, TG

I live in Europe, and I love Cowboy Action Shooting™!
For Cowboy Action Shooting™ I



dress as a Sergeant in the US Infantry. The rifle I am holding is a replica Sharps 1859 "Berdan" with double set triggers in .54 caliber. Fam. Chiappa of ARMI Sport Chiappa in Italy made this rifle for me, and I have successfully used it for 500 and 800 yard long range shooting. My other guns are two Colt Navies in .44 caliber made by FILLI PIETTA in Italy, a replica Winchester 1873 by UBERTI, Italy, and an original side-by-side shotgun manufactured by Husqvarna, Sweden in 1880.

I chose this outfit because I am an American ex-GI currently living in Europe. I served in the 2nd Battalion, 48th Infantry in 1965/66 during the "Cold War." I was stationed in Gelnhäusen, Germany, an area then known as "the Fulda Gap." I was sent from there to Viet Nam with the 173rd Infantry Brigade, (Airborne) for a rather "extended" term as well ...

In real life I am now retired and live in Croatia near the Mediterranean Sea with my lovely lady, Busted Arrow, SASS #58975. We organize as many Cowboy Action Shooting™ events over here as we can and promote our wonderful sport to the best of our ability.

I am proud to wear a uniform representing the free world, and those "Stars and Stripes" are prominently displayed on my truck everywhere I go. Both of my sons are upholding the family tradition—one paid the price for freedom in Kuwait in 1991; the other is now putting on his uniform and will be deployed to Afghanistan early next year. ♫

Finest Quality Holsters and Belts Since 1889

EL PASO SADDLERY CO.

Why buy a reproduction, when you can get the real thing?

HAND CARVED CHEYENNE RIG

Our classic variation of the rig made by F.A. Menna in Cheyenne, Wyoming during the 1880's and 1890's

- lined holster
- holster features hand sewn toe plug
- 3" wide moneybelt
- full loops standard

Available for Colts, Colt Clones, Vapors and Blackhawks

Holster and Belt	\$395
2 Holster and Belt	\$545

#44 OUTFIT

The half-breed holster and rough out moneybelt we made for John Wayne for use in the "Shooting".

- lined holster (lined using "roll over" method for easy reholstering)
- open muzzle and hammer thong standard (leg thong on request)
- 2 1/2" wide roughout moneybelt
- crossdraw available

Available for most Single Action and Double Action (3" to 7 1/2" barrels)

Holster and Belt	\$170
2 Holster and Belt	\$225

RIO GRANDE RIG

Our "no frills" frontier reproduction, designed for the cowboy action shooter anxious to make an impact.

- 2 3/4" wide cartridge belt
- 24 loops centered (.44-.45 or .38-.357)
- crossdraw available

Available for Colts, Colt Clones, and Vapors.

Holster and Belt	\$120
2 Holster and Belt	\$165

Telephone orders: (915) 544-2233 • Fax (915) 544-2535
2025 E. Yandell • El Paso, Texas 79903
**we accept all major credit cards.*

Full color catalog \$5.00 Made in Texas with Premium Grade Saddle Leather.

River Crossing

Your source for custom-made Old West clothing!

Michael J. Guli
a.k.a. Mad Mountain Mike SASS #4385 Life Member/Regulator

Bellvue, Colorado 1-888-RIV-XING 970-221-2992
www.rivercrossinginc.com rivercrossinginc@att.net

LOLO

Sporting Goods

1026 MAIN ST.
LEWISTON, IDAHO 83501
PHONE 208 - 743-1031
FAX 208 - 743-1352

- ★ Priming & decapping tool & crimp dies for MAGTECH brass shot shells
- ★ Cowboy guns & Reloading equipment
- ★ Horse blanket & gun carrying cases
- ★ Carpet Bags

(Located in historic downtown Lewiston, 1st Capital of Idaho territory)

www.lolosportinggoods.com

PROPRIETORS: STEEL NOBODY & NOBODY'S ANGEL
SASS#10716 SASS#56684

EMF/PEDERSOLI "COLT LIGHTNING" PUMP RIFLE . . .

(Continued from page 63)

magazine spring, no doubt to help with feeding. Because of this stiff spring, and the fact that the shells must be pushed far into the receiver, a loading stick is a really good idea. Once the magazine is fully charged, the action is then closed on an empty chamber. As the lifter is already in the upper position when the cartridges are loaded, no round is forced into the chamber. The hammer is then lowered onto the empty chamber by first placing your thumb over the hammer, pulling the trigger, then slowly lowering the hammer all the way down.

To chamber a round and fire is simple. Pull the "off-hand" holding the fore-grip to the rear several inches, and then slide it back forward. This cycles the action, cocks the hammer, and chambers a round. The slide is now locked until the trigger is pulled and the hammer falls and fires the cartridge. The slide is then free to be pulled to the rear, just like on an 1897 Winchester. (This is a benefit to 1897 Winchester shooters, as both long guns use the same muscle memory to cycle) This action can be repeated by the average shooter MUCH faster than a lever gun! If you want to cycle the action when it is cocked with a live round in the

chamber, there is a release lever on the forward face of the trigger guard. Depressing it unlocks the action, and allows it to be cycled without pulling the trigger and dropping the hammer. I understand this feature is copied from early models of the original Colt Lightning, though it was omitted on later production guns.

This slide action is an advantage, as this maneuver can be done with little or no disruption of the shooting hand and sight picture. The shooting hand and index finger remains on the grip and the trigger throughout the whole process! You are able to maintain target acquisition and sight picture 100% of the time while cycling the action.

The Pedersoli Lightning is currently offered in .45 Colt and .44-40. They are available with both round and octagonal barrels in 20-, 24-, and 26-inch lengths. The blued finish is standard, though some models can be had with color case hardened receivers.

AT THE RANGE

Considering the reputation of the original Lightnings (and many reproductions) not to cycle reliably, I thought I would see how it fed action proving dummies before I even went down to my range below my house. I took the Lightning into the den, and

Cowboy Action Shooters

★ HOLIDAY HANDGUN SPECIALS ★

LIMITED TO QUANTITIES ON HAND

<p style="text-align: center; font-weight: bold; font-size: 0.8em;">GWII STAINLESS STEEL</p> <p style="text-align: center; font-weight: bold;">Now \$490 \$600</p> <p style="text-align: center; font-size: 0.8em;">357 Mag. 5 1/2", 7 1/2"</p>	<p style="text-align: center; font-weight: bold; font-size: 0.8em;">GWII STAINLESS STEEL</p> <p style="text-align: center; font-weight: bold;">Now \$520 \$640</p> <p style="text-align: center; font-size: 0.8em;">357 Mag. 45LC. 7 1/2"</p>
<p style="text-align: center; font-weight: bold; font-size: 0.8em;">GWII SS EXPRESS</p> <p style="text-align: center; font-weight: bold;">Now \$485 \$640</p> <p style="text-align: center; font-size: 0.8em;">357 Mag. 45LC. 4 3/4"</p>	<p style="text-align: center; font-weight: bold; font-size: 0.8em;">GWII CALIFORNIAN EXPRESS</p> <p style="text-align: center; font-weight: bold;">Now \$379 \$490</p> <p style="text-align: center; font-size: 0.8em;">357 Mag. 45LC. 4 3/4"</p>
<p style="text-align: center; font-weight: bold; font-size: 0.8em;">1894 BISLEY</p> <p style="text-align: center; font-weight: bold;">Now \$360 \$460</p> <p style="text-align: center; font-size: 0.8em;">GWII 45LC. 7 1/2"</p>	<p style="text-align: center; font-weight: bold; font-size: 0.8em;">1873 HARTFORD SAA</p> <p style="text-align: center; font-weight: bold;">Now \$370 \$450</p> <p style="text-align: center; font-size: 0.8em;">38/40. 4 3/4"</p>

Save Another \$5⁰⁰ Per Gun When You Buy Two Or More Guns.

ORDER DESK (800) 430-1310

E.M.F. Co., Inc.

Fax: 949-756-0133
www.emf-company.com

1900 E. Warner Ave., Suite 1-D, Santa Ana, California 92705

Rudy Lozano

Black Hills Leather

— Custom Made Gun Leather Art —

Attention Cowboy Action Shooters!

The Black Hills Bandito Rig—
The best demand the best!

Custom Made Gun Belt & Holster Rigs

Individually Hand-crafted Plain, Border Tooled or Hand Carved. Made from the finest Vegetable tanned leather available. Many models to choose from. All of our rigs are designed and patterne after rigs worn in the Wild West. They are fully, smooth leather lined, hand tooled, and available in Russet, Dark Chestnut and Black.

The Black Hills Bandito Rig

This rig has been tested in the field by the owner and SASS shooter Black Hills Bandito and many other competitors. This is a rigid gun belt rig with metal reinforced holster and flare tops. This is the ideal rig for all those competitors that require speed.

Model Number: BHB	Item	Price
	Double Rig	\$389.95
	BH86	\$149.95

Send \$5.00 for a color brochure or visit our web site.
www.blackhillsleather.com

We also make accessories to match the rigs or sold separately

Black Hills Leather

410 West Aurora • Laredo, TX 78041 • Toll Free: (877) 712-9434
Information Only: (956) 795-0224 • Fax: (956) 712-8330
E-Mail: bhills@lmtonline.com

dug out about a dozen dummy .45 Colt rounds from my loading chest. These were inert rounds I loaded up with different brands of brass and bullet weights (230 and 250 grain). I fed them into the magazine of the Lightning and hoped for the best. Clack, clack, clack, clack, clack! One by one they fed smoothly through the action, ejecting perfectly, and making a pile by my feet. No malfunctions. I retried this drill with six or seven magazines full, each time cycling the action at different speeds and intensity. Once again, zero failures to feed, every one fed, and ejected smooth as silk! This seemed too good to be true. Now I really couldn't wait to take it to the range!

At the range the Pedersoli Lightning really showed its stuff. The first match where I used the EMF Lightning was the August Macoupin County Regulators match outside of Bunker Hill, IL. It was my first Cowboy Action Shooting™ match after moving to Southern Illinois. One Good Eye, Polish Cowgirl, Ellie Oakley, and all the rest of the Posse made me feel very welcome, and right at home. On the first stage, I used my trusty .44-40 Iron Frame Henry Military Model, as I did not want to take a chance on using an unproven rifle on my first stage at a new club. If it malfunctioned (as some varieties of Lightning clones are known to do), it would not have

been a good first impression.

On the second stage, however, I took the plunge and switched to the .45 EMF/Pedersoli Lightning carbine. WOW! What a gun. It cranked off the rounds like a semi-auto and thumped the targets every time. I shot the remaining four stages clean with the fast, little carbine. I was able to accurately empty the magazine on the Lightning in less than half the time it took me to empty my 1860 steel frame Henry Military model! This was done with relative ease, as being able to maintain the strong hand position and sight picture with the pump action naturally leads to quicker repeat shoots.

The only one failure to feed I experienced the entire time I had the test gun was when I short-stroked the action in my excitement during the final stage of the match! To be fair, though, on my posse alone I saw several 1892 shooters short stroke their rifles and have failures to feed. In fact, about the only rifle that won't generally fail to feed on an unintentional short-stroke is the Winchester toggle link models: 1860 Henry, 1866, 1873, and 1876.

As for accuracy, the Pedersoli Lightning was outstanding. I used Jeff Hoffman's Black Hills factory .45 Colt 250 grain ammo, which I consider to be the "gold standard" of Cowboy Action Shooting™ ammo. I

(Continued on page 71)

THE GUNS BEHIND THE MYTH . . .

(Continued from page 52)

of a knowing gunman of the 1880s. Trimmer, with fewer projections to catch on clothing than 1873 Models, the Frost gun is said to have been removed from Stoudenmire's pocket at the time of his death and is persuasive evidence not all westerners chose the Peacemaker Colt.

Smith & Wesson pioneered the use of metallic cartridges, and by 1870 they had developed their Model #3, initially introduced chambered for the .44 Henry Rimfire. The U.S. Army told them some contracts might be forthcoming if they altered the ignition system to centerfire. They did this with little other change to the cartridge. Eventually the round gained the name ".44 American."

The government was as good as their word and bought 1,000 S&W Model #3s with 8" barrels. They were issued to cavalry regiments around the frontier, and saw much service. In fact, modern archeology has proven no less than four Smith & Wesson Model #3s in .44/100 caliber were fired during the Battle of the Little Bighorn in 1876.

The Russians liked S & W's new revolver, but not its cartridge. They redesigned it, and then proceeded to order hundreds of thousands of revolvers chambered for it during the 1870s. As things turned out, the

Russian design was superior to S&W's, and the .44 American was soon dropped. The .44 S&W Russian cartridge became the father of the .44 S&W Special and the grandfather to the .44 Remington Magnum.

According to a Winchester catalog dated 1899, they loaded the .44 American round with a 205 grain bullet over 25 grains of blackpowder, and the .44 Russian with 255 grain bullet over 23 grains of the same.

The term "Model 3" refers to the largest frame size used by S&W to produce its full sized top-break cartridge revolvers. The model line began in 1870 with the introduction of the S&W American – the first commercially successful large bore centerfire cartridge revolver. Large military contracts from the Russian government encouraged a series of redesigns during the 1870's, resulting in the configurations known as "Russian Models." Between 1875 and 1878, the US military purchased Model 3s of the Schofield pattern. In 1878, S & W discontinued its other Model 3 variations in favor of a much-improved design they called the New Model Number Three. In just a few years, a double action model was introduced, known, logically enough, as the .44 D.A. In all it's variations, the Model 3 was the



Tandy Leather Factory
The World's Largest Supplier of Leather & Leatherworking Supplies
(SASS Corporate Member #69180)

**WE MAKE THE PATTERNS,
YOU MAKE IT GREAT!**
Full-Size Tracing Patterns,
Detailed Illustrations & Instructions
Guarantee Your Success!



#6055-00
Make a Holster
to fit any Pistol.



#6042-00
Features 25 patterns for
Holsters & 5 for Gun Belts.

VISIT YOUR LOCAL
TANDY LEATHER FACTORY STORE

FOR A STORE LIST
VISIT US @
WWW.TANDYLEATHERFACTORY.COM

FOR YOUR FREE CATALOG WRITE:
DEPT. 7CC-J,
TANDY LEATHER FACTORY
P.O. BOX 50429,
FT. WORTH, TX 76105
or e-mail:
djones@tandy-leather.com
and mention 7CC-J

HARRIS PUBLICATIONS PRESENTS

GUNS OF THE OLD WEST




A quarterly publication
covering the guns, the gear and all the excitement of Cowboy Action
Shooting - the nation's fastest growing gun sport.

Take six issues (a year and a half
subscription) at **over 50% off** the
newsstand price!

888-2COMBAT

Only

\$27⁹⁷

(US Funds)
(Add 30% Canadian,
100% foreign)

gunsoftheoldwest.com

most produced and most copied large frame cartridge revolver model of the 1870-1898 era.'

Works Cited

- Egloff, Fred R. *El Paso Lawman G.W. Campbell*. Creative Publishing Company, College Station, Texas, 1982
- Gillett, James B. *Six Years with the Texas Rangers*. New Haven, Connecticut: 1925
- Mangan, Frank, *El Paso in Pictures*. The Press/El Paso, 1971
- Metz, Leon, *Dallas Stoudenmire: El Paso Marshal*. University Oklahoma Press, 1979
- Metz, Leon, *Turning Points in El Paso Texas*. Magan Books, 1886
- McHugh, Justin, Chavez, Chenoa, Montoya, Isela *Marshal Dallas*

Stoudenmire Terrorized Town.

Borderlands, El Paso Community College,

Pavia, Elisa, Guerrero, Omar,

Williams, Julie, Ovar, Jeremiah,

James Gillett Showed Courage in

El Paso. Borderlands, El Paso

Community College, 2004-2005

Skelton, Skeeter, *The Gunmen of El*

Paso. Shooting Times Magazine,

1969

(Three Fingers Tequila is the Chief of

Police at the Federal Reserve Bank of

El Paso. He has been in law enforce-

ment since 1974. An El Paso native,

he joined the El Paso branch in 2002,

after a brief (27 year) stop with the El

Paso Police Department. He contin-

ues to research the early law enforce-

ment years in El Paso.)

THE BRIDGEPORT RIG™ IS BACK! . . .

(Continued from page 61)

the belt, just above the pocket on your jeans.

Wearing a revolver in one of these rigs is entirely different from carrying a revolver on the hip in a conventional holster. I had a disconcerting feeling wearing a revolver that is open for all to see. As you walk, you are conscious of the gun swinging on your hip out there in the breeze, so it takes some getting used to! Several folks came up to me at the range to ask about the rig, and a few of them said it just didn't "look"

safe. I share their opinion. Watching someone walk while wearing a revolver in one of these rigs is intimidating; that muzzle swinging around doesn't look safe.

My 4-3/4" Colt .44-40 SA hangs at about the same angle as with a Lawman style holster, like Bianchi No. 1. The muzzle hangs canted to the rear with the butt slightly forward, an angle from which many shooters find comfortable to draw from. When drawing from the Bridgeport Rig™, grip the gun nor-

(Continued on next page)

THE BRIDGEPORT RIG™ IS BACK! . . .

(Continued from previous page)
 mally and then simply push straight ahead while tilting the muzzle up ... that's all it takes! Draw speed is enhanced if you consciously swivel your hips rearward during the draw. This pulls the "rig" back while you push the gun forward. Once I had those moves down pat, I found drawing a Colt from the Bridgeport Rig™ is lightning fast, but it is nothing like drawing from a "normal" holster. I found it took practice to get the hang of finding the grip of a gun hanging loose at your side. Also, I realized I had to forget how I had been trained to draw, meaning pulling the gun up, and then changing the direction of the muzzle toward the target.

I decided to see how firing the gun from the hip while it was still in the belt clip idea would work. Moving slowly, I had no intention of trimming my toenails with a .44 caliber slug. I found it necessary to get used to operating a gun that was fixed to my hip. The practice was all done with an empty cylinder, and I was very happy I did that, as I soon found that my inclination was to thumb the hammer back while trying to swivel the muzzle up. That was okay as long as I kept the motion deliberate and slow. However as I tried to speed it up, on half the shots the hammer was dropping before the muzzle was up hori-

zontal. Yeah, there were a few, when the hammer dropped while the muzzle was pointing near my toe!

So, we tried a different method, first carefully swiveling the muzzle up, being conscious of the muzzle being nearly horizontal "before" thumbing the hammer. This took some work to get used to, but it was obvious this method would work. I found it both fast and safe. To satisfy a foolish fantasy, perhaps to duplicate what it would have been like to fire a Colt attached to a Bridgeport Rig™ in the 1880s, I fired a few rounds of .44-40 blackpowder from the hip. As anyone with brains has already guessed, two shots was all I got, the muzzle flash being so close to my pants, 35 grains of blackpowder was inclined to light up the denim!

We had an inkling you wouldn't be seeing this rig in competitions sponsored by fast-draw groups like World Fast Draw Assn (WFDA) or Cowboy Fast Draw Assn (CFDA). Quick Cal, the Executive Director of CFDA, generously offered this: "They (the Bridgeport Rigs) do not meet the rules for use in CFDA competition and therefore would not be allowed at a sanctioned contest." And, ... "From a safety standpoint, which is our number one concern, I would be very leery of them since they don't hold the

DIXIE GUN WORKS 2008 CATALOG

It's your best blackpowder guide

STILL ONLY \$5.00!

VIEW ITEMS AND ORDER ONLINE!

www.dixiegunworks.com

Major credit cards accepted

FOR ORDERS ONLY

(800) 238-6785

More than 10,000 items like:

- Authentic reproduction rifles, pistols, revolvers, military firearms and kits
- Civil War arms and accessories
- Clothing, patterns, uniforms
- Cannons, swords, knives
- Books, period music, videos, CDs and DVDs
- Military and primitive camp gear
- Muzzleloading hunting gear
- Cowboy action shooting
- Revolutionary, Mexican and Indian War firearms

PROFESSIONAL SERVICE AND EXPERTISE GUARANTEED

1412 Reelfoot Avenue • Dept. 57 P.O. Box 130 • Union City, TN 38281

ORDERS ONLY: (800) 238-6785 INFO PHONE: (731) 885-0700

FAX: (731) 885-0440 E-MAIL: info@dixiegunworks.com

The First Book About Cowboy Action Shooting That Isn't a "Tech" Manual!

READ MY SHORTS!
By Swift Montana Smith

Smith writes short stories about the fastest growing sport in America, and the Wild West. The result is sometimes hilarious, and at other times, heart felt. While some of the stories are actual experiences, many of them are fictional in nature, have a comedic tone and are meant to be amusing. This book also includes the introduction to the "Edgar Windfal" series which is destined to become a classic!

\$14.95
+ S/H

Available at: Amazon.com
Barnesandnoble.com - [Borders](http://Borders.com)
[Books-A-Million](http://Books-A-Million.com), etc.
 Or Call: 1-800-288-4677
 ISBN # 0-595-41064-2

Read about the West's newest character - Edgar Windfal. Visit me at: smontanasmith.com

MAKES A GREAT GIFT!

gun in a firm straight-down or down-range position. I would be worried with them swiveling the muzzle about as shooters walked around." Hmmm, yep, no surprise there!

Practical? Heck no! But aw shucks ... I just had to have one! Maybe it is just because these intriguing rigs came out of a wonderful time in our history and they sure had their share of that history, including time with the US Army during the Indian Wars.

For information on how to buy your own Bridgeport Rig™ contact: Michael Pugh, 1122 Springfield Lane, Racine, WI 53402, (262) 880-4325

Nickel plated, standard with one stud **\$199.95**

* * *

Nickel plated with wash of silver plate **\$225.00**

* * *

Shipping and handling just for the rig would be **\$10.00**

* * *

Mike will also mount the plate to your belt for **\$50.00 P&H included**

References

Sixguns by Keith, Elmer Keith, 1955, Stackpole Packing Iron, Richard C. Rattenbury, 1993, Zon

USFA CUSTOMER LOYALTY TRADE-IN PROGRAM

100% AMERICAN MADE

Trade in any Colt Single Action or clone toward the purchase of a genuine Rodeo®, Cowboy® or Gunslinger® and receive a free US Trademark Gun Case and Theodore Roosevelt calendar. See our web site, usfirearms.com for details. Offer expires 12/31/06.

SHOWCASE DEALER PROGRAM

Coming soon! Be sure to look for our new USFA Dealer Display. Shown here, the display will feature a full range of our exceptional firearms at USFA Showcase Dealers nationwide.

U. S. FIRE ARMS MFG. CO.
 HARTFORD, CT • USA • PHONE 860-296-7441
WWW.USFIREARMS.COM



LITTLE JT

By Colonel Dan, SASS #24025



Jessica Taylor Dall, alias Little JT, made her debut in Texas on 14 September 2007. She came three weeks early, but being early for everything is a family trait. Little JT is the daughter of Mustang Mike, SASS #35577, and Melissa Dall, and the granddaughter of Miss Mary Christmas, SASS #62913, and Colonel Dan. Although it took 30 hours of labor to bring Little JT into the world, mother and daughter were fine from the outset. The new dad, however, was more frazzled

than a worn out old rope!

Given her early arrival, nobody knew what to expect. It took the esteemed Professor Cubby Bear, SASS #29521, of the SBSS Not-So-Secret laboratory to figure out what was going through Little JT's mind throughout the ordeal. As you can see from the photo, Cubby discovered what she wanted in life, so the proud Grandpop anointed her SBSS #2110 and enrolled her at the shooting school of her famous uncle, Sante Fe River Stan, SASS #36999.

Little JT now has protection from Stealth Bullets, an uncle that will make her a Cowboy Action champion, an aunt, Southpaw Sweetheart, SASS #62914, that will teach her Shakespeare, a cousin, the Dominator, SASS #62912, that will teach her paleontology, and a dad that will make sure she learns to hunt ducks, ride bulls, and fly airplanes ... and they'll all ensure she's a die-hard Army football fan!

item # A-Buffalo-HHB
\$ 160 per pair

item # AA-Blank-ZH
\$ 130 per pair

Lindholm Brothers Bronze Spurs
Bonanza, Oregon 541-545-3120

item # J-Blank-YHB
\$ 180 per pair

Visit us on line at
www.lindholm Spurs.com
over a hundred choices
of period correct spurs

item # V-3 Spot-S B
\$ 150 per pair

item # A-Star-HHB
\$ 160 per pair

**GIVE TO THE
SASS SCHOLARSHIP
FOUNDATION**

(A non-profit, tax-deductable charity)

**MAKE
THE
DIFFERENCE!**

WHERE THE WEST BEGINS!

JAMES COUNTRY MERCANTILE
111 N. Main, Liberty, MO 64068
816-781-9473 FAX 816-781-1470

jamescntry@aol.com www.jamescountry.com
ILLUSTRATED CATALOG FOR \$7.00 - REFUNDABLE WITH ORDER

Everything Needed By WESTERNERS!

Gunnies, Townies, Ladies

CLOTHING, ACCESSORIES, RESEARCH, SUPPLIES

**JAXONBILT
HAT COMPANY**

CUSTOM HATS & RENOVATION
"KICKIN' QUALITY"

ROY S. JACKSON
P.O. BOX 417 - Hwy 93
SALMON, ID 83467

WORK (208) 756-6444
HOME (208) 756- 1016
www.jaxonbilthats.com

We Accept:

Ask about our other colors & styles! Custom orders welcome.

"Turquoise Tango"

CUSTOM HATS
5X 10X 50X 80X
From \$145 to \$540
plus shipping
Other Old West and
Movie Favorites Available

END of TRAIL 2007 REVEALS TOP MOUNTED WORLD CHAMPIONS . . .

(Continued from page 59)

MOUNTED EVENT HIGHLIGHTS!

In addition to being a top-notch competitor, El Paso Bob, SASS #71572, served as announcer for this match and was able to see every ride from a great perspective. Bob had the most hilarious commentary for us—it was great fun! And, a big "thank you" to Buckskin James, who was back up announcer for the main match. He is very knowledgeable and was a pleasure to hear.

The mounted competition had 10 husband and wife teams competing and 5 parent/child teams, truly proving this is a family sport. The mounted costume contest was a roaring success, and we were treated to fabulous trick riding by Rustic Rose, a dunking by Dinky Dalton, and an array of great costumes and entertainment.

The beginner Mounted Shooting clinic was a big success. There were 15 new Mounted Shooters who participated in this event, all of whom were great horse people and whose horses took to the sport very well. Additionally, the Expressman Sharp Shootin' Clinic offered 11 Mounted Shooters tips

from a pro. Out of Expressman's class, eight of the competitors placed in their Division during the main match competition—a testament to the success of the clinic.

Saturday night the Tijeras Corral was transformed for a celebration and Mounted Shooting awards ceremony complete with a Viva Mexico theme and live Mariachi band. The party was a huge success. The Mounted Shooters were able to celebrate and be ready for the long drive home on Sunday.

A highlight of the Mounted Shooting activities was the Top Gun Showdown held on Sunday. Each division winner in the main match was eligible and invited to participate. After the elimination stages were run, the final three entered the arena: Calamity Lil, Bufford McHogg, and Star of July. There was a hush in the packed stands as Calamity Lil took the stage—she shot clean! Next, Bufford McHogg stepped up to the timer line. The excitement kept building, and right at the end of the course, he missed a target! Last but not least, END of TRAIL World Champion 2007 Cowgirl Star of July rounded the barrel on the run-down home. The horse took a little lunge, and Star of July missed target number six. The agony of defeat, then the thrill of victory as Calamity Lil, who rode steady, fast, and consistent, took center stage where she was awarded her championship buckle and the SASS prestigious title, "Top Gun."

And to the Mounted Shooters - thank you for being at the gate when you were next in the order of go and for having great match etiquette!! We really appreciate you all and vow to make further improvements!!

HOPE TO SEE EVERYONE BACK AT THE 2008 END of TRAIL WORLD CHAMPIONSHIP OF MOUNTED SHOOTING!



ZEBULON AKA "ZEB," SASS #42906

January 25, 1946–March 29, 2007

By Flint McCloud, SASS Life #3103

Zebulon, aka Larry Gene Icenogle, made his last ride to a glorious reward suddenly at 2:59 PM, March 29, 2007.

Zebulon was a member of the National Rifle Association, Sons of Confederate Veterans, SASS, and a founding member of Coles County Regulators, all of which he enjoyed. He was a former stock car racer, a fan of the National Association for Stock Car Auto Racing and took pleasure in a day of hunting. He was always available for others in a time of need (as many can and will attest to). Zeb never met a stranger in all the days of his life. From his years as a stock car racer, Civil War re-enactor, Old West re-enactor, and Cowboy Action Shooter, his friends numbered in the hundreds, or perhaps, even in the thousands.

Zebulon was a man of his word and a true and loyal friend. To many of us he exemplified "The Cowboy Way." He certainly lived life to its fullest and never wasted a waking minute. If he wasn't taking care of his home and yard, he was reloading or casting bullets, cooking and baking, or enjoying one of his many other diversions.

Zebulon had a deep and true interest in the Old West and enjoyed creating stories with his friends in the SASS Saloon. I am honored to have been one of the authors of the last story he wrote entitled, "Desperation Trail," along with Brazos Jack, Cherokee Charlie, Pat Riot, Bama Red, Oklahomabound, J. Mark Flint, and D. Deadshot. Zeb was the leader of that story and left us before it was finished. The rest of the authors finished the story in tribute to a man we all respected.

He always portrayed a man based much on his own characteristics, born exactly 100 years earlier. He built the story and his character's age around that time in history. He researched the Internet for places and events he could use to bring his stories to life. He often used names of friends, acquaintances, and relatives for the characters in his stories.

After Zeb's untimely passing, Ellie Mae Mohr and Redneck Rebel hosted a Memorial Match in his honor. A duplicate of Zeb's match gunbelt and holsters was made by

one of the "Desperation Trail" authors, Cherokee Charlie, and funded by the rest of the authors who, taking a flourish from their characters in that story call themselves, "Zeb's Irregulars." The gun rig was raffled at the match.

Zebulon shared his thoughts about anything and everything and shared his favorite libations of Apple Pie and Peach Squeezin's. In working with him on stories, he had an opportunity to describe himself to me in writing, and I think it fitting to let an extraordinary man describe himself in his own words, speaking of his persona in the SASS Wire Saloon versus his real life ... "The Saloon Zeb is a hard drinking, womanizing carouser that will fight at the drop of a hat, even if he has to drop it himself. He is uncouth at times – dense and "unedjumacated." He is [the] fellow in the Saloon that knows the conversation at every table. He knows at a glance which bottles contain the good stuff and which ones are filled with watered down whiskey. He knows every one of the saloon girls intimately. He knows who cheats at cards and which key on the piano is sour. He lives in the saloon – leaving only for an occasional gunfight out in the street."

"The real Zeb is a retired man – a father of four and grandfather of eight. He helps his oldest daughter five mornings a week in her day care. He occasionally helps his youngest



son with his business. His oldest son is his best friend and a frequent visitor at his home. The youngest daughter lives in Texas with her husband, who is in the United States Navy."

"The real Zeb is a loyal friend, a former Civil War re-enactor, a founding member of the Coles County Regulators (a Wild West reenactment group), an avid shooter, and at one time an avid hunter. He enjoys cooking, but not nearly as much as he enjoys NASCAR."

And finally, Zeb only shot "The Holy Black," and I have a great picture of him with his favorite shotgun throwing about six feet of flame out of the barrels with copious smoke in attendance.

On behalf of the authors of "Desperation Trail" I submit this in memory of a man I miss daily who was truly bigger than life. Zebulon is probably reading this from his favorite chair on a heavenly porch and wondering what all the fuss is about. After reading it through all the way, in inimitable Zeb style he would loudly proclaim, "JUMPIN JEHOSS-APHATT!!!!!!!" The best thing I can say about him and the highest praise I can give is that he was and always will be my friend ...

Vaya con Dios.



GOLDEN GATE WESTERN WEAR
Home of **Knudsen Hat Co.**
Authentic OLD WEST hats for over 25 years

Thank you for voting us **True West Magazines; reader's choice, for Best Living Hat Maker**

Rio Grande
Stains Light \$20 Heavy \$30
Limited Sale 4X Resistol \$159.98 6X Resistol \$189.98

Broken Trail
Cavalry Cord Included
Leather Band \$15
Limited Sale 4X Resistol \$159.98 6X Resistol \$199.98 Light colors Only

American Outlaws
100% Wool Black, Pecan, Sand \$119.98
10X Beaver Blk: \$244.98 Sand: \$272.98

Roy Rogers
10X Knudsen Silverbelly \$289.98
With Bound Edge

Curly Bill Rig
Holster \$129.98 Belt \$79.98
2 Belts 2 Holsters Special \$399.98
All of our holsters are formed on our own unique molds. Guns will drop in and withdraw easily. Heavy Leather, pigskin lined. Hand molded and detailed.
Other holsters from \$89.98

Authentically Designed 1800's Elk and Buckskin Clothing

Cody Elk Skin Jacket Cabeyville Bb Elk Skin Pants The Mesa

Prairie Bb Red River

- Elkskin Rifle Cases
- Holsters
- Cartridge Belts
- Black Powder Gear

K.C. Miles Leatherworks
320.398.2708
kcmilesleather@aol.com
www.kcmilesleather.com
PO Box 266 | Kimball, MN 55353

See our Online Catalog at **Knudsenhats.com**
One of the oldest & biggest **WARRIOR** dealers extant.
Also Coles, Scully, Stetson, Bailey, etc.

10am-6:30pm
To Order Call (510) 232-3644
12153 San Pablo Ave. Richmond, CA 94805
Just off Hwy. 80 and
963 Contra Costa Pleasant Hill, CA. 94523 (925) 827-1014
goldengatwesternwear.com
e-mail: majordebacle@yahoo.com



L J, SASS LIFE #16073

July 1, 1933 – August 13, 2007

By Grits, SASS #16053

L J aka Louis King was born and lived his whole life in Denver, Colorado. I met L J in 1979 at a Watkins Gun Club trap shoot. I was walking back to the clubhouse, and L J came off the line with a broken gun. I asked what was wrong, and he said he couldn't finish because of the gun. I told him he could use mine, but only one problem, it was left handed. He told me no problem, as he was left-handed. I then gave him the gun so he could finish. As I continued to the clubhouse the person I was with said, "Do you know you gave your gun to a complete stranger?" Well, that stranger has been my "Best Friend" for 28 years. At the time we met, L J was a quiet, keep to himself kind of guy, but over the years he developed into a great man who would help anyone.

He worked all his life at the family spring shop, Denver Spring. He retired and sold the business in 1979.

We used to take rides on the weekends to take pictures, as his other love was photography. When he got his computer and with his nephew's help, L J learned how to do some amazing things with his pictures. We had many good times traveling all over taking pictures; times I will never forget.

After his retirement, he told me he needed to find something to do. I told him about this thing I heard about, Cowboy Action Shooting™. So we went to Pawnee Station in Ft. Collins for their annual shoot. We watched,



and I asked him what he thought – he said, "I would like to try this." That next spring we started shooting SASS, and that quiet man turned into an outgoing, personable person. He got his alias from a western movie. I can't remember the name, but there was a character called L J, and he thought it was appropriate as his real name was Louis Joseph.

L J traveled all over to Cowboy shoots and made many friends along the way. He admired the young kids in the sport. He was especially close to a young shooter, Colorado Half Breed. He watched him grow into a fantastic competitor as well as a great person. Just recently he found another young shooter, Smooth Shot, that he took under his wing, and encouraged him to be the best he could and not get upset when he didn't do well ... just have fun. These young men will always be grateful for having met L J and will value his lessons. In the last two years L J traveled almost every weekend to a

IDAHO CLYDE, SASS #42648

May 1945-August 2007

By Quiet Jake, SASS #34473

Recently departed for that Great Blacksmith Shop in the sky ...

Idaho Clyde was a kind hearted soul who actually was a professional Santa Claus and volunteered visits as a community service to a variety of needy groups and individuals. Clyde's life-long interest in the art and mechanics of hot rods brought many such projects to perfection, including his '46 Hudson pickup clocked at 97 mph on the official 1/4 mile timed drag strip while the week's groceries were sitting in the bed. His skills as a race-car builder and tuner helped his wife win Oregon state dirt oval track trophies multiple years.

For decades he ran an auto junkyard and was one of the first subsistence licensed metal recyclers in the state. Electricity for his own home for several years was generated by a custom 12-volt power system driven by a water wheel he built in the creek running through his property.

He provided guidance and a loving, if eccentric, extend-



erwise angry adolescents. He had an outstanding gift for coaxing any recalcitrant mechanical device back into operation. Those seeking an obscure part could go to Clyde

(Continued on next page)

shoot. He loved the sport, but really loved meeting people.

Another highlight to L J's life was when he shot his buffalo. Since he never had done any big game hunting, this was a challenge he looked forward to. He was just like a kid at Christmas when he pulled that trigger and the big buffalo went down. It was my privilege to be with

him, and I can honestly say I have never seen anyone so excited.

His home club for Cowboy Action Shooting was Pawnee Station. Since their move to a new location, L J was always ready to help with anything, and he made several items for the club. He loved working with wood. He made grips, stools, items request-

(Continued on next page)



www.sweetshooter.com



GUN CLEANER · LUBRICANT · PROTECTANT · GUN CLEANER

SWEETSHOOTER

All those gun cleaning supplies you have in that closet are replaced by SWEETSHOOTER GUN CLEANER

- No more soaking
- No more immediate cleanup
- No more rust
- No more corrosion
- No more lead deposits
- No more copper deposits
- No more carbon deposits
- Reduces heat
- Smoother action
- Increased accuracy
- Extends barrel life
- Easier cleaning
- Reduces jamming
- Reduces recoil

PREVENTS RUST, CORROSION AND FOULING!
Rust and corrosion need air to grow. Having sealed your weapon with Sweetshooter's microthin film, no air can get to the metal. Void! No problems.
With the pores filled with Sweetshooter, powder residue, leading and fouling are a thing of the past. There is no place for those harmful deposits to collect except on the SURFACE of the film.
Simply wipe it off!

NO MORE FOULING... Guaranteed!

- GUNS • KNIVES
- REVOLVERS • BOWS
- SPORTSMAN RIFLES
- JIPYS • TRUCKS
- JEWELRY • GOLD
- METALS • PRECIOUS METALS & STONES
- FISHING TACKLE
- FIRMS

For information and special offer call **1-800-932-4445**



Tecrolan, Inc., P.O. Box 1211, Mineral Wells, TX 76068 • Tel 940-325-6688 • Fax 940-325-3636

GUN CLEANER · GUN CLEANER · GUN CLEANER · GUN CLEANER



Mustang Woodcrafters

Easy Fold-n-Fit technology makes travelling with your cart a BREEZE -

- Complete with Ammo box
- Padded rails & base to protect your gun
- Durable and built to last; yet light-weight
- Seat belt your cart in the passenger seat or put it in the trunk
- No loose nuts or bolts
- Custom designed and handmade in Troy, Ohio USA
- Sturdy 16 inch wire wheels; great for rough terrain



Visit us at MustangWoodcrafters.com or for more info, call 937-524-6656.



United States Firearms Single Actions

Precision machined on modern, computer controlled equipment and finished to exacting standards by expert gunsmiths. Perfect fit and finish of these high quality six-guns result in the finest, close tolerance single-action ever produced in the United States. All US Firearms are made 100% in the old Colt facility in Hartford, Ct.

For a complete listing of USFA in stock please go to "tenring.com" and click on "U.S. Firearms Single Actions" or use one of the contact points listed below.



Ten-Ring Precision, Inc.
1449 Blue Crest Lane
San Antonio, Texas 78232
Phone: 210-494-3063 / Fax: 210-494-3066
E-M: tenring@texas.net / Web: tenring.com



\$99.00

Free shipping 48 states

2 Holsters & 24 Loop Cartridge Belt Set

Unlined, period correct, double loop 1873 design, oiled brown, full grain saddle leather, fits Colt SAA & clones, Ruger Vaquero, Remington 1875, 4¹/₄, 5¹/₂, 7¹/₂ right & left or crossdraw. Made in USA. Add 20 loop Shotgun Belt for \$59.00.

Order your size online at
rustyspurdrygoods.com

IDAHO CLYDE, SASS #42648 . . .

(Continued from previous page)

inquiring where one might find such, only to have him wander out to one of his stacks of otherwise ordinary looking junk, and return with exactly whatever part you needed. I have seen everything from the control cabin of a salvaged 727 airliner to the frame of a wrecked Lamborghini in his shop. He once refitted a 1939 Flexible passenger bus from the original rear-mounted straight-8 Buick and 4 speed, to a modern 454 Chevrolet with automatic transmission. It was inspiring to watch him design and build control systems to make this conversion actually work on the oldest known running Flexible over-the-road motor coach on the planet.

He had many friends. He and

Sweet Lily enjoyed SASS and looked forward to surprising us all, such as the time he dressed in flowing bright red beard and super-sized hat, as Yosemite Sam, while Sweet Lily's gun cart was an authentic 1890's style wicker wheel chair with built-in commode.

Idaho Clyde is survived by his wife, Sweet Lily Shotem, SASS #53377, two daughters, a son, and two granddaughters.

A huge card signed by most of the pards at the Saddle Butte Oregon State SASS Championship was delivered to the "Clyde-Fest" celebration of his life. Sweet Lily was deeply moved by the kindness of the SASS members and expressed her appreciation.

"Thanks for the Ride, Clyde." ♪

L J, SASS LIFE #16073 . . .

(Continued from previous page)

ed for children's rooms, and anything else he could think of. He even had his own machine shop, where he liked to putter around. L J was always ready with a tool if a shooter had a problem with a gun, and always ready to help where he could.

L J had plans to attend shoots in Flatwater, Pringle, and Hill City, but

God had plans for L J to join Him. I was grateful and honored to be with him when he left this life to begin his new journey.

L J is survived by his sister and her husband, several nephews and nieces, and many, many friends.

On August 13, 2007 I lost my best friend, and the world lost an incredible person. "Till we meet again, I will cherish the memories." ♪

EMF/PEDERSOLI "COLT LIGHTNING" PUMP RIFLE . . .

(Continued from page 65)

was able to regularly shoot sub-one inch groups at 25 yards from a casual rest. I was also able to get several three shot clover leaves. This is especially good when you consider it is a short-barreled carbine in .45 Colt rather than a more accurate .44-40 round or longer barrel rifle. I also did my usual off-hand firing drill at 25 to 35 yards, bouncing pop cans as fast as I could. After several rapid magazines full, and no misses, I finally called it quits. It was almost as if the EMF/Pedersoli Lightning would not let me miss.

With the 20-inch carbine barrel, a Lightning feels much lighter and handier than a Marlin Cowboy or Uberti 1866 or 1873 with a 24-inch barrel. It swings easily and effortlessly to engage every target. After over 100 rounds of .45 Colt ammo, I had zero malfunctions or failures to feed. Bad Lands Bud, watch out!!! There are going to be more shooters who can shoot a rifle as fast as you do.

CONCLUSION

This Italian made beauty is remarkable. The Pedersoli Lightning distributed by EMF is accurate, reliable, and extremely fast. If you want quality and reliability, backed by great customer service, you have to pay for it. Just as the original Lightning had this well deserved reputation for speed shooting, I believe the Pedersoli Lightning will have the same reputation for speed, without the originals reputation of unreliability. Today's Pedersoli computer driven CNC milling machines are capable of making much more reliable firearms than Colt's 19th Century plant was, and today's steel alloys are

far superior and more wear resistant than the early steels of the 1880s.

This Pedersoli Lightning is not cheap, but neither is a Ferrari! If you want real quality, you have to pay for it. If you are like me, though, you don't mind the expense if you are paying for quality. If a product has real quality, it is a bargain, regardless of expense. An inexpensive gun that doesn't work isn't worth a dime. Even worse is an expensive gun that doesn't work. That's not an issue, here, however. The Pedersoli Lightning really works!

When it comes to Cowboy Action Shooting™ guns, I tend to be low-tech, leaning to early period guns like Remington cartridge conversions, 1860 Henries, and 1860 Spencers. This sample Lightning carbine was such a peach, however, I really did try to think of a way to hang onto to it.

With EMF taking on marketing the Lightnings for Pedersoli in the US, the availability should be good. EMF has a longstanding personal relationship with Pedersoli. You can contact EMF at (800) 430-1310, or check their web site at: www.emf-company.com.

By the way, if you are ever in the Saint Louis, MO or Springfield, IL area on the third Saturday of the month, go to Bunker Hill, Illinois—about half way in between the two. Join the Macoupin County Regulators at their monthly shoot. They will also be the home of the 2008 Illinois State Championship match. One Good Eye has a great facility: great stages, great props, great people, and a great, catered lunch too! I'll probably be there if you show up, but if I am not, tell them ol' Tuolumne Lawman sent ya! ♪



James & Guns

Quality Gunsmithing of the Single
Action Army Revolver

COMPLETE TUNE & ACTION JOB \$120.00 - \$150.00

CALIBER CONVERSIONS - TIMING - GRIP FITTINGS -
POINT OF IMPACT ADJUSTMENTS AND ETC ALL WORK
GUARANTEED - 41 YEARS EXPERIENCE

Bob James
www.jamesguns.com

a.k.a The Arizona Thumb SASS #339
Business (602-540-0682)
Home (602-547-1942)

5130 N 19th Ave.
Suite 9
Phoenix, AZ 85015

ADVERTISING INFORMATION

ASK FOR

~ DONNA ~

(EXT. 118)



GUNS OF AUGUST 2007



Shooters assembled under the big tent for the traditional opening ceremonies—first, a Mounted Shooter in full Canadian Mountie attire brought forth the maple leaf for the playing of the Canadian National Anthem. The Canadian contingent consisted of 28 competitors from the Far North who endured the intricacies of bringing all their guns and gear across the international border in order to attend.

(Continued from page 1)

seconds to walk away with the speed rifle and Silverado Slim pulled off the long range Quigley Pail event in 80.99 seconds flat. And, not to be upstaged, Hoss Lytle managed a phenomenal 4.23 seconds in the 10 shot speed pistol.

To commemorate the 1900 Wild Bunch Union Pacific Overland Flyer robbery in Wyoming, we again held a Wild Bunch side match. Teams of three shooters competed equipped with Model 1911's, a shotgun, and a rifle. The high score was posted by Knobby Dick, K C Jones, and Old Smokeless. This year shooters aligned on the trap and sheet fields for a round of *Cowboy Clays* using Model '97 or double barrel shotguns. For the second year in a row, Old Buckshot went 25 straight with a full choked, hammered double barrel to win the skeet event. And, he went on to win the Trap event with 25 straight as well! What a shooter!!!

"You spin the wheel and take your chances" ... Gamblers of the Old West was the theme for this year's event, and Seven Mile Tom did an outstanding job in developing the shooters handbook to dovetail the historic cowboy information with the stage design.

Thursday evening was hospitality and Texas Hold'em poker night at the Manchester Inn hosted by Wilbur Rexroat and his lovely wife, Rose



From the Thursday evening hospitality and Texas Hold'em Poker Tournament to the Saturday evening banquet, the Manchester Inn provided a first class, elegant environment for the cowboy social activities.

Louise Reasoner. One Eyed Dave taught us all how to play this illustrious game of chance, which was extremely popular in the Old West during the Gold Rush. It was all clean fun, and this along with other charity events raised over \$2200 to support the SASS Scholarship Foundation. And, the brass raffle at the end of the match raised over \$500 for the local Boy Scout Troop, who acted as our traffic control throughout the week.

Those wily rascals set the theme for the stages by framing the history and romance of the Old West. Each stage was designated for a significant gambler ... for example stage three was aptly named after Judge Roy Bean and his infamous saloon. Here, with two pistols holstered, the rifle strategically placed on table, and the shotgun in hand, the call to action was the infamous line of ... "You too dead to drink with me?" It was a fast sweep of the two targets in front of you with the shotgun; then drawing the pistols as needed, engage the targets in a progressive sweep starting at either end. Then with the rifle, engage the targets in a progressive sweep starting at either end. It was back to the shotgun at the other end of the stage to engage the final two targets. This was quick, fun, and gave the shooter options on how they preferred to complete the sweeps. Kilbourne Kid managed to do this one in 16.62 seconds. WOW!

We played hard, the targets were big and close, the props were humorous (we got to shoot a card shark), the scenarios were challenging, and the side matches drew big crowds. Of great fun was the Blackpowder Mini Match. After all the smoke cleared, "literally," they were begging to do it again next year. And, many thanks to Chuck Hazlet and his Middletown team for outstanding shooting facili-



The grand finale was Royal Wade Kimes, the All American Music Cowboy, and his band. His music got people dancing, and one of the ladies whispered it was high time we had some great entertainment to enhance the evening's festivities!



Guns of August '07 Regional and Overall winners - Hoss Lytle and Buckarette, Sage Chick. Congratulations!

ties and the Friday night dinner.

Our vendors also sponsored each of the twelve stages, and our berm marshals did a superb job of outlining the course of fire while also paying homage to the sponsoring vendor. Scores were posted daily at the entrance to the stages for everyone to peruse. And, after four fun-filled and action packed days of competition,

(Continued on next page)

Winners			
Regional Champions and Top Overall		<i>L Duelist</i>	Ima Darlin, SASS #56196
<i>Male</i>	Hoss Lytle, SASS #30285	<i>L F Cartridge</i>	Ruthless McDraw, SASS #37556
<i>Female</i>	Sage Chick, SASS #48454	<i>L F C Duelist</i>	Calamity Kelly, SASS #4774
Categories		<i>L Gunfighter</i>	Mustang Megs, SASS #60070
<i>49er</i>	Indy Kid, SASS #4638	<i>L Modern</i>	Killem All Kate, SASS #45804
<i>B-Western</i>	Copperhead Joe Black, SASS #39162	<i>L Senior</i>	Two Sons, SASS #12636
<i>Buckarett</i>	Sage Chick	<i>L S Senior</i>	Susanna Montana, SASS #75843
<i>Buckaroo</i>	Son of a Pinkerton, SASS #76002	<i>L Traditional</i>	KJ Stevens, SASS #62782
<i>C Cowboy</i>	Sgt. Eli, SASS #35882	<i>Modern</i>	Punch, SASS #4368
<i>C Cowgirl</i>	Wicked Wanda, SASS #18122	<i>Pale Rider</i>	Mike Fink, SASS #29047
<i>Duelist</i>	Doc Roy L. Pain, SASS #28321	<i>PR Gunfighter</i>	Fireball, SASS #7709
<i>E Statesman</i>	Whitey Quik, SASS #18584	<i>Senior</i>	Ole Short Tom, SASS #12635
<i>F C Duelist</i>	Stone Creek Drifter, SASS #58853	<i>S Duelist</i>	Dusty Feller, SASS #20010
<i>F C Trad.</i>	Jesse Nelson, SASS #23864	<i>S Senior</i>	Will Kilya, SASS #9568
<i>Frontiersman</i>	Black Jack McGinnis, SASS #2041	<i>Traditional</i>	Hoss Lytle
<i>Gunfighter</i>	Lassiter, SASS #2080	<i>Young Guns</i>	Terrible Tyler, SASS #28937
<i>L 49er</i>	Bonnet Bonney, SASS #32504	<i>L Young Guns</i>	Gemstone Jamie, SASS #35515
<i>L B-Western</i>	Pearly R Ma Teeth, SASS #29198		

The SASS Midwest Regional Championship



(Continued from previous page)
 the winners emerged. Hoss Lytle and Sage Chick were declared the Midwest Regional Champions and Top Overall. Colt McAllister went on to demonstrate his cowboy proficiency by being the Top Gun Shoot off winner! Fifty-four competitors shot the entire match clean.

The thing that continues to impress me is the number of younger shooters that have entered the sport. Ten young ladies and gentlemen were there, including Sage Chick, who not only won her Buckarette category last year (as well as being clean throughout the match), but also went on to be the Midwest Regional Lady's Champion this year! Watch out next year, as she may just take the top gun title!

The highlight of the weekend was the banquet and evening entertainment. As expected, the Manchester Inn staff outdid themselves. The grand finale was Royal Wade Kimes, the All American Music Cowboy, and his band. Wade spent years as a professional songwriter in Nashville before he released his debut album, ANOTHER MAN'S SKY, in 1996. Before he launched a music career, Wade—a descendent of Ozark Mountain bank robbers—worked as a ranch hand for Loretta Lynn. Wade is not only one of the foremost entertainers, but is well renowned for his art. His music got

people dancing and one of the ladies whispered in my ear it was high time we had some great entertainment to enhance the evening's festivities!

The rifle Taylors donated was sent to Turnbull Restorations for a fantastic case color frame, then Jim Downing performed metal wizardry with his intricate engraving, and to top it off, Lassiter performed a miracle on an already superb action. It was raffled, and the lucky winning cowpoke was Fireball, from our Michigan group of shooters. Several guns from Marlin, Uberti, and Taylors were given away as door prizes. In addition to all these events, the Judge and Justice Lily Kate were made Lifetime Honorary Big Irons members.

Congratulations to all who competed in the Midwest Regional SASS Championship to and Sage Chick and Hoss Lytle who were the Top Overall. You can find the complete match results posted at the Big Irons (www.Bigirons.com) as well as the SASS web site.

Larger numbers come every year. And to a person, they all agree it's the hospitality of the Middletown Sportsman's Club and the Big Iron Rangers' staff, the comfort and excellent meals provided at the Manchester Inn, the Guns of August stage designs, and the shooting that keep them coming back. Come see us again for Guns of August 2008!

SURE AS SHOOTIN'

These Boots Shine!

4th Generation Bootmakers

Producing all leather hand made boots!

\$295

Your Choice

Available in Mens & Ladies sizes. Choose your toe and heel style.

ORDER ONLINE

OR CALL 915 544.1855

2100 Wyoming • El Paso, Texas 79903 • caboots.com



THIS MONTH IN HISTORY



1850's
November

By Ellsworth T. Kincaid,
Life/Regulator #6037

- 13 Nov 1850** Robert Louis Stevenson, author of *Treasure Island* and *Doctor Jekyll and Mr. Hyde*, is born in Scotland.
- 14 Nov 1851** Herman Melville's sixth novel, *Moby Dick*, about the voyage of the whaling ship, *Pequod*, is published. Initially, the book is a flop.
- 14 Nov 1851** Lieutenant Colonel J. J. Abercrombie and members of the Fifth Infantry begin construction of Fort Phantom Hill north of Abilene, Texas.
- Nov 1852** Joaquin Murrieta is suspected in the murder of Joshua Bean, brother of Roy Bean, and 1st mayor of San Diego.
- 2 Nov 1852** Franklin Pierce, a Democrat, easily defeats Winfield Scott – the last national candidate of the Whig Party.
- 11 Nov 1852** The Saturday Evening Gazette publishes *The Rival Painters: A Story of Rome*, by Louisa May Alcott, her first published story. In 1868 Alcott will write *Little Women*.
- 24 Nov 1852** Commodore Matthew C. Perry sails for Japan from San Francisco on the steamship *Susquehanna*, accompanied by a small navy squadron. Perry seeks to open the Pacific to US trade, secure better treatment for shipwrecked Americans, and end Japan's exclusion of the western world.
- 3 Nov 1853** The William Walker Expedition lands at La Paz, captures the Mexican Government, and declares the Republic of Lower California.
- 26 Nov 1853** William "Bat" Masterson is born in County Rouville, Quebec, Canada, the 2nd of seven children.
- 6 Nov 1854** John Philip Sousa is born in Washington, D. C. Sousa will be nicknamed the "March King." He will write "The Stars and Stripes Forever," and will lead some of the greatest marching bands of his time.
- 15 Nov 1855** Mexican bandit, Anastacio Garcia, kills two posse men and wounds three others before escaping from the sheriff, near Monterey, CA.
- 26 Nov 1855** The 'Wakarusa War' breaks out near Lawrence, Kansas, along the Wakarusa River. Some 1500 border ruffians from Missouri participate. Lawrence is strongly held by well-armed Free Staters.
- 4 Nov 1856** Democratic candidate James Buchanan defeats Republican John Fremont in presidential elections. The country is virtually split along pro-slavery and anti-slavery lines; Buchanan wins 14 slave states.
- 17 Nov 1856** The 1st military post in the Gadsden Purchase Territory, Fort Buchanan, is located on the Sonoita River, Arizona Territory to control the Apache.
- 5 Nov 1857** Colonel Albert Sidney Johnston and his Federal troops, unable to cross into Utah Territory before winter are forced to winter at Fort Bridger, Wyoming. They have no supplies, or

**LITTLE KNOWN
FAMOUS
PEOPLE
WAY OUT WEST -**

By Joe Fasthorse Harrill, SASS #48769



Joe Fasthorse Harrill,
SASS #48769



SERGEANT CROCKER was the last soldier killed in the U.S. Civil War. Crocker was serving in the Union Army and was killed at White's Ranch, in Texas, on May 13, 1865. This was the last battle of the Civil War. ♪

- 16 Nov 1858** General William Larimer and company jump Charles Nichols, while he is working on his claim in Colorado. A meeting between the two results in Nichols being threatened, and finally a \$250 offer to Nichols plus shares in a new claim and city that Larimer intends to call Denver. They lay out 345 city blocks parallel to the Platte River and Cherry Creek.
- 15 Nov 1859** Charles Dickens' serialized novel, *A Tale of Two Cities*, comes to a close, as the final chapter is published in Dickens' circular, *All the Year Round*.
- 23 Nov 1859** Henry McCarty, aka William Bonney, aka "Billy the Kid" is born in a poor Irish neighborhood on New York City's East Side (supposedly).
- 24 Nov 1859** Charles Darwin's *On the Origin of Species by Means of Natural Selection* is published in England. Darwin theorized organisms evolved through "natural selection" and that man and the ape share common ancestors. ♪

**TOP OF THE LINE
SINCE 1957**

MASTER ENGRAVER

P.O. Box 2332
Cody, WY 82414
(307) 587-5090

Custom Engraving on your guns.
Engraved Colt & Ruger display
guns for Sale or Trade

CUSTOM
HANDCUT
ENGRAVING

WILD WEST MERCANTILE'S

WINTER RANGE™



**SASS NATIONAL CHAMPIONSHIP
OF COWBOY ACTION SHOOTING™**



PRESENTED BY

**THE ARIZONA TERRITORIAL
COMPANY OF ROUGH RIDERS**

March 5th - 9th, 2008

INFORMATION

Shooters 623-465-8683

Vendors 623-742-6578

39611 N 2nd Street

Desert Hills, AZ 85086

register@winterrange.com

www.winterrange.com

LOCATION

Ben Avery Shooting Range

I-17 & Carefree Highway

4044 W Black Canyon Blvd.

Phoenix, AZ 85086

Telephone: 623-582-8313

Fax: 623-582-5317

12 STAGE MAIN MATCH

WARM UP MATCH, SPEED EVENTS

LONG RANGE EVENTS

COWBOY TRAP, SKEET & SPORTING CLAYS

PLAINSMAN EVENT, TOP GUN

COSTUME CONTEST, STUTLERS ROW

MOUNTED SHOOTING EVENT

WR 2008 Theme Contest

“I Should Have Been A Cowboy”

The theme for 2008 is “I Should Have Been A Cowboy”. If you have a picture of yourself playing cowboy or cowgirl as a young child, we want to see it.

Check out our web site for more information.

Entertainment

Thursday NIGHT

Cowboy Karaoke

Friday NIGHT

Theater Show

SATURDAY NIGHT

Dancing ... Live Music

APPLICATIONS AVAILABLE AT WWW.WINTERRANGE.COM



THE OUTLAWS IS COMING! (SOITENLY!) Utah Summer Games 2007 June 7-9th, Cedar City, UT

By Penny Wrangler, SASS Life #50750

Cedar City, Utah – Nestled amidst such natural beauty as Zion National Park, Cedar Breaks, and Brian Head Ski Resort, Cedar City, Utah, is the annual home of the Utah Summer Games (USG). For two weeks every June, the population of Cedar City grows by 8,000 or so as athletes from around the state come to compete in their choice of the 54 individual and team sports hosted by the Games. Since 2005, the sport of Cowboy Action Shooting™ has been well represented, causing the USG staff to call us “the fastest growing individual sport, not to mention the most unique!” They love having Cowboy Action Shooting™ as part of their event!

Monday officially kicks off “crunch week” for the members of The Coal Creek Cowboys as they rush to place the final touches on their range in order to host the venue. Just a few miles away, a small plane lands at the airport. Evil Roy and Wicked Felina have arrived and are ready to meet their 20 eager students bright and early Tuesday morning.

With the Evil Roy Shooting School, the Cowboy Action Shooting™ venue has officially begun for the Utah Summer Games. For the next two days, students learned all the ins and outs of how to improve their game. Smiles were plentiful and everyone had rave reviews on the class.

Each year The Coal Creek Cowboys develop the USG match around a central theme. 2007 was no different as the 1964 classic movie, “The Outlaws Is Coming!” featuring The Three Stooges was chosen as the central focus for all the fun. Included in each shooter’s packet was a full-color, 54 page collector’s shoot book, filled not only with slapstick stages, but also with Stooze trivia and autobiographies.

Thursday, June 7th dawned bright as the competitors gathered to begin this unique match in earnest. After the mandatory safety briefing, a full slate of sixteen side matches were waiting to test the



The 2007 Iron Cowgirl is Iona Vaquero, SASS #49094, from Pahrump, Nevada. The 2007 Iron Cowboy went to JT Wild, SASS #20399, of Morgan, Utah. Congratulations!

mettle of anyone stepping up to the challenge. This year, the long-range side match featured a full-sized buffalo set at 745 yards, in addition to the “near” target at 417 yards. It was difficult to determine who was having the most fun ... the shooters or the spectators, as nary a shot was made without appropriate (or *in*-appropriate) comment.

Side matches proved to be an important element of the match this year as The Coal Creek Cowboys changed how the overall match winners were determined. New for 2007 were the “Iron Cowboy” & “Iron Cowgirl” overall awards. Competitors for overall awards were required to shoot five mandatory side matches: speed pistol, speed rifle, speed shotgun, precision pistol and precision rifle. The shooters were ranked appropriately in each of the five side matches, and those rank points were then added to their rank points earned during the twelve stage Main Match. The cowboy and cowgirl with the lowest number of totaled rank points at the conclusion of the Main Match then took home the impressive (and unique!) Iron Cowboy and Iron Cowgirl trophies.

The day ended with everyone

having a bundle of shooting fun, and the “kiss ‘n cry” area in front of the scoreboard was crowded into early evening as each shooter assessed their chances at the overall trophy. Friday morning came in typical Utah style with beautiful blue skies and an abundance of sunshine.

All safety rules were addressed and everyone headed out to their first stage of the day. Stages were true to The Three Stooges theme. As in many SASS matches, a shooter had to say a line to indicate they were ready. The dialogue was in the spirit of The Three Stooges, and the competitors took great pride in seeing who could sufficiently “alter” the line to get the RO laughing the hardest. Unofficial competitions arose with each Posse striving to develop the “best line” of the match. The winner was buckaroo Mini Moe, from St. George, Utah ... but we’ll just have to let you ask him in person what he said to win the honor!

Friday evening was the Cowboy BBQ and Side Match awards. Stampede kept us entertained through dinner with an excellent repertoire of Country and Western songs, backed up by acoustic guitar and bass fiddle. The ‘dogs and ‘burgers were grilled with distinction by Culpepper and Slo Swede. As everyone wound down to dessert, Puffbuster awarded the Utah Summer Games Gold, Silver, and Bronze medals for each of the side matches. After a great evening of music, food, medals, and socializing, we were ready to call it a night and get ready for Day Two of the main match.

The final six stages of the Match were hosted on Saturday and by now our shooters had definitely achieved the “Spirit of a Stooze.” They continued to ride Ol’ Gluepot, rescue Lil Annie, daintily step around the cow patties (which were a penalty if you stepped in the “poo”) and squeeze the infamous Henrietta the rubber chicken (who was all decked out in her best bikini, with highly glossed chicken lips, feather boa, and a squawk sure to make you giggle). Shoot Henrietta’s stage “clean” and you



At the safety meeting, the shooters were greeted by Match Director, Puffbuster, SASS Life #50749, donning a “Larry” wig and enthusiastically asking, “Hey youse knuckleheads, ya’ll ready to shoot?!” The responding cheer set the tone for the remainder of the day.

were awarded a rubber chicken key chain to proudly hang from your gun cart to commemorate the occasion.

More than once, Puffbuster was called to a stage, and anticipating a problem he was instead greeted with “you have *got* to hear this line!” Or, wondering why a posse was taking so long to shoot, he arrived just to find them laughing so hard they *couldn’t* shoot!

Saturday afternoon hosted the Posse Shoot where each posse member was armed with one pistol and five rounds. A competing posse placed balloons, and the teams were ranked on how fast the balloons were popped ... and all rounds expended. The warm sun, balmy breeze, and stickery grass made things a bit interesting! It wasn’t as easy as it first seemed to be.

The second team event of the afternoon was the Post Cut. Six person teams were chosen randomly, with two shooters armed with pistols, two with rifles, and two with shotguns. Teams could take all the ammo to the line they wished, but

(Continued on next page)



Winners

<i>Iron Cowboy</i>	JT Wild, SASS #20399
<i>Iron Cowgirl</i>	Iona Vaquero, SASS #49094
Categories	
<i>Buckarette</i>	Sure Shot Shannon, SASS #71302
<i>Buckaroo</i>	BB Angus, SASS #66652
<i>L Greenhorn</i>	Beverly Belle, SASS #71731
<i>Greenhorn</i>	Honky Tonk Hustler, SASS #66120
<i>L B-Western</i>	Nevada Skye, SASS #54791
<i>B-Western</i>	Big Boo Boo, SASS #51776
<i>C Cowboy</i>	Porter Rockwell, SASS #7756
<i>L Duelist</i>	Cantina Cruz, SASS #43894
<i>Duelist</i>	Doc Whiskey, SASS #6907
<i>Grand Dame</i>	Molly Starr, SASS #39244
<i>E Statesman</i>	Peacock Pete, SASS #61221
<i>L F Cartridge</i>	Penny Wrangler, SASS #50750
<i>F Cartridge</i>	Boots Robb, SASS #43337
<i>L Gunfighter</i>	Seniorita Tira Todo, SASS #45723
<i>Gunfighter</i>	Doc Nelson, SASS #19958
<i>Modern Senior</i>	Onie O, SASS #66640 Curly Jim Whiskus, SASS #67835
<i>Silver Senior</i>	Dollar Bill, SASS #57784
<i>49er</i>	JT Wild, SASS #20399
<i>L 49er</i>	Mesa Belle, SASS #9560
<i>L Traditional</i>	Iona Vaquero, SASS #49094
<i>Traditional</i>	Moe Greens, SASS #53755

(Continued from previous page)
 could load no more than five rounds in a pistol, ten rounds in a rifle, and two rounds in a shotgun. The target was a 4" x 6" x 4' post set at about 15 yards. Time began at the buzzer, and ended when the post was completely cut in two. A 10-gauge shotgun was passed between a few of the teams (you could tell who shot it later by their bruises). It proved to not be much of an advantage ... but it was fun to watch!

Unfortunately all good things must come to an end, and after the last post was cut, all that was left was to clean up and attend the Awards Banquet. The Garden House of Cedar City, a 5-star restaurant, catered the banquet again this year. The food was excellent, ex-

pressed well by the overwhelming number of cleaned plates (and cowboys going back for seconds ... and thirds ... even *fourths!*). As a special treat, the USG Cowboy Action Shooting™ athletes were thanked and made welcome by Kyle Case, Director of the Utah Summer Games. He again expressed how exciting it was to have a part of the Old West in the USG.

In addition to a multitude of door prizes, this year our sponsors provided five excellent firearms including a Pedersoli .45-70 Rolling Block, a Ruger New Vaquero, a Taurus M62 Rifle, a Pietta 1858 Remington, and an antique Pocket Pistol to present a highly sought-after prize pool for our annual Gun Drawing.

We completed the evening with

our Medals Ceremony, awarding Gold, Silver, and Bronze medals to each of the SASS category winners. Additionally, Nevada Skye had created and donated the beautiful costume awards, as well as the match overall trophies.

Was there anything left? Only to announce we're ready to do it all again ... so come on back on September 14th and 15th for the First Annual SASS Four Corners Blackpowder Territorial Shoot-Out. Our theme is "Butch Cassidy and the Sundance Kid."

And what will we be doing for the 2008 Utah Summer Games? How 'bout "Tom Selleck ... *Quigley in Southern Utah?*" Good shootin' ... good food ... good folk ... it just don't git much better 'n that! 🤠



SMOKE IN THE GREATLAND 2007

Battle on the Plains

By Old Gringo, SASS Life #2202

Trooper John Smith felt uneasy as he kicked his mount into a gallop, following Captain William J. Fetterman up and over Lodge Trail Ridge. The detail consisted of 80 Troopers that had been ordered to rescue a woodcutting party out of Fort Kearney. Proceeding up the ridge, the scouts had spotted a small party of Lakota Sioux, and the leader had been recognized as the young warrior, Crazy Horse. As they topped the hill and started down the

other side, it was immediately obvious they had just been led into a trap as over 1,000 Indian warriors came out of hiding.

Screaming "Charge!" on the beep, Trooper John Smith, SASS #5561, moved from his horse and picked up his rifle. In a Nevada sweep with nine rounds, he engaged

the three rifle targets including the buffalo. Putting down the empty, open rifle, he picked up his shotgun, engaged the two shotgun targets, and swept them three times. Placing the empty, open shotgun on the "mule," he drew his first pistol and engaged the four pistol targets in a sweep, putting the last round on the

same target as the first. He re-holstered, drew the second pistol, and swept the targets same as the first. Upon completing the scenario, he picked up his empty firearms and proceeded to the unloading table. It was a successful beginning to the Battle On The Plains.

It was not really December 21, 1866, but May 26, 2007, and it was the opening stage of the Alaska State Blackpowder Championships. Planned and directed by Yukon Marshal, SASS Life #3415, each of the ten stages brought to life a historically important battle during the era known as the Indian Wars. In this incident, Capt. Fetterman and the men under his command were completely wiped out. It was a great victory for the Plains Indians.

In another of his well-planned and well-researched matches, Yukon Marshal chose to celebrate Memorial Day by commemorating some of the great conflicts that took place in the American West during the years between the Civil War and the official closing of the Frontier in the 1890's. Not only did we get to enjoy some great shooting stages, but were exposed to some fascinating history lessons as well.

What better way to celebrate Memorial Day than to pay homage to those brave souls that gave their lives on both sides of the conflict?

In Stage #2, called the Wagon Box Fight, the shooter began with his/her hands on the hat brim as though shading their eyes from the sun, and shouted, "It's Red Cloud!"

This fight took place on August 2, 1867. Chief Red Cloud of the

(Continued on next page)



SHOOTIN' IRONS

HANDGUNNER CLUB 100

Tuned
Accurized
Customized
Adjust Point of Impact

GUN CRAFT, INC.
2408 21st Avenue S E
Ruskin, FL 33570
Home of the Doodle Hill Regulators

Colts • Rugers • Clones
Rifles • Shotguns

(813) 645-3828




INTRODUCING

"THE GRIPPER"

PATENT PENDING

SHOTSHELL POUCH

The first truly new innovation in shotshell pouch design that helps solve the dreaded "dropped shell" syndrome!!
Allows for quick removal, but provides extra retention.
IMPOSSIBLE! Not so. It works.




MURPHY CUSTOM GUNLEATHER
www.customgunleather.com
Call us!! 812 963 6828

****Designed to perform. Built to last****

Winners

49er	Northern Tracker, SASS #39183
C Cowboy	Doc Red Dawg, SASS #16761
E Statesman	Trooper John Smith, SASS #5561
F Cartridge	Holeshot, SASS #51943
F C Duelist	Backshot Dave, SASS #17987
Frontiersman	Four Bucks, SASS #38386
L F Cartridge	Little Nelchina, SASS #68078
Plainsman	Yukon Marshal, SASS #3415

(Continued from previous page)

Ogallala Sioux led an estimated 1,000 warriors against a small party of military and civilian woodcutters, also near Ft. Kearney. Red Cloud was hoping to repeat the Fetterman massacre, but several things occurred that changed the outcome. First, he did not have the element of surprise, and the party of 32 woodcutters led by Captain James Powell, were able to take cover inside an oval corral made up of wagon boxes. In addition, they were armed with new breech loading faster firing rifles. They were able to repel the attack and held out until a relief column arrived. The woodcutters only lost three men killed and two wounded while killing an estimated 60 Indians and wounding more than 100.

Moving to Stage #3, we re-fought the Battle of Beecher Island. This fight occurred in western Kansas during the summer of 1868. Col. George A. Forsyth led a group of frontiersmen he had formed into the Forsyth Scouts. They were tracking a large band of Cheyenne warriors that had raided a wagon train near Ft. Wallace, Kansas. On September 17th, they caught up with them just inside Colorado on the Arickaree Fork of the Republican River. Forsyth and his men dug in on a large sandbar known as Beecher's Island and were besieged there until September 25th, when a relief column of Cavalry from Ft.

Wallace arrived.

Col. Forsyth lost five men killed and sixteen wounded during the battle. It is not known how many casualties were suffered by the Cheyenne, but it is known their war chief, Roman Nose, was among the dead.

There were two fights known as the "Battle of Adobe Walls." The first was on November 25, 1864 with Kit Carson present. The second, the one of legend, was fought on June 27, 1874. This is the one re-enacted in Stage #4.

There were 28 or 29 persons present, mostly buffalo hunters, and at least one woman, Mrs. Olds. Some of the more notable of the defenders were James Hanrahan with his "Big Fifty" Sharps rifle, Billy Dixon known as a crack shot with a rifle, a young Bat Masterson who became a famous lawman, and "California" Joe Milner who later scouted for Custer.

At dawn on June 27, 1874, a force of approximately 700 warriors attacked the party. A half-white Comanche war chief called Quannah Parker led the Indians. Taking refuge inside the crumbling walls of an old adobe fortress, the buffalo hunters were able to fight off the attack with pistols, knives, Henrys, and Winchesters. After the initial attack was repulsed, the hunters were able to keep their attackers at bay with their Sharps rifles. In the first attack, four hunters were killed along with fifteen warriors. One of the hunters, Billy Olds, was "accidentally" shot and killed by his own wife, Mrs. Olds.

The next day, a group of about fifteen Indians rode up to a bluff about a mile from Adobe Walls and began taunting the besieged party. Billy Dixon used Hanrahan's "Big Fifty" Sharps in .50-90 to cleanly shoot a warrior from his horse at that distance. This so discouraged the Indians they rode away. Two weeks later, a U.S. Army survey team under the command of Nelson A. Miles measured the distance of the shot at 1,538 yards, approximately 9/10ths of a mile.

In Stage #5, we found ourselves at the Battle of the Rosebud.

In the spring of 1876, the U.S. Army, in three columns, took to the field against the Sioux and Cheyenne. The tribes had not met an ultimatum to return to their respective reservations after negotiations failed to acquire the sacred Black Hills in the fall of 1875.

General George Crook with over 1,300 men including Crow and Shoshone scouts, moved into the Rosebud Valley, Montana Territory in an attempt to force the tribes to return. On June 17th, 1876, a roughly equal number of warriors led by Crazy Horse attacked Crook. After more than six hours of hard fighting, Crook's column fought to a standstill and eventually was forced to return to its base camp near Sheridan, Wyoming. This gave the Sioux and Cheyenne a big psychological boost for another battle that was to come eight days later, approximately 30 miles away at a place the Indians called The Greasy Grass, called by the white man the Little Big Horn.

A side note to history: This was not a simple fight between the Sioux and Cheyenne and the Army for the Crow and Shoshone scouts. It was their battle also. They deeply resented the other tribes encroaching on their lands.

Stage #6. The Indians who took part in the Battle of the Little Bighorn called it the Battle of the Greasy Grass. This was their name for the nearby river and valley. The Native Americans have long revered it as their greatest victory against the U.S. Army. To this day, you can still spot bumper stickers that say, "Custer had it coming." Since I am part Indian, I sometimes find myself agreeing with it. Think how different the world would be if the aboriginal people of the western hemisphere had a strict immigration policy in the 1500's instead of welcoming the Europeans with open arms!

The battle of the Little Bighorn, June 25-26, 1876, was the last great instance of Native American resist-

ance to the growing westward expansion that would soon dominate the West. This battle was really two separate actions. Major Marcus Reno conducted the first, in the valley. His command attempted to attack the lower end of the village and was soon routed and forced to retreat back across the river onto some bluffs where he was joined by Captain Benteen and his troopers.

Five miles further up the valley, Lt. Col. George Armstrong Custer and five companies of the 7th Cavalry were attacking the upper end of the village. Custer and his troopers were soon surrounded and tried to fight their way back up onto higher ground overlooking the village. Many brave men fought and died that day on both sides. But the Sioux and Cheyenne, along with other Indian allies, were fighting to preserve their homeland and way of life. Greatly outnumbered, Custer and his men were soon overwhelmed on "Last Stand Hill" where they all perished.

Reno and Benteen, with their combined forces, were able to hold out through the next day until the Indians struck camp and left the valley after seeing the approach of Terry's and Gibbons' columns of Infantry. (The Sioux called them the "Walking Soldiers.")

In Stage #7, The Buffalo Soldiers, we acknowledged the tremendously positive impact the African-Americans had in the development of the West. Not only did they help to protect the frontier, they were also the law enforcement in the early days until civilian law was established. The name "Buffalo Soldiers" came from the Indians who described their hair and color like that of the buffalo. When you consider the importance of the buffalo in both the spiritual and physical lives of the Plains Indians, you can appreciate the respect that was shown.

There were still over 180,000 Black soldiers who fought for the North, at the time the Civil War ended. In 1866, the Army re-organ-

(Continued on page 88)



5th ANNUAL RECKONING AT RED MOUNTAIN PASS 2007 SASS CANADIAN REGIONAL CHAMPIONSHIP

Aug 31, Sept 1 & Sept 2, 2007

By Rusty Wood, SASS #50427, Match Director

Mission, BC – Once again the report of six-guns echoed through the pass, and the valley filled with clouds of billowing white smoke as the Red Mountain Renegades hosted the 2007 SASS Canadian Regional Championships at the Mission and District Rod & Gun Club. Situated in the beautiful natural valley between Bear Mountain and Red Mountain in Mission, BC Canada, the range offers a very comfortable and inviting venue for the event with a generous portion of warm Canadian hospitality. It was wonderful to see familiar faces again and meet many new ones. I was very happy to see Mud Marine, SASS #54686, Into Buffalo, SASS #47315, Never Metta Stranger, SASS #43871, and her husband, Dead Lee, SASS #43870, all make the journey from south of the 49th parallel once again.

This year's event started with an RO-II course Friday morning by Gunfighter Jim, SASS #31412, and Cariboo Lefty, SASS #5391. It was well attended and raised the bar of Cowboy Action Shooting in these parts. While the course was being taught, the waddies worked hard to set up the rest of the stages and side matches. Later that afternoon the side matches challenged everyone's skills. At times it was standing room only. A hush came over the crowd as some competitors showed off their finely honed skills and blazing speed, while other times it was a roar of laughter as some of us had a train wreck trying too hard and could not hit the side of a barn! It was fun, fast, and furious as we all tried to best each other or win that side bet for who had to buy the beers later that evening at the cowboy swap meet and bonfire.

The main match started early Saturday morning with a safety meeting and our thoughts and prayers went out to some fellow cowboys who were unable to make it due to health problems. This year Can Hop, SASS #49605, and I wrote all the stages. We had fun poking fun at many of our fellow shooters, not the



least of which was Gifford Gringo, SASS #41076. Each stage was written with tongue firmly planted in cheek and smirk on face. For example, on Saturday Stage 4 had each competitor ask a buxom likeliness of Miss Dallas Dancer, SASS #42365, for her hand in marriage. Then on Sunday's Stage 9, everyone changed their minds!

Stage 9: CHANGE OF HEART

Yesterday, Miss Dallas accepted your proposal and the engagement party went on until late in the night. As you are having a hot bath the next morning you ponder why a man would settle for just one woman, especially considering Miss Victoria Diamond done taken a shine to you and last time Miss Never Metta Stranger sure didn't play shy with you. Hmm, maybe this getting

(Continued on next page)

Winners

Top Shooters

Lady Misty Sky,
SASS #72520
Man Cariboo Lefty,
SASS #5391

Category Winners

49er Captain Cops,
SASS #57531
C Cowboy Gunfighter Jim,
SASS #31412
Duelist Bat 44, SASS #54242
FCartridge Big Nose Bob,
SASS #18020
E Statesman Alberta Dan,
SASS #59993
Gunfighter Gifford Gringo,
SASS #41076
L 49er Victoria Diamond,
SASS #60952
L Senior Itty Bitty Betty,
SASS #77255

L Traditional

Junior Misty Sky
Kid Carson,
SASS #75960
Senior Minto Kid,
SASS #56175
Traditional Cariboo Lefty

Side Match Winners

Fastest
Pistolero Gunfighter Jim
Rifleman Bat 44
Scattergun Too Dusty,
SASS #5447
Accuracy
Pistol Gunfighter Jim
P C Rifle Gifford Gringo
Large Bore Lever Action
Gifford Gringo
Buffalo Hunter Lever Action
Rusty Coyote,
SASS #72574



(Continued from previous page)

hitched is a might too soon. But how to get out of it and with the ring you done gave her? Well, you're gonna have to fight your way out 'cause Miss Dallas has never let a man get away from her, alive that is, let alone with some of her beloved jewelry. Better hurry, the train's about to leave town, too.

Start: With hat in hand held on your chest and other hand at your side say, "Miss Dallas I done made a mistake!"

Buzzer: Grab the ring from where Miss Dallas has hidden it for safe keeping (bosom). Run to the

right window and with your first pistol shoot the five men R-L. Holster that pistol and step to the alley ...

This is but one example of our creative stages of which we are very proud and in which so many shooters enjoyed participating. Add elaborate props and colorful decorations to that and it all makes for a fun and light atmosphere.

Saturday evening saw the formal dress promenade, and the costumes were fabulous. Everyone enjoyed strolling around socializing with complimentary wine served before dinner. The side match awards were presented after a wonderful roast beef

Hurricane Valley Rangers hosted the 5th Annual Maine State Championship on September 28-30, 2007 in Falmouth, ME. The match was a great success due to many people. We'd like to thank the following for their part in making this a grand ole good time:

- All our competitors who have attended this shoot and those in the past.
- SASS for their endorsement of and help with this state championship
- All the Maine state clubs for their support

Don't forget to check our website at <http://www.shootingbums.org/hvr/> for next season's matches.

The first match for next year will be held on May 10, 2008 and is a 6-Stage CAS Shoot.

and salmon Wellington dinner with all the fixin's, and then it was on to the prize table. The prize table was the biggest and best we have had to date thanks to our wonderfully generous sponsors. The prize table held over \$5000 in prizes and required four tables to display. Prizes included a Marlin rifle from Marlin Firearms, a Puma rifle from Legacy Sports international, a coach gun from Remington Arms, and a coach gun from Marstar Canada. (A full list can be seen at www.rustywood.ca)

Sunday we continued the great times with five more creative stages and another mouthwatering dinner. After dinner our Mayor, Mr. James Atebe, welcomed all the competitors to our town, congratulated everyone for supporting a first class event where all members of the family could enjoy the shooting sports safely together, and even tried to sell a few local lots in the process! The dress awards were presented and then it was on to the match awards. The 2007 SASS Canadian Regional Champion buckles went to Cariboo Lefty, SASS #5391, and Misty Sky, SASS #72520. Congratulations and great shooting!

Then it was on to the Spirit of the Game award. This year it went to a non-shooter, Mrs. Hoppy, who is always at the shoots with her husband, Can Hop, SASS #49605, helping clean and decorate the clubhouse,

bus the banquet tables, greet the competitors, or just bring a smile to your face. But this year over a period of eight months, she spent countless hours making a beautiful 18" x 20" cross stitch with over 55,000 stitches in it, had it professionally framed, and then presented it to us as her contribution to the prize table. Can you say cowboy spirit? What a fine lady and class act!

The formal festivities wrapped up, and the bonfire was lit. The di-hardhs like Antelope Kid, SASS #60817, Dallas Dancer, and myself kept the bonfire going until 2 AM, socializing and making up new excuses why we missed so many of those dang targets.

Thanks to everyone that worked so hard to make this event a great success, and especially thanks to 41 Colt Bob, SASS #52998, and Judge Bill Spinks, SASS #72357, the Chairmen of the Red Mountain Renegades, for all their hard work throughout this year. Also, thanks to my good friends and the best damn cowboys I know, Gifford Gringo and Can Hop "Hoppy", for their dedication to this sport and the cowboy way.

Hope to see you all on the range and invite you to come shoot with the Red Mountain Renegades anytime. For more information and schedules, see www.rustywood.ca and click on Red Mountain Renegades. 🤠



SASS MARYLAND STATE CHAMPIONSHIP “THUNDER VALLEY DAYS”

By Chuckaroo, SASS #13080

Damascus, Maryland – Only 25 miles North of the hustle and bustle of Washington, DC is the rural town of Damascus, Maryland. Here is where the Damascus Wildlife Rangers reside. Their Izaak Walton League of America hosts and provides the ranges and lots of volunteer “Waddies” to make sure the SASS Maryland State Championship, “Thunder Valley Days” goes off without a hitch. And, it was indeed a flawless match. From the weather, to the stages, to the Friday BBQ, and the Saturday banquet, everything flowed smoothly and on time.

For the third year in a row, we were sold out and unfortunately had to turn a few people away. We could squeeze a few more into the match, but we really want to keep it manageable and friendly for the shooters. Keeping our reputation for not rushing the shooter is very important to us. This is a shooter friendly match in all respects, including the stages. Our match formula of side matches on Thursday, five stages and a BBQ on Friday, and the final five stages and awards banquet at the host hotel works well. There are no plans to change that or stuff more shooters into the match. Our posse shoot of Cowboy Golf was back. This year we added a single exploding ball to start the shooters off.

With 10 action packed stages, all with some movement and Cowboy Action, the shooters were given just enough “Brain Work” to make the stages interesting, but no so difficult it became a memory test. In the end, there were more clean shooters than shooters with procedurals. That is a good thing!

As with any major undertaking, a lot of hard work by a lot of volunteers occurs. Anyone that has put on a match production knows this. I cannot express how blessed we were to have over 60 Izaak Walton volunteer Waddies. Without their tireless efforts, the match would not be possible. And, as with all the Damascus Wildlife Rangers matches, 100% of the income is donated to the Izaak Walton League to support their conservation and community projects in the Damascus area.

After all the smoke had cleared,

we had a new Maryland State Men’s Champion, Wild Bill Diamond, SASS #19375, and Kiddo Caldwell, SASS #55504, won the Maryland State Ladies championship for the third year in a row!

Next year’s dates are June 26, 27, and 28, 2008. Applications will be available January 2nd, 2008.

Our thanks for providing pictures for this article to Idle Time Photography, Billy Ninety, and Marshal Chuck. 🤠



Side Match Winners



Chuckaroo finally shoots a Thunder Valley Days match!



New Regulators Tug Hill (l) and Trapdoor Dave (far r)



Dogmeat Dad with his Starpucker Cowboy Spirit badge.



Wendover Kid with his Crash & Burn Award



Wagon and the Where To Pole



For whining that he never wins anything, Lab Logan gets the whiners award!



Hell Ryders Mom and Hell Ryder having fun!



Kiddo Caldwell showing the way she has won the Ladies MD State Championship three years running.



Iron Horse Marine and his Buckaroo, Huckelberry Hines



Best Dressed Colorado Charlie Utter and Feather



Parking lot shuttle



The blackpowder smoke is from the last shooter!



Kiddo Caldwell and Wild Bill Diamond, Maryland State Champs



A thank you plaque for Atlantic Guns, our match sponsor for all eight years.



Posse shoot of Cowboy Golf

Winners

Maryland State Champions

- Lady* Kiddo Caldwell, SASS #55504
- Man* Wild Bill Diamond, SASS #19375

Overall Match Winner

- & Top Man* Doc Cavity, SASS #39627
- Top Lady* Sunshine Marcie, SASS #64900

Category Winners

- Traditional* James Samuel Pike, SASS #53331
- 49er* Dig'em Deep, SASS #12251
- Senior* Chuckaroo, SASS #13080
- Senior Duelist* Rifleman CW, SASS #20444
- Silver Senior* Will Kilya, SASS #9568
- E Statesman* Bad Norseman, SASS #21962
- Modern* Doc Cavity, SASS #39627
- Gunfighter* Oatsville Slim, SASS #26340
- L Modern* Sunshine Marcie
- B-Western* Deuce Diamondback, SASS #44554
- Duelist* Virginia Kid, SASS #35492
- L Traditional* Kiddo Caldwell, SASS #55504
- L 49er* Sassy Shooting Sours, SASS #67591
- C Cowboy* Bull Shoals, SASS #25400
- F Cartridge* Trapdoor Dave, SASS #10112
- F C Duelist* Doc Argyle, SASS #12847
- Frontiersman* Patchogue Mike, SASS #8626
- Ladies Senior* Tango Rose, SASS #51321
- Buckaroo* Johnnie Bravo, SASS #48626

Side Match Winners

Cowboy Shotgun Challenge

- Team* River Banks, SASS #55949, No-One, SASS #52804, & Wild Bill Diamond, SASS #19375
- Lady* Kiddo Caldwell, SASS #55504
- Man* Wild Bill Diamond, SASS #19375
- Buckaroo* Huckelberry Hines, SASS #60709

Long Range

L A Rifle, Pistol Caliber

- Lady* Kiddo Caldwell, SASS #55504
- Man* Patchogue Mike, SASS #8626
- Buckaroo* Johnny Bravo, SASS #48626

L A Rifle, Rifle Caliber

- Lady* Kiddo Caldwell, SASS #55504
- Man* Long Gun Greg, SASS #42768

S S Rifle, Rifle Caliber

- Lady* Tomahawk Terri, SASS #52808
- Man* Long Gun Greg, SASS #42768

Speed Derringer

- Lady* Kiddo Caldwell, SASS #55504
- Man* Oatsville Slim, SASS #26340
- Buckaroo* Huckelberry Hines, SASS #60709

Speed Pistol

- Lady* Kiddo Caldwell, SASS #55504
- Man* River Banks, SASS #55949
- Buckaroo* Johnny Bravo, SASS #48626

Pocket Pistol

- Lady* Kiddo Caldwell, SASS #55504
- Man* Jug Browning, SASS #22356
- Buckaroo* Johnny Bravo, SASS #48626

Speed Shotgun

Side By Side

- Lady* Feather, SASS #70021
- Man* Bull Shoals, SASS #25400
- Buckaroo* Huckelberry Hines, SASS #60709

Pump

- Lady* Sassy Shooting Sours, SASS #67591
- Man* Sharpsburg Kid, SASS #58544

Speed Rifle

- Lady* Kiddo Caldwell, SASS #55504
- Man* Yukon Mike, SASS #23165
- Buckaroo* Johnny Bravo, SASS #48626

Posse Shoot "Cowboy Golf"

Won By Posses 9 and 10

Special Awards

Atlantic Guns

For generously being our match sponsor for the 8th consecutive year.

NEW, SASS # "REGULATOR'S"

Tug Hill, SASS #15764 & Trapdoor Dave, SASS #10112

2007 "Whiner"

Lab Logan, SASS #55501

Starpacker Badges "Cowboy Spirit"

Dogmeat Dad, SASS #48563

"Crash & Burn"

Wendover Kid, SASS #37552

Best Dressed

- Cowgirl* Feather, SASS #70021
- Cowboy* Colorado Charlie Utter, SASS #63648

Posse Leader Drawing

Ruger Old Army

Donated by Atlantic Guns
Won by Trooper Steve, SASS #15263

Hammered Side By Side Shotgun

Donated by Cody Conagher & His Cowboy Shop
Won by Ready For Action, SASS #75457





THE YELLOWSTONE VALLEY BUFFALO STAMPEDE

By Doc Weed, SASS #60818

Photos by Lilly Blossom, SASS #26517, and Backstrap Bill, SASS #26516
 Statistics by Angel, SASS #19622

Billings, Montana – The Montana Territory Peacemakers hosted the second annual Buffalo Stampede. The match took place on the Rimrocks overlooking beautiful Yellowstone Valley. The Peacemakers are a SASS affiliated club. Billings Rod and Gun Club, the sponsoring organization for the Peacemakers, has built a new building for the Cowboy Action Shooters in which to keep their targets and other paraphernalia. The weather in Billings was warm both days and had a high overcast and mountain breeze in the afternoon that helped keep the shooters comfortable.

Friday was the day for registration and for side matches such as the speed rifle and pistol, the pocket pistol and derringer, and long-range rifle and pistol, as well as shotgun challenges. Friday evening there was a supper planned by Gooch Hill Drifter, SASS #49090, at a downtown Billings restaurant where the enthusiasts exchanged stories and talked about strategies for the Saturday match.

Saturday was the main match, consisting of four bays with eight scenarios written by Backstrap Bill, SASS #26516. New props had been built and new targets made for this match. The additional targets made the stages very challenging for the experienced and the novice alike. The most challenging was stage one which used the Texas Star. This is a challenging target at any time. The distances to the targets were well within the SASS guidelines. Each of the stages used three to five rifle targets and three to five pistol targets, and there were two or four poppers for the shotguns.

The theme of the Peacemakers matches is number one – safety, number two – fun, and number three – hit the targets. All three of these

objectives were achieved. There were many new faces at the match and many long time friends who joked and talked about old times. There were many shooters from states other than Montana. Some came from as far away as Maryland, Washington, and Nevada. A variety of Western era guns were used and lively discussions were overheard about which of these were the best. Most of the shooters were quite satisfied with the guns they had purchased and many had used them for years with great satisfaction.

The success of this match is due to the organizational abilities of Montana Rawhide, SASS #48296. At the end of the match, it was time to clear out the bays and store the targets and props for the next match.

The planning is already underway for the third annual Buffalo Stampede in June 2008. This will be

a challenging match, and we are inviting all Cowboy Action Shooters to participate! 🤠

The top six winners for the men were:

- 1 Senior Montana Longrider, SASS #24785
- 2 Gunfighter Lefty Rhodes, SASS #14206
- 3 49er Prairie Dog, SASS #46666
- 4 C Cowboy Gooch Hill Drifter, SASS #49090
- 5 Senior Cowiche Kid, SASS #28457
- 6 Modern Sam, SASS #30617

The top six winners for the women were:

- 1 49er Curly Sue, SASS #46667
- 2 Senior Caryl Spenny (Longrider's Shadow)
- 3 49er Calico Cowgirl, SASS #58972
- 4 Modern Angel, SASS #19622
- 5 Gunfighter Rawhide Riata, SASS #18060
- 6 F Cartridge Lilly Blossom, SASS #26517



Mistress of Ceremonies, Angel



They Gimme This Piece of Paper Fer Winnin' 'Sumthin' says Gooch Hill Drifter



Match and Lady 49'er winner, Curly Sue



Match and Senior Winner, Montana Longrider



Grizzly Bill holding up a high dollar baton.



Yup, by doggie, it shore looks like rain.



Brother Van ready to shoot on Stage 3



Wyoming Roy



Match Director Montana Rawhide thanks all for coming.



Montana Wheeler listens to the safety briefing.



Yakima Red tries the speed shotgun event.



Backstrap Bill was the Stage Writer for the Yellowstone Buffalo Stampede.



Yakima Red and Rawhide Riata



Doc Weed supervises the unloading.



I didn't know Doc Weed smoked!



THE THREE RIVERS STOCK GROWERS ASSOCIATION

By Inspector SASS #41400

How often do we Cowboys have an opportunity to wear our best period correct, "Sunday-go-to-meetin'" clothes? Three or four times a year? Let's face it; unless you are a member of the Wild Bunch, we average Cowboys just don't have much of an



Founders of the Three Rivers Stock Growers Association
Cantankerous, SASS# 5907 Life, and Bushy Cap, SASS# 15157.

opportunity to wear those dapper and expensive duds out on the town, 'least not without raisin' an eyebrow or two. These clothes are too nice to wear on a dusty range, and range clothes just don't make us look as good as we wish to look at a Cowboy banquet.

I think we all recognize this quandary, but consider this problem

solved! Welcome to the Three Rivers Stock Growers Association. This organization is the inspiration of Cantankerous, SASS #5907 Life, and Bushy Cap, SASS #15157, a couple of St. Louis area SASS members. This Association is the first ever 21st century Cowboy dinner club catering to Cowboy Action Shooters and aimed at sponsoring a little SASS related social life off the range.

"Three Rivers" implicates the St. Louis area by referring to the three rivers that made the Gateway city the logical place for a settlement in the early days of westward expansion - the Illinois and the Missouri rivers, joining the Mississippi to make her the Mighty Mississippi. "Stock Growers Association" is an ornate description for cowboys. "Three Rivers Stock Growers Association" rolls off the tongue a lot fancier than "The St. Louis Cowboy Grub Club."

Attending a cowboy dinner can have its advantages over shooting. First, there are no club constitutions

CHRISTMAS TOY DRIVE WITH THE PLEASANT VALLEY RENEGADES

By Lizzy of the Valley, SASS #58875



Our Christmas toy collection was such a success we plan to do it again this year. During our December 2006 shoot we collected toys instead of match fees. We collected over 40 toys for the

Canaan, Indiana Volunteer Fire Department. We even had non-shooting cowboys and cowgirls donate toys and cash. It is great to help others during the Holiday Season!

or by-laws to worry about. The only reloading you have to worry about is if you want a second helping. The only timed event is making it to the


restroom if you've drank a little too much iced tea, and the only rules are to make sure you mind your table manners. (Don't eat your peas with a Bowie knife, not even if you do extend your pinky.) While not a steadfast rule, I was chided by Bushy Cap for eating chicken at a Cattlemen's dinner.

Currently the Association is meeting at 2:00 pm on the second Sunday of every month. For now, dinner is served in Cahokia, IL at Oliver's restaurant at the St. Louis Downtown Airport. However, Bushy Cap and Cantankerous have commissioned several "Range Detectives" to scope out alternate venues if the dinner club wishes to try a change in cuisine.

Cantankerous and Bushy Cap would at this time like to extend their congratulations to you. You see, by having read this article, you, too, are now a member of the Three Rivers Stock Growers Association. To make your dinner reservations and to ascertain restaurant details and directions, please call Cantankerous at (618) 337-4793 or Bushy Cap at (618) 343-2094. Hope to see you at dinner!



Stock Growers Association Members



SHOOT TO SUPPORT THE TROOPS

By Mescalero, SASS #12167, and Calgary Kate, SASS #33287

Santa Margarita, CA – Hats off to the generous and patriotic cowboys of the Pozo River Vigilance Committee in Santa Margarita, California who organized a shoot with all proceeds to support care packages for cowboys – and family members of cowboys – who are serving in Iraq and Afghanistan. Three Fingered Dutchman, SASS #45779, and Dirty Sally, SASS #47110, worked tirelessly to promote the event, secure raffle prizes (including a new model Ruger Vaquero and Uberti 1873 rifle donated by local gun shops), sell tickets, and keep track of the million details an event of this type requires.

Many of the 58 cowboys who

attended traveled several hours or more to participate in a day that felt very much like a family reunion or company picnic ... with guns. The relaxed atmosphere allowed everyone to enjoy creative team matches, elimination man-on-man shoots, and speed events. The fun of shooting with friends, sharing a barbecue lunch, and lots of laughter was coupled with more serious moments as we remembered why we were gathered.

Thanks to the generosity of those in attendance, and many others who sent support, an astonishing \$4,269.18 was raised for the cause. *That'll make any patriotic heart beat a little prouder!*



The Santa Margarita, CA Pozo River Vigilance Committee raised over \$4,000 during a special fund-raising match to support our troops in Iraq and Afghanistan.

SASS PROGRAMS FOR SASS MEMBERS . . .

(Continued from page 6)

Through SASS, our members receive a free one-year Gold Membership valued at \$24.95! To get started, go to the GBN website, insert your SASS membership number (e.g., SASS123456) in the User Name field, pick a password, and continue to fill in the rest of the form. Next, select Free Membership and click Register. You will be upgraded automatically to the Gold Membership level and all media titles will be available to you.

<western.goldbucklenetwork.com>

Scholarship Program

The SASS Scholarship Foundation has been in operation for a number of years now and was recently reorganized so its fund raising activities are separate and distinct from the Museum and Hall of Fame. Hundreds of SASS youngsters have benefited from this tax-exempt program by receiving tuition grants to the college or vocational school of their choice.

Museum and Hall of Fame

The Western Heritage Museum has been established for some time, but has been slow in developing. It is also a tax-exempt organization that can accept memorabilia from SASS members for display and educational purposes. These displays not only keep alive the memories of our members and their accomplishments, but also bring to life the ideas, attitudes, history, and accoutrements of our American West. The mission of the Museum is truly to

keep the Old West alive.

The Cowboy Action Shooting™ Hall of Fame serves to recognize SASS members who through their actions have both influenced and shaped the sport of Cowboy Action Shooting™. Without these individuals our sport would not be what it is today, and these individuals have had this impact because of their love for our game and the Old West. We are all much better off because of their efforts, and the Hall of Fame provides a special way for SASS to say "thank you."

Regulators

In every Cowboy Action club there are individuals who simply don't know the meaning of the word "no." They are instrumental in getting new clubs started. They do whatever is required to get the job done, and they do it simply because "it" needs doing! These individuals have an impact on Cowboy Action Shooting™ far beyond the bounds of their own individual club. SASS is proud to recognize these individuals across the country and around the world with special "Regulator" badges awarded each year at END of TRAIL.

Founders Ranch

SASS has acquired Founders Ranch to provide a permanent home for the Cowboy Action World Championships. This is place where SASS members can enjoy world-class competition with their friends and other like-minded shooters. The Ranch is controlled by SASS, for SASS members, and functions be-

cause of SASS members. In every sense of the word, this is "our" collective Ranch and provides a showcase to the world for our sport. The Ranch construction program is continuing to move forward and the facility is becoming influential in New Mexico Cowboy Action Shooting™ activities. The Ranch is available for a wide variety of activities; all one needs to do is ask.

The Wire

SASS was an early advocate of using Internet-based technologies to facilitate communication among its members. The Wire and the TG Wire provide for very rapid, free-flow exchange of ideas and information. There are very few secrets in SASS, partly because of this exchange medium, and as our members learn to use the Wire with the same etiquette we all use in face-to-face communication, this service will truly blossom.

Shooting Tips

SASS is now working to create a "members only" area on the Internet where special services and information can be found. For example, Cowboy Action Shooting™ Tips is currently being produced in three-minute segments where nationally recognized Cowboy Action Shooting™ experts can show our members various tips of the game so we can all become better competitors.

Conclusion

As you can see ... SASS is far more than simply a shooting organization. Of course, one can play Cowboy Action Shooting™ games without being a SASS member, but with membership there are many potential benefits. And, each membership continues to help SASS grow and become a stronger, more beneficial organization.



Donna Oakley
SASS #13013

FOR CORPORATE
MEMBERSHIP
ASK FOR

~ DONNA ~
(EXT. 118)

SMOKE IN THE GREATLAND 2007 . . .

(Continued from page 79)

ized and authorized two Regiments of Cavalry, the 9th and 10th, along with the 24th, 25th, 38th, 39th, 40th, and 41st Infantry Regiments. In 1869 the Infantry were consolidated into the 24th and 25th United States Infantry. The Buffalo Soldiers were assigned in every Department of the West, and fought many engagements throughout the Southwest. In all areas, they distinguished themselves with honor and were among the bravest and best of the fighting forces.

Stage #8, Guarding the Talking Wires. Every day life in the frontier U.S. Army was drudgery, boredom, lonely, and at times, brutal. Days, weeks, and months could go by with monotony. But danger lurked for the complacent and unwary.

In the Southwest, favorite targets of the Apache warriors were the stagecoaches, mining camps, and telegraph lines, called the "talking wires" by the Indians. They recognized their importance to communications. The Apache were a strong, fierce, and proud race of people who did not give up their way of life and lands without a fight.

One of the Apaches' frequent tactics was to tear down the telegraph wires and then ambush the small patrols that came to check on it and/or repair it. No quarter was

expected or given.

Counting Coup. Stage #9 introduced us to just how twisted Yukon Marshal's mind can get. One of the procedures on the stage required the shooter hold a 5-foot long "Coup Stick" while shooting. The rule was simple. You could not drop it on the ground. This led to some interesting innovations. Some tucked it in their boot, some put it through the gun belt, some held it in their fingers, and one enterprising soul stuck it down the back of his pants. He did shoot the stage "clean," but complained about splinters in a sensitive area!

A measure of bravery for a warrior of the Great Plains was not always the letting of blood. One way was the "Counting Coup," which was a non-violent practice of many of the Plains tribes. The warrior would touch an enemy in battle with his hand or a "coup stick," risking injury or death by doing so, and then running away unharmed.

Coups were recorded by notches on the coup stick or by feathers in a warrior's headdress. Other war trophies measured a warrior's bravery as well. Horses, captives, scalps, assorted body parts, weapons, etc. All recognized courage.

As warfare on the plains intensified, and since the white man did not

seem to recognize "counting coup" by touching, it soon came to mean at least one of the parties came to a violent end.

A Way of Life No More was an accurate title for Stage #10, the final scenario.

The Apache Indians were a semi-nomadic people and longed for the open space of their native lands the Spaniards called *Apacheria*. On May 17, 1885, Chihuahua, Mangus Colorado, Nana, and Geronimo jumped the San Carlos Indian Reservation in Arizona and went on the warpath.

The "renegades" or "hostiles" as they were called, consisted of thirty-five men, eight boys, and one hundred and one women and children. They would occupy the attention of five thousand troops, five hundred Indian auxiliaries, and an unknown number of civilians. On the warpath for sixteen months, they killed seventy-five U.S. citizens, twelve White Mountain Apaches, two commissioned officers, eight enlisted soldiers, and an unknown number of Mexicans. They terrorized hundreds of people over thousands of square miles, both in the United States and Mexico. The Apaches lost six men, two boys, two women, and one child.

On March 27, 1886, Geronimo was finally run down. He surrendered and returned to San Carlos.

On March 29, 1886, Geronimo and forty others again jumped the reservation. This caused General Crook to resign and General Nelson A. Miles assumed command. It was during this campaign that Tom Horn acted as a scout for the Army. On August 24, 1886, Lt. Gatewood found and met with Geronimo on the banks of the Bavispe River. Geronimo agreed to meet with General Miles. On September 3, 1886, he surrendered with nineteen men and twenty-eight women and children. On September 8, 1886, the Apaches were sent east on a train under heavy guard to begin years of captivity. It was an ignominious end to a truly free way of life.

For the epilogue, here are the thank you's. Yukon Marshal for doing such an outstanding job in presenting another great match. Matsu, SASS #62148, the Trail Boss, for the great job in the support role for everything from the firing line back. Backshot Dave, SASS #17987, our Ramrod, for the prizes and Saturday Night BBQ. Jason Brown, for the marvelous pictures. Scout Brown, SASS #36048, and his crew of Range Officers for another safe and smoothly run match. Last, but not least, all of the others who pitched in and help make it a great shoot. There is just not enough room to list everyone who contributed their time and talents. 🤞

**FLORIDA outlaws
Mounted shooting club**

and
ALLIVET

Presents the

Sass Eastern National

MOUNTED SHOOTING CHAMPIONSHIP

February 23 - 24, 2007

**Jackson county agriculture arena
marianna, Florida**

6 Stage Match - 4 stages Saturday - 2 stages Sunday - Entry Fee: \$100
Run-Down Run-Off Speed Stage on Friday Night - Entry Fee: \$10
2 Stage Rifle Side Match on Friday - Entry Fee: \$20
Extreme Stage Side Match on Saturday - Entry Fee: \$10

BUCKLES FOR ALL DIVISION WINNERS
OVERALL MEN'S AND LADIES BUCKLES
AWARDS FOR BEST DRESSED COWBOY AND COWGIRL
PERFORMANCE HORSE AWARD

Camping with hook-ups available
Stalls and concession on site

For more information call:
Lone Wolf McCrary - 321-263-5239
Saspirilla Sundance - 813-334-9798
Check out our website at gallopingguns.com

NEW

FROM THE SASS MERCANTILE

The Search for Corporal Dow

Written by Gene and Linda Solyntjes. This 200 page, hardbound book tells the reader all they need to know about researching just about any US Firearm as well as the genealogy of any person who ever served in the United States Armed Forces and it has beautifully illustrated pictures of weapons.



Price: \$34.95

ITEM# B00047-000


TO ORDER

Call:

1-877-411-SASS

or visit:

www.sassnet.com



"Gonna Renew...or Whistle Dixie?"



A. UBERTI
"1873 CATTLEMAN DESPERADO"



HENRY
"HENRY BIG BOY"



CIMARRON
"THUNDERER PISTOL"



WAH-MAKER
\$1000 WARDROBE



STOEGER
"NICKEL COACH GUN"



EMF
"GREAT WESTERN II"



MARLIN
"MARLIN 1894 CB"



RUGER
"NEW WAQUERO"



INTERSTATE ARMS
"1887 LEVER SHOTGUN"



TAYLORS & CO.
"ISLAND GIRL 38 SPECIAL"

RENEW ON OR BEFORE YOUR MEMBERSHIP ANNIVERSARY

and be automatically entered to win one of these legendary firearms or a \$1000 wardrobe!

Simply renew your membership by mail, on-line, or over the phone on or before your anniversary renewal date, and you will be entered for a chance to win one of the pictured prizes. Its that easy!

* Drawing is open to SASS Members only.
* Employees or family members of the Single Action Shooting Society are not eligible to participate.
* Renewal must be received, payment in full, by anniversary renewal date.
* SASS Life Members are automatically entered.
* Drawing takes place at the 2007 SASS Convention.
* You need not be present to win.















SASS CORPORATE MEMBERSHIP APPLICATION

Become a SASS Corporate Member Today!

Join Now

The Single Action Shooting Society® is proud to offer Corporate Memberships to businesses involved in SASS® and Cowboy Action Shooting™.

These annual memberships are designed to identify and offer special benefits to businesses that support SASS® and its membership.

Show your support by becoming a SASS® Corporate Member and let the industry and the SASS membership know you are part of our family.

SASS® Corporate Memberships run from January through December and are renewable annually.

Support

Annual SASS® Corporate Memberships give businesses the opportunity to show their support of SASS and the Cowboy Action Shooting™ community. Corporate Membership offers a unique package of benefits. By becoming a SASS® Corporate Member, you will be helping insure the future of SASS® and the sport of Cowboy Action Shooting™ as well as preserving the history of the Old West.

Fees

One-year Corporate Memberships are \$500 and provide your company with many worthwhile benefits, including multiple subscriptions to The Cowboy Chronicle, the SASS® Monthly Journal, license to use the SASS® logo in ads and promotions, a banner link on the SASS® Web Site as well as an identifying framed certificate.

SASS® Corporate Members can sign up by completing and returning this application with payment, or on-line at www.sassnet.com.

Benefits

SASS Corporate Members receive the following benefits:

- Five subscriptions to The Cowboy Chronicle
- Five SASS® Marshal Lapel Pins
- Five SASS® Decals
- License to use the SASS® logo in ads and promotions
- Banner link on a SASS® Web Site special Corporate Member page
- Periodic company listing in the The Cowboy Chronicle
- Custom framed membership certificate

Visit www.sassnet.com or call 1-877-411-SASS

SASS Corporate Member Application ~

Yes ___ Sign us up as a Corporate Member

Company: _____

Address: _____

City: _____ State: _____ Zip: _____

Phone: _____ Fax: _____

e-mail: _____

Web Site Address: _____ Contact: _____

Please list up to five recipients for Cowboy Chronicle Subscriptions

1. _____
2. _____
3. _____
4. _____
5. _____

Corporate Membership - \$500.00 Renewal Corporate Membership - \$350.00

Bill Me Check Am EX Visa MasterCard Discover

Acct. No _____ Exp Date _____

Signature _____ Date _____







Single Action Shooting Society
23255 La Palma Ave, Yorba Linda, California 92887
www.sassnet.com • 1 877 411-SASS



SASS APPAREL

Mercantile

SASS MOUNTED FIELD JACKET

Price: \$95.00

- Made with 100% cotton duck with saddle blanket lining. Convenient pockets inside and out. Split-back design to help provide for ease of movement. Has antique brass buttons with the sass marshal. Features embroidered mounted sass logo on the back.
- Available in M, L, XL and XXL

AJ0002-MT
Please specify size



NEW



COWBOY ACTION SHOOTING T-SHIRT

Price: \$14.95

- This 100%, pre-shrunk, heavy weight t-shirt comes with the SASS Marshal logo positioned on the left chest. Back top: The Single Action Shooting Society. Back bottom: Cowboy Action Shooting Celebrating America's Wild West Heritage.

ATS007-GR
Please specify size



FOUNDERS RANCH LONG SLEEVE BUTTON-UP SHIRT

Price: \$39.95

- This stylish denim shirt features an embroidered SASS Logo above a buttoned pocket.
- Available in M, L, XL, XXL

ABL004-TN
Please specify size



SASS MARSHAL FIELD JACKET

Price: \$95.00

- Mustard colored 100% cotton duck with blanket lining.
- Many convenient pockets inside and out.
- Split-back design to help provide for ease of movement.
- Available in M, L, XL, XXL

AJ0001-MTM
Please specify size

SASS COLLEGIATE LONG SLEEVE T-SHIRT

Price: \$24.95

- This stylish collegiate long sleeve shirt commemorates the 1873 Colt Single Action Army and the Winchester '73
- Writing down right sleeve
- Limited Sizes Available

ATS004-LS
Please specify size



FOUNDERS RANCH T-SHIRT

Price: \$14.95

- This 100%, pre-shrunk, heavy weight t-shirt comes with the SASS Founders Ranch logo positioned on the left chest
- Back shown
- Available in S, M, L, XL, and XXL

ATS002-BN
Please specify size



SASS EMBROIDERED DENIM SHIRT

Price: \$39.95

- This stylish denim shirt features a highly embroidered SASS Logo above a buttoned pocket
- Made from a subtle but sturdy cotton denim, the button down collar adds a stylish look
- Available in L, XL, XXL, Youth/Ladies Medium and Youth/Ladies Large

ABL002-DE
Please specify size

SASS COLLEGIATE SWEAT SHIRT

Price: \$29.95

- This stylish collegiate sweat shirt commemorates the 1873 Colt Single Action Army and the Winchester '73
- Available in M, L, XL, XXL

ABL002-DE
Please specify size



SASS DELUXE BALL CAPS

Price: \$19.95

- This deluxe ball cap is 15% wool and 85% acrylic with 6 panels and sewn eyelets
- The SASS Marshal is embroidered on the front of the cap and there is a plastic snap size-adjuster in the back so you can get the perfect fit!
- Available in Navy Blue, Red and Black
- One size fits all

Black AC0001-BK0
Navy Blue AC0001-NY0
Red AC0001-R00



JOHN DWAYNE DELUXE BALL CAP

Price: \$19.95

- This deluxe ball cap is 15% wool and 85% acrylic with 6 panels and sewn eyelets
- John Dwayne is embroidered on front with SASS on the back above the plastic snap size-adjuster!
- Available in Black, Navy Blue and Red
- One size fits all

Black AC0002-BK0
Navy Blue AC0002-NY0
Red AC0002-R00



FOUNDERS RANCH BALL CAP

Price: \$19.95

- This deluxe ball cap is 100% cotton with 6 panels and sewn eyelets
- The Founders Ranch logo is embroidered on front
- One size fits all

AC0003-BN0



TO ORDER CALL: (877) 411-SASS or visit www.sassnet.com



SASS

ACCESSORIES



Mercantile

SASS Collectors Badge rests on top of the ring cut outs



CUSTOM LEATHER POUCH BADGE HOLDER

Price: \$39.95
 • Hand stitched with heavy duty snap
 • Available in Black, Brown, and Tan

Black L00002-BKD
 Brown L00002-BND
 Natural L00002-NAT



CUSTOM LEATHER SASS BADGE HOLDER

Price: \$19.95
 • Hand stitched with heavy duty snap
 • Available in Black, Brown, and Natural

Black L00001-BKD
 Brown L00001-BND
 Natural L00001-NAT



SASS STERLING SILVER MONEY CLIP

Price: \$45.00
 • Crafted from Sterling Silver

600010-000



CYLINDER PENCIL HOLDER BLUE AND NICKEL

Blue Pencil Holder - Price: \$29.95
 Nickel Pencil Holder - Price: \$34.95
 • Available in Blue and Nickel

Blue 600020-BLU
 Nickel 600020-NIC

Mercantile

CUSTOM ORDERS



CUSTOM ORDER

SASS COLLECTOR BADGES - GOLD AND SILVER

Price: \$43.95 - Gold Collectors Badge LIFE MEMBERS ONLY (Includes \$9.00 shipping)
 Price: \$33.95 - Silver Collectors Badge (Includes \$9.00 shipping)
 • Law enforcement-type badges are made in the U.S.A. and constructed of heavy brass alloy
 • The Gold Badge is plated in 24 karat gold
 • The Silver Badge is Rhodium plated for a high luster, scratch resistant, non-tarnish finish
 • All custom orders take 4-6 weeks

Gold C00001-G00
 Silver C00001-S10



CUSTOM ORDER

CLASSIC CAST IRON WALL CLOCK WITH YOUR ALIAS

Price: \$109.95 (Price includes shipping to Continental US. Extra Shipping applies to Alaska, Hawaii and International)
 • Please select a color, and enter your Alias and SASS Number. (see website for form or call 1-877-411-SASS to speak to a customer service representative)
 • Available in Black or Rust

Black C00006-000-BLA
 Rust C00006-000-RUS



CUSTOM ORDER

SASS DELUXE BELT BUCKLE WITH OR WITHOUT ALIAS

Price: \$84.00 - With Alias (Includes \$9.00 shipping)
 Price: \$68.00 - Without Alias (Includes \$9.00 shipping)
 • All custom orders take 4-6 weeks

C00002-000



CUSTOM ORDER

SASS DELUXE LADIES DRESS BUCKLE WITH ALIAS

Price: \$89.00 (Includes \$9.00 shipping)
 • All custom orders take 4-6 weeks

C00003-000



CUSTOM ORDER

SASS DELUXE MENS DRESS BUCKLE WITH ALIAS

Price: \$89.00 (Includes \$9.00 shipping)
 • All custom orders take 4-6 weeks

C00004-000



CUSTOM ORDER

SASS SUPREME BELT BUCKLE WITH ALIAS

Price: \$124.00 (Includes \$9.00 shipping)
 • SASS Supreme Custom Belt Buckle in Bass Relief Customized with your Alias
 • All custom orders take 4-6 weeks

C00005-000

TO ORDER CALL: (877) 411-SASS or visit www.sassnet.com



SASS

COLLECTIBLES

Mercantile

NEW

FOUNDERS RANCH LAPEL PIN

PRICE: \$4.95

• Lapel pin is 7/8" x 7/8". Has gold lettering and trim with background burgundy.

P00005-000



SASS CONVENTION 2006 LAPEL PIN

Price: \$4.95

• 5th Annual SASS Convention and Wild West Christmas lapel pin from 2006. This pin is a great souvenir.

PC0600-000



END OF TRAIL 2005 LAPEL PIN

Price: \$4.95

• 24th Anniversary End of Trail lapel pin from 2005. This pin is a great souvenir to have from End of Trail, the Cowboy Action Shooting Championships.

PE0500-000



END OF TRAIL 2006 LAPEL PIN

Price: \$4.95

• 25th Anniversary End of Trail lapel pin from 2006. This pin is a great souvenir to have from End of Trail, the Cowboy Action Shooting Championships.

PE0600-000



SASS MARSHAL LAPEL PIN

Price: \$4.95

• The SASS Marshal lapel pin is a great collector's item

P00001-000



SASS WATCH FOB WITH LEATHER STRAP GOLD AND SILVER

Price: \$14.95 - Gold Watch FOB

Price: \$14.95 - Silver Watch FOB

• Available in Silver or Gold with an adjustable leather strap

Gold G00016-G00
Silver G00016-S10



EMBROIDERED SASS MARSHAL PATCH

Price: \$5.95

• 3" Patch embroidered SASS logo
• Great for spicing up a jacket or duffel bag

G00012-000



SASS LICENSE PLATE FRAME WITH FOUR-COLOR CAR PLATE

Price: \$14.99

• Brite Chrome finish license plate frame with SASS logo plastic plate

G00008-000



SASS GUN CLEANING PAD

Price: \$12.95

• Sturdy green Drymate gun cleaning pad
• Washable, waterproof stain resistant pad
• Measures 16" x 54"
• Folds for easy storage

G00019-000



SASS ZIPPERED KOOZIE

Price: \$12.95

• High quality, black, durable neoprene zippered koozie assures your favorite bottled beverage stays chilled
• Features a non slip base

G00021-000



SASS MOUSE PAD

Price: \$9.95

G00011-000



SASS HITCH COVER

Price: \$39.95

• Made with high quality, durable steel and highlighted with the SASS Marshal in acrylic
• The ideal way to beautify your bitch

G00022-000



SASS BADGE LAPEL PIN GOLD AND SILVER

Price: \$9.95 - Gold

Price: \$9.95 - Silver

Gold P00003-000
Silver P00002-000

MUGS & MORE



SASS TRAILER SIZE DECAL

Price: \$43.95 (includes \$9.00 shipping)

The SASS trailer size decal is perfect for your recreational vehicle or club
• Complete color detail, the decal is a peel-and-stick
• Easy to install with a spray bottle and water

G00003-000

NEW



TRAVEL MUG, RUST COLOR

Price: \$19.95

16 oz Rust color Mug, Stainless with SASS Marshal logo on two sides

M00009-000



8 OUNCE STAINLESS STEEL HIP FLASK

Price: \$21.95

8 Ounce Stainless Steel engraved Hip Flask
• Each Flask is 100% Stainless Steel with the SASS Marshal Logo and includes a hinged safety cap

G00020-000

SASS MARSHAL DECAL

(3 for \$5.00)

Price: \$5.00 (includes \$9.00 shipping)

• Full color self stick decal

G00004-000



SASS BULLET HOLE MUG

Price: \$9.95

• Ceramic mug with bullet hole design

M00002-000



JOHN DWAYNE MUG

Price: \$12.95

• Ceramic mug with SASS logo on one side and EOT John Dwayne Logo on the other

M00001-000



FOUNDERS RANCH MUG

Price: \$11.95

• Ceramic mug with the SASS Founder's Ranch logo in deep red embossed on both sides

M00004-000

TO ORDER CALL: (877) 411-SASS or visit www.sassnet.com



SASS

VIDEOS & DVDS

Mercantile

END OF TRAIL, 2006
 Price: \$24.95 - DVD
 The Silver 25th Anniversary Edition! Relive the fun and flavor of this event including the costume contest, cowboy dancing, all 12 stages of fire, interviews with competitors and vendors and everything that has made the END OF TRAIL what it is today.
 V00044-000

NEW



COWBOY ACTION SHOOTER TV 2004 SERIES: VOLS 1-4
 Price: \$89.95 - DVDS
 • The Complete 13 episode 2004 Cowboy Action Shooter Series on DVD
 • Volumes 1-4
 V00005-000



COWBOY ACTION SHOOTER TV - VOLUME I
 Price: \$24.95 - DVD
 • Episode 1-EDT Action Shooting
 • Episode 2-EDT Mounted Shooting
 • Episode 3-EDT Ladies Edition
 V00001-000



COWBOY ACTION SHOOTER TV - VOLUME II
 Price: \$24.95 - DVD
 • Episode 4-Shootout at Mule Camp
 • Episode 5-Hell on Wheels
 • Episode 6-Shootout at Horse Ridge
 V00002-000



COWBOY ACTION SHOOTER TV - VOLUME III
 Price: \$24.95 - DVD
 • Episode 7-Guns of August
 • Episode 8-Mason Dixon Stampede
 • Episode 9-Showdown at Buck Creek
 V00003-000



COWBOY ACTION SHOOTER TV - VOLUME IV
 Price: \$24.95 - DVD
 • Episode 10-SASS International Black Powder Championships
 • Episode 11-Shootout at Deadman's Pt.
 • Episode 12-SASS Western Regional
 • Episode 13-SASS Convention
 V00004-000



BAR-H INTRODUCTION TO COWBOY ACTION SHOOTING
 Price: \$24.95 - DVD
 • A great entry level video
 DVD - V000008-000



BAR-H TOP SHOOTERS GUIDE PART I
 Price: \$24.95 - DVD
 DVD - V000009-000



BAR-H TOP SHOOTERS GUIDE PART II
 Price: \$24.95 - DVD
 DVD - V000010-000



2004 END OF TRAIL
 Price: \$24.95 - DVD
 Price: \$24.95 - VHS
 • The 1997 World Championship of Cowboy Action Shooting
 DVD - V000006-000
 VHS - V000006-000




1997 END OF TRAIL
 Price: \$19.95 - VHS
 • The 1997 World Championship of Cowboy Action Shooting
 V000005-000



2001 END OF TRAIL
 Price: \$24.95 - VHS
 • The 20th Anniversary END of TRAIL 2001 Video
 V000007-000



CREATING YOUR OWN VICTORIAN HAT
 Price: \$29.95 - DVD
 • Learn the secrets of making Victorian hats with all the flare and elegance
 V000037-000



MAKING YOUR OWN VICTORIAN BALL GOWNS
 Price: \$29.95 - DVD
 • This video shows you where to find second hand prom dresses and how to take two or three dresses and make one beautiful gown for parties
 V000038-000



CREATING YOUR OWN B-WESTERN OUTFIT
 Price: \$29.95 - DVD
 • Teaches how to design and make breathtaking outfits for men or women
 • Haricane will also share with you the accessories that must accompany the outfit to make it complete
 V000007-000



THE DARK SIDE
 Price: \$29.95 - DVD
 Price: \$29.95 - VHS
 • Learn shooting techniques along with how to load cap and ball revolvers, lever action rifles, and double barrel shotguns
 DVD - V000022-000
 VHS - V000025-000




OUTLAW ANNIE'S BEST OF MOUNTED SHOOTING - VOL. I
 Price: \$34.95 - DVD
 • Highlights include Shooting Technique, Horse Training Tips, Stage Patterns, Wardrobe Tips, and Competition Footage
 V000017-000



OUTLAW ANNIE'S MOUNTED SHOOTING - VOL. II COMPETITIVE EDGE
 Price: \$39.95 - DVD
 Price: \$39.95 - VHS
 • Mounted shooting drills, expert's advice on bits, sports medicine and more
 DVD - V000018-000
 VHS - V000018-000



BOB MUNDEN "THE FASTEST GUN WHO EVER LIVED"
 Price: \$34.95 - DVD
 • You'll be amazed at the skills Bob Munden displays with pistols and rifles including fast draw, card splitting, multiple shot finger fanning, pistol spinning and aerial shooting
 V000036-000



GUNPLAY
 Price: \$19.95 - DVD
 • The world's greatest trick and fancy gun artists, sharpshooters, movie stars and stuntmen!
 V000043-000



GUNPLAY MADE EASY PART I
 Price: \$19.95 - DVD
 • Learn traditional Hollywood western fast draw and gun spinning from top international movie gun coach Alex Green
 V000041-000



GUNPLAY MADE EASY PART II
 Price: \$19.95 - DVD
 • Part II picks up where Part I left off. More advanced gun spinning, fast draw and trick shooting
 V000042-000



BOB MUNDEN - THE COLLECTOR'S EDITION
 Price: \$59.95 - DVD
 • This collectible DVD includes a full 2 hrs and 20 minutes of super shooting!
 V000039-000



HOW TO BE A MASTER GUNFIGHTER
 Price: \$29.95 - DVD
 • This video contains expert instruction in fast draw and Cowboy Action Shooting, as well as speed shooting demonstrations
 V000015-000



GUNSITE'S COWBOY ACTION SHOOTING
 Price: \$29.95 - VHS
 • Learn how to safely handle and operate single action in an exciting introductory video by one of the world's top training centers
 V000001-000

TO ORDER CALL: (877) 411-SASS or visit www.sassnet.com



SASS

VIDEOS & DVDS

Mercantile



GUN TWIRLING FOR BEGINNERS
 Price: \$14.95 - DVD
 • Pistol Packin' Paula, entertainer and accomplished stuntwoman, shares her tips about gun handling with her .45 Colt in a 20 minute video
 VD00014-000



ROY ROGERS & RANDY TRAVIS COWBOY ACTION SHOOTING
 Price: \$19.95 - VHS
 • Join Roy Rogers, Randy Travis, and Dusty Rogers as they look at one of the nation's fastest growing membership organizations - SASS
 VV00011-000



SPEED & ACCURACY COWBOY ACTION STYLE
 Price: \$29.95 - DVD
 • This informative how-to video shows you the best shooting tips and techniques using single action revolvers, lever action revolvers, and cowboy style shotguns
 VD00021-000



CUSTOMIZING THE COLT SINGLE ACTION ARMY
 Price: \$29.95 - VHS
 • Master Gunsmith Larry Crow shows you everything you need to know about customizing a Colt Single Action Army for increased accuracy and reliability
 VHS - VV00003-000



COLT SINGLE ACTION ARMY COMPLETE DISASSEMBLY & REASSEMBLY, CLEANING & MAINTENANCE
 Price: \$29.95 - VHS
 • Master gunsmith, Larry Crow shows you complete disassembly and reassembly of the Colt Single Action Army revolver along with cleaning and maintenance tips
 VV00002-000



DVDs sold separately

EVIL ROY - VOL I PISTOL TECHNIQUES
 Price: \$29.95 - DVD
 • Award winning pistol techniques and drills for all levels of CAS shooters
 VD00011-000

EVIL ROY - VOL II RIFLE TECHNIQUES
 Price: \$29.95 - DVD
 • Award winning rifle techniques and drills for all levels of CAS shooters
 VD00012-000

EVIL ROY - VOL III SHOTGUN TECHNIQUES
 Price: \$29.95 - DVD
 • Award winning rifle techniques and drills for all levels of CAS shooters
 VD00013-000

EVIL ROY - VOL IV HANDLING & TRANSITIONS
 Price: \$29.95 - DVD
 • Award winning handling and transition techniques for all levels of CAS shooters
 VD00040-000

LIFE MEMBERS



LIFE MEMBER MUG
 Price: \$14.95
 • We took our favorite mug and transformed it for you, the SASS Life Member!
 • Designed with the distinguishable SASS Life Member Logo, this mug is sure to please any SASS Life Member
 M00007-000



LIFE MEMBER LAPEL PIN
 Price: \$9.95
 • Show your Life Member Status with the distinctly designed SASS Life Member Logo
 • The perfect accompaniment to your Gold Badge
 P00007-000



LIFE MEMBER EMBROIDERED BALL CAP
 Price: \$19.95
 • This stylish ball cap is embroidered with the SASS Life Member logo on front
 • One size fits all
 AC0005-000



LIFE MEMBER PULLOVER SWEATSHIRT
 Price: \$39.95
 • Our heavy duty SASS Life Member Pullover Sweatshirt was designed with versatility in mind
 • It is sure to keep you warm and comfortable on the range
 • Available in M, L, XL, XXL and XXXL
 ASL002-LS
 Please specify size



LIFE MEMBER BUTTON DOWN OXFORD SHIRT
 Price: \$39.95
 • Embroidered with the SASS Life Member Logo
 • Perfect for work or play
 • Available in M, L, XL and XXXL
 AB005-LS
 Please specify size

TO ORDER CALL: (877) 411-SASS or visit www.sassnet.com

SASS FINE FIREARMS

Mercantile

SASS COLT SINGLE ACTION

From the moment you hold a genuine Colt Single Action Army you understand what legends like Hickok, Earp and the original Wild Bunch have known since Colt was first awarded its patent in 1871. Now, as a SASS Member, You can create your own legend with the exclusive Colt SASS Single Action. The *Special Edition Colt SASS Single Action (Model "P" Peacemaker)* is custom built to your specifications with your SASS badge number as the serial number. Choose from three distinct models – The SASS Shooter, SASS Regulator or the SASS Marshal. Each model is hand crafted by the Colt Custom Shop and covered by Colt's Standard Lifetime Service Agreement. Blue with case color hardened or nickel finish, choice of barrel lengths and caliber make your SASS Colt a one-of-a-kind original. You can even have your alias panographed down the backstrap. Pairs are available with a second gun having a reversed serial number from the first. (00001-99999SASS). Don't delay. Create your own history and legacy by adding The Colt SASS Single Action to your collection today. After all, Real Cowboys Shoot Colts. America's First Name in Firearms Colt Since 1836.

THE SASS SHOOTER, MODEL #1 - \$1,335.00

The SASS Shooter comes with your choice of barrel length, caliber and finish. No other modifications are available.

THE SASS REGULATOR, MODEL #2 (10 LETTERS) - \$1,635.00

The SASS Regulator comes with your choice of Finish, Barrel Length and Caliber. This model also includes your choice of Custom Grips and your Alias (up to 10 letters) panographed down the backstrap in your choice of script or block.

THE SASS REGULATOR, MODEL #2 (20 LETTERS) - \$1,690.00

The SASS Regulator comes with your choice of Finish, Barrel Length and Caliber. This model also includes your choice of Custom Grips and your Alias (up to 20 letters) panographed down the backstrap in your choice of script or block.

THE SASS MARSHAL, MODEL #3 (10 LETTERS) - \$2,320.00

The SASS Marshal includes Colt's B-Engraving and comes with your choice of Finish, Barrel Length and Caliber. This model also includes your choice of Custom Grips and your Alias (up to 10 letters) panographed down the backstrap in your choice of script or block.

THE SASS MARSHAL, MODEL #3 (20 LETTERS) - \$2,415.00

The SASS Marshal includes Colt's B-Engraving and comes with your choice of Finish, Barrel Length and Caliber. This model also includes your choice of Custom Grips and your Alias (up to 20 letters) panographed down the backstrap in your choice of script or block.

OWN A HANDFUL OF HISTORY

From the moment you hold a genuine Colt Single Action Army you understand what legends like Hickok, Earp and the original Wild Bunch have known since Colt was first awarded its patent in 1871.

Now, as a SASS Member, you can create your own legend with the exclusive Colt SASS Single Action. The Special Edition Colt SASS Single Action is custom built to your specifications with your SASS Badge number as the serial number.

Choose from three distinct models – The SASS Shooter, SASS Regulator or the SASS Marshal. Each model is hand crafted by the Colt Custom Shop and covered by Colt's Standard Lifetime Service Agreement.

Blue or nickel finish, choice of barrel lengths and caliber make your SASS Colt a one-of-a-kind original. You can even have your alias panographed down the backstrap. Pairs are available with a second gun having a reversed serial number from the first. (00001-99999SASS).

Don't delay. Create your own history and legacy by adding the Colt SASS Single Action to your collection today. After all, Real Cowboys Shoot Colts.

COLT **SASS**

AMERICA'S FIRST NAME IN FIREARMS COLT SINCE 1836

Allow 9 to 12 months for delivery

IMPORTANT: Stag Grips are no longer available with this program. No alternative configurations are available. This offer valid only to current SASS Members. Buyer is responsible for identifying a dealer to receive the firearms. A photocopy of the dealers Federal Firearms License (FFL) bearing an original signature must be sent to SASS before your Colt SASS Single Action can be shipped or delivered.

Price includes shipping to Continental US. Extra Shipping applies to Alaska, Hawaii and International.

Product Options:
You may customize your fine Colt from the following options. Please enter your 10 or 20 letter SASS Number/Alias in the last box when ordering the SASS Regulator or SASS Marshall.

NOTE: ALL SHIPPING INCLUDED IN THE PRICE

Mail completed form and payment to:

SASS
23255 La Palma
Yorba Linda, CA 92887

SASS#: _____
Alias: _____
Name: _____
Address: _____
City: _____
State: _____ Zip: _____
Country: _____
Telephone: _____
Email: _____

MODEL #1 – The SASS Shooter

Case color: Blue Nickel
Barrel Length: 4 3/4" 5 1/2"
Caliber: .45LC .44/40 .38/40
Qty _____ X \$1335=\$_____

MODEL #2 – The SASS Regulator

Case color: Blue Nickel
Barrel Length: 4 3/4" 5 1/2"
Caliber: .45LC .44/40 .38/40
Alias: _____
Alias Panographed In: Script Block
Alias up to 10 letters: Qty _____ X\$1635=\$_____
Alias up to 20 letters: Qty _____ X\$1690=\$_____
 Imitation Ivory
 Buffalo Horn

MODEL #3 – The SASS Marshal

The SASS Marshal includes B-Engraving
Case color: Blue Nickel
Barrel Length: 4 3/4" 5 1/2"
Caliber: .45LC .44/40 .38/40
Alias: _____
Alias Panographed In: Script Block
Alias up to 10 letters: Qty _____ X\$2320=\$_____
Alias up to 20 letters: Qty _____ X\$2415=\$_____
 Imitation Ivory
 Buffalo Horn

TOTALS

International Fees: \$_____
Total Amount of Merchandise: \$_____
CA Residents Add 7.75% Tax: \$_____
Shipping (All Shipping Included): N/A
GRAND TOTAL: \$_____

PAYMENT METHOD

VISA Master Card Discover Card
 AMEX Money Order
 Check #: _____
Card #: _____
Expiration Date: _____
Signature: _____

NOTE: Sorry, no alternative configuration. This offer valid only to SASS Members in good standing. Buyer is responsible for identifying a dealer to receive the firearms. A photocopy of the dealers Federal Firearms License (FFL) bearing an original signature must be sent to SASS before your Colt SASS Single Action can be shipped or delivered.

* Stag Grips and 7 1/2 inch Barrels are no longer available.

TO ORDER CALL: (877) 411-SASS or visit www.sassnet.com

BLANK AMMO
 For Practice, Training or Shows! Large Inventory, Wide Variety! .38, .45, also 5&1 Available in Full Lead, 1/2 or primer only! From 22 to 50 cal. Call Us For Your Special Blanks!

Also Blank Firing Guns
 NO LICENSES OR PERMITS REQUIRED
 Many Models to Choose From!

Western Props & Equipment
 Bullwhips & Stockwhips
 Trick Roping Supplies & Rubber Guns
 Call or Write for a FREE Catalog!

WESTERN STAGE PROPS
800-858-5568
702-873-1100
 www.WesternStageProps.com

3945 W. RENO AVE., SUITE F, LAS VEGAS, NV 89118 * USA

BADGE MAKERS
 All Styles Customized
 * Sterling Silver * Brass *
 * Gold Plating *
 Individuals - Groups

RUNNING BUFFALO

703 Barr Avenue
 Canon City, Colorado 81212
 Toll Free: 1-877-560-9626

www.runningbuffalo.com
 e-mail: running_buffalo@rmi.net

LONGHORN CUSTOM LEATHER

- * Tack
- * Chaps-Belts
- * SASS Approved gun leather and accessories
- * Our Quality-Second to none
- * Our guarantee-100% satisfaction

Please visit our E-bay store Longhorn Leather
 You may contact us for a catalog at:

402-992-2947
 Cody Sherman, SASS #57461
longhornleather@yahoo.com

JMB Distribution
 4291 Valley Quail S
 Westerville, Oh
 43081

Www.jmbdistribution.com
 Grips below, in service 2 yrs !!

See the designs
 On line, or send
 For the
 Color Info Package
 Jim Burgess
 "Five Shot"
 SASS#36193
 Designs Are
 \$ 50.00 per set



STARPACKER BADGES
 Badges of the Old West
 Specializing in Custom Badges
 Clubs-Organizations-Individuals

StarPacker
 P.O. Box 3422
 Nashua, NH 03061-4714
 Ph. 603.888.4714

Look For The StarPacker Brand!

www.starpacker.com

OLD WEST WAGON WHEELS
 The antiques of tomorrow / Branded for vintage value

Dave Johnson
 Owner / Wheelwright

15080 Brice Dr.
 Brooksville, FL 34601
 SASS Member # 22674 Aka Gripgrabber
 Phone: 352-799-7995
 Email: awagonwheelmaker@wildblue.net
 Website: www.oldwestwheels.com
 Specialize in Gun Carts



DON'T MISS

Here is your chance to purchase brand new, first quality Cowboy clothing at a fraction of it's normal retail price. Only a few hundred items remain so don't miss out. Free USPS Priority Shipping included.

<http://stores.ebay.com/Mikes-Rags-to-Britches>

TED BLOCKER
 HOLSTERS, INC.

Since 1972

9438 SW Tigard Street
 Tigard, OR 97223
 www.tedblocker.com

(800)850-9742
 (503)670-7872
 SASS #16095 & 16096

JEFF FLANNERY GUN ENGRAVING

11034 Riddles Run Road
 Union, Ky 41091
 Phone: (859) 384-3127
 Fax: (859) 384-2222
<http://www.flannerygunengraving.com>
 Email: engraving@fuse.net



A.A. CALLISTER CORP

FRONTIER CLOTHING
 COWBOY HATS
 COWBOY BOOTS
 WILD RAGS

3615 S REDWOOD ROAD
 SALT LAKE CITY, UT 84119
 801-973-7058 TOLL FREE 877-78HORSE
 www.callister.com

BOZEMAN TRAIL ARMS, MFG.
 Recommended by Mike Venturino


COLT S.A.A., CLONE, VAQUERO ACTION JOBS
 CUSTOM ONE-PIECE GRIPS AND MORE
www.ycsi.net/users/gunsmith

Tom Sargis, Jr., Proprietor
 FFL #9-B1-034-01-2F-35193
 E-Mail: gunsmith@ycsi.net

28 Lake Drive
 Livingston, MT 59047
 (406) 223-1111

Edgewood, New Mexico
 2.5 Acres Horses Permitted
 Radiant Heat 4 BR
 20 mi. from ABQ \$374,900

Linda Barton 1-800-998-9592
 Re/Max Masters 505-883-8979
www.lindabarton.com



THE TIMELINE COWBOY™
 Your Gettysburg link to the Old West
 Quality Old West Replica Firearms
 Ammunition - Period Gunleather
 Clothing - Loading Supplies - Books
 2523 Emmitsburg Road, Gettysburg, PA 17325
 1/4 mile north of Eisenhower Conf. Center
 717-334-0776
 E-mail Timelinecowboy@Superpa.net
 Please call or E-mail for shop hours

BOOT MAKER

4409 N. 16th Street Phoenix, AZ 85016
 David Espinoza 602-263-8164

Free Brochure on Request

espinozabootmaker.com



cal-graf.com • 800-367-5203

- Simple Cart
- Suitcase Cart
- Cowboy Coffin
- Range Kart
- Accessories

Big Timber, Montana



DELUXE CASES
 FITTED BLACK POWDER
 REVOLVER CASES

CASES FIT 1851 NAVY, 1858 ARMY, 1860 ARMY

- MEDIUM OAK FINISH
- DARK RED VELVET LINED
- INTERNAL LOCK

CASES \$89⁹⁰
 CALL FOR B.P. CASED SET PRICES

E.M.F. Co., Inc. Call: (800) 430-1310
 www.emf-company.com
 1900 E. Warner Ave., Suite 1-D, Santa Ana, California 92705

ATTENTION RIGMAKERS:
 We sell leather!!!

STEVENSON-PAXTON SALES
 Purveyors of quality leather to custom makers since 1985.

1-800-648-1622

37 Commercial Blvd., Suite 101, Ignacio, CA 94040

702-293-3397 **WESTERN STAR LEATHER**
 AUTHENTIC OLD WEST GUN LEATHER
 CHAPS, COCKERS, CUFFS & MUCH MORE

COWBOY ACTION SHOOTERS RIG WITH GREAT STYLING AND FULLY EXPOSED TRIGGER GUARD FOR QUICK ACTION "R.W. RIG" #410.95

www.WesternStarLeather.com
 P.O. Box 61837, Boulder City, NV 89006



ESTABLISHED 1864.

RANK'S MERCANTILE

WOMENS CLOTHING • MENS CLOTHING • JEWELRY • ACCESSORIES

SHOP AT THE FRONTIER CLOTHING STORE
THAT STILL CARRIES STYLES SOLD 140 YEARS AGO

www.RANKSMERCANTILE.com 800.494.5442

W.A. Murphy Explosives

Goex Black Powder Distributor

COWBOY ACTION, RE-ENACTORS, LONG RANGE SHOOTERS
AUTHENTIC BLACK POWDER AND ALL SUBSTITUTES
BLACK DAWG CARTRIDGES- PINNACLE- CLEAR SHOT

- Available for immediate shipment
- Welcome all clubs and organizations

Contact us at relnadit@murphyspowder.com or
(626) 444-9271 (626) 575-2848 (fax)



LAUGHING MOON MERCANTILE

An online store ~ Purveyors of Period Correct Sewing Patterns for Ladies and Gentlemen

WWW.LAFNMOON.COM

JoAnn Peterson, Proprietress
2131 51st Street (no walk in)
Sacramento, CA 95817
Color brochure \$1

Email JoAnn@lafnmoon.com
Phone 916-455-4527
Fax 916-455-4528
Wholesale inquiries welcome

Griner GUNWORKS

GUNSMITHING

Single action service: Colts, Rugers, Colt clones
Lever gun action jobs: 73's, 66's, Marlins
Short stroke for 73's and 66's
Action jobs for Winchester 97's and Norinco 97's
Full service gunsmithing

Visit us at www.grinergunworks.com
El mulo Vaquero aka Ken Griner 505-632-9712
#30 Rd. 5192, Bloomfield NM. 87413



a' dressing the past

Fine Custom Sewing
by
McLane Marlow

P.O. Box 359 • Harper OR 97906
541-358-1111
seamsstress@ruralnetwork.net
addressingthepast.com

1886 LYMAN TANG SIGHT

ONLY \$70 plus shipping

Why buy a repro when you can own an original? Many other models in stock. Along with thousands of products. Worlds widest variety of supplies for early cartridge guns. Your one stop shop!



BUFFALO ARMS CO.
99 RAVEN RIDGE
SANDPOINT, ID 83864
(208)263-6953
CATALOG \$3
Prices subject to change.



DE-LEAD BORES FAST!

BIG 45 FRONTIER METAL CLEANER

De-Leads Bores in Seconds
Removes Rust with No Harm to Blue

1-800-342-1548 • Visa Mastercard
Send To: Big 45 Frontier Gun Shop
PO Box 270 • Hill City, SD 57745

ONLY \$4 PER GUN

Order Online: FrontierMetalCleaner.com • Dealers Inquire

CART-RIGHT Gun Carts

Total Take-down design. Weighs 29 lbs.
Assembles in minutes! No screws, no glue, no nails.
LIFETIME GUARANTEE

4-gun, 6-gun, 8-gun, War Wagon
Call Big Sky Bob: 1-888-859-5960
www.cartrightguncarts.com

BEAR BONE KNIVES

TRADITIONAL OLD WEST BOWIES
BY "BEAR BONE SMITH"

(541) 582-4144
SASS #10719



VISIT MY KNIFE GALLERY AT
www.bearbone.com

SWEETSHOOTER®

GUN CLEANER & PROTECTANT

- ELIMINATES rust • INCREASES accuracy

No more immediate cleanup!
100% Satisfaction Guaranteed!

1-800-932-4445
www.sweetshooter.com

Also perfect for:
• Guns • Knives • Autos
• Boats • Motorcycles
• Fishing Tackle • Tools

DEALERS WANTED • CASE LOT DISCOUNT FOR POSSES

Proprietors: Kevin & Diane Keim
(817) 625-1822

www.oldtymemercantile.com
Open 7 Days A Week



140 E. Exchange Ave #132 Ft Worth, TX 76106

The Working Cowboy Gun Leather Shop

Metal lined and Sheridan style carved holsters our specialty. A truly custom shop.

David J. Arnold

10635 Pioneer Line, Chatham, Ontario
Canada N7M 5J1

519-354-9892
www.workingcowboyleather.com




We specialize in Cowboy Action Firearms and Reloading. SASS Dealer #30.

Check our website for our complete list of firearms for the Cowboy shooter plus driving directions.

Located 1/2 hour drive West of Cabela's in Pennsylvania Dutch Country.

www.encksgunbarn.com



ENCK'S Gun Barn
142 Chapel Road
Newmanstown, PA 17073
Phone: 717-949-2215
Fax: 717-949-2625
Email: barnmaster@comcast.net

Jose Valencia Studio

"Create a Family Heirloom"



480.415.4245
www.GUNCARVING.com
P.O. Box 8234 Phoenix, AZ 85066

Secured by  2006 Catalog \$5.00 www.grdriscoll.com

"Amigo" GunCarts

"Custom Leather" "Artist Prints"
"BP Conversion Cylinders"
"1800's Handgun Replicas"



G. R. Driscoll Studio & Workshop
7 Lyndeborough Road, Amherst, New Hampshire 03031-3040

\$69 SPECIAL \$69

Pants + Shirt + Suspenders +
Long Johns + Boot Socks

SPECIAL PRICE - 5 pieces - \$69.00
Plus UPS shipping \$11.00

www.hamiltondrygoods.com 931-739-6061

CHEYENNE CRTG. BOXES™

Authentic Antique Style & Construction for Storing YOUR Ammunition
"Dependable—Not Expendable"

Available From:
Brownell's, Inc. (800) 741-0015
Buffalo Arms (208) 263-6953
Dixie Gun Works (800) 238-6785
Midway USA (800) 243-3220
Texas Jacks (800) 839-5225
Tonto Rim (800) 842-4287
Wild West Mercantile (800) 596-0444



Need Help? Contact Us @
CLASSIC ERA CARTRIDGE BOXES FOR EVERYDAY USE
Dave Gullo
Buffalo Arms Company, 660 Vermeer Ct., Ponderay, ID 83852
208-263-6953 208-265-2096 fax



DIAMOND J GUNSMITHING

Doug Kunz, proprietor - alias - Jack Diamond SASS #11268

SAA Service and Action Jobs, Colts and Colt Clones
Lever Gun Service & Action Jobs, 92's, 73's, 66's and Marlins
Shotgun Service and Action Jobs, Winchester 97 & Clones, Doublet
Stock Replacement and Refinishing
FPL Transfers and Dealer Sales
Phone 505-888-4633
e-mail: jdiamond45@hotmail.com

Albuquerque, NM

RUSTEDFABLES

Custom Gun Rigs and Accessories

Visit us on the web at Rustedfables.com and order online, download a catalog or call us directly at (800) 417-1831

THE KAW VALLEY MERCANTILE

"Purveyors of finery for the Victorian Lady"
 "Gear for Los Caballeros Grandes"
 "Open by Chance or by Appointment"

Chuck and Dottie Powers
 1101 N. First St.
 Ponca City, OK 74601
 580-762-3414
KawValleyMercantile@cableone.net
<http://stores.ebay.com/kawvalleymercantile>

CIRCLE M SADDLERY & GUN LEATHER

FORT THOMAS - KY

- Have it your way, made to order or most saddles & gun belts may already be in stock.
- Free catalog, \$5 postage & handling - (Refunded with order)
- Paypal, Credit Cards, & Checks accepted

Call: 859-781-4301
 Email: circlem8@msn.com
 Visit us at: www.circlemasaddlery.com

Specializing in Old West Saddles, Gun Belts, Chaps, Holsters, Hollywood Holsters
FRONTIER LEATHER FROM 1849 TO 1900 - SINCE 1983

NUTMEG SPORTS LLC

Jim Alaimo
 Former Superintendent

COLT CUSTOM GUN SHOP

Specializing In Genuine African Elephant Ivory Grips, Custom Tuned Action Work, And Engraved Colts

(860) 872-7373 • www.nutmegsports.com

LIBERTY LEATHER

Custom Gunleather of the "Old West"

Don Barnett
 (Grouchy Old Bear)
 SASS 42002
 281-593-1239
 Liberty County, Texas

libertyleather@sbcglobal.net • www.westerngunleather.com

GRIPMAKER

Simulated Ivory and Stag Designs (Ivorys with age) GREAT PRICES!

www.gripmaker.com
 17401 State Hwy 96
 Carthage, MO 64836
 417-359-8880

BALLISTOL

CLEANS • LUBRICATES • PROTECTS

- DISSOLVES BLACK POWDER RESIDUES
- Non-Toxic • Emulsifies with Water • Softens & Protects Leather
- Biodegradable • Protects against Rust • Never Gum-up or Hardens
- Ideal for Pistol Grips, Rifle Stocks, Knives, & Collectibles

BALLISTOL USA
 1-800-253-2460
www.ballistol.com

DEALERS WANTED
 INDIVIDUAL ORDERS WELCOME
 CASH LOTS FOR POSSES

1 CYPRESS KNEE TRAIL • KITTY HAWK, NC 27949

AMERICAN DERRINGER

The Tradition of the Past with the Quality of the Present

Elizabeth Saunders
 President & CEO
 127 N. Lacy Drive • Waco, Texas 76705
 (254) 799-9111 • Fax: (254) 799-7935

anderringer@aol.com • www.anderringer.com • www.ladyderringer.com

Rossi 92 Specialists

"Is your Rossi rough?"

Let us make it load, cycle and shoot better, E-Z on brass and fingers. Ask about our sight package.

for info: www.stevesgunz.com

Steve Young
 (409) 984-5473
 SASS #6765

4525 Alamosa St.
 Port Arthur, TX. 77642

SASSDECALS.COM

Giddy Up, Pard!

Looks great on gun carts, vehicles, etc.
 Easy to apply, sticks on about anything.
 Will look nice and last for years.
 Custom made, various sizes & colors.

To order go to www.sassdecals.com

Any questions please call:
 Joplin Jim, 937-849-9646

Licensed by SASS

OKLAHOMA LEATHER PRODUCTS, INC.

TELEPHONE (918) 642-6461
 FAX (918) 642-6863

OKLAHOMA LEATHER PRODUCTS, INC.
 MADE IN OKLAHOMA

www.oklahomalatherproducts.com
 MANUFACTURERS OF FINE LEATHER HOLSTERS, BELTS AND ACCESSORIES FOR THE BLACK-POWDER AND SINGLE ACTION SHOOTER

BUFFALO WESTERN WEAR

P.O. BOX 134-CORVERS, GA. 30012
 SINCE 1987

AUTHENTIC OLD WEST CLOTHING
 CUSTOM HATS
 REAL COWBOY SPURS

CALL TOLL FREE
1-877-915-0732

www.buffalowswildwest.com

Old River Saddlery

Custom Saddles, Chaps, Belts, Holsters, Sheaths, Repairs

Larry McElhose
 7732 Garrin Road
 Bakersfield, CA 93313
 (661) 831-3783
 Fax (661) 831-1591
www.oldriversaddlery.com
 E-mail or@oldriversaddlery.com

Ruxton's Trading Post

"Embrace the Old West"

Cowboy & Indian Antiques
 Contemporary Western & Indian Art
 Frontier Antiques • Fine Weavings
 Furniture • Western Books • Kitsch
 Collectibles • Novelties • Curiosities

Gretchen & Mike Graham
 (719) 685-9024
www.oldwestantiques.com
 22 Ruxton Avenue • Manitou Springs, CO 80829

SCREWKNIVES

Patent Pending

REDWING KNIVES

\$99 & UP

308-235-7398

100% GUARANTEED SATISFACTION

FOLKWEAR

SEWING PATTERNS FOR UNIQUE COSTUMES

For catalog information, email name/address to mail@folkwear.com or visit www.folkwear.com

#137 - Australian Drover's Coat *patterns with timeless style*

COWBOY ACTION SHOOTING T-SHIRTS

Official SASS Licensed

Adventure DESIGN

By Sheriff Horton SASS #757

Call for a FREE catalogue or visit our website at: www.adventuredesigns.net

(562) 431-2400
 Roger Peterson Design
 1490 W. Walnut Pkwy.
 Rancho Dominguez, CA 90220

DENNIS A. YODER CUSTOM LEATHER

610-562-8161
 525 Williams Street
 Hamburg, PA 19526
 2 1/2 miles East of Cabela's
www.yodercustomleather.com
 E-Mail: yoder@enter.net
 SASS #14879 The Mad Tanner

Rose D'Zynes Int'l Victorian Era Gowns

*For Discriminating Ladies of all Stature
Exclusive Styles of Day and Evening Wear*

*Also available in Kit Form
Designer consultation included*

Order Now for **CATTLE BARRON'S BALL**

See us at the SASS Convention - Booth numbers 211-310

Mobile: 509-554-1584 Website: RoseDzynes.com



Gentlemen's Formal Wear
American & British
Cattle Baron's Ball Attire
for rent

See us at the SASS Convention - Booth numbers 211-310

Reserve now for best selection
email: info@rosedzynes.com
phone: 866-884-2432
www.RoseDzynes.com



CLASSIFIED

OLD 1920's-30's BEAVERSKIN COAT (size 44?) and BEARSKIN GLOVES--Excellent condition. History furnished to buyer. \$1995. (435) 462-3245.

Resident Range Officer at Mohave Sportsman Club, Kingman, AZ. RV space w/full hook-ups plus stipend. Great for couples or retired person. Call for details: Lynn 928-757-7252

LONGHORN CATTLE DRIVES--Ranch Vacations on genuine family ranch. www.longhorn-cattle.com (620) 826-3649.

CLUB INSURANCE - We specialize in S.A.S.S. & hunting clubs. Phone quotes in 3 minutes. Northland Insurance Company admitted & available in most states. Call Rover Dog for a quote! Toll free: (866) 505-2663.

TANG SIGHTS FOR LEVER GUNS - www.columbiaprecision.com.

BLANKS www.perfectshotllc.com e-mail: dan0083@earthlink.net


.45-70 REVOLVERS WANTED any other large Rifle Caliber, Single Action, Six Chamber Revolvers. Rick Leach 4304 Rt. 176, Crystal Lake, IL 60014. (815) 459-6917; Fax: (815) 459-9430; E-mail: leachent@aol.com

COWBOY and INDIAN BUCKSKIN CLOTHING - Riflecases, Moccasins and Weapons. Catalog \$3.00, Tecumseh's Trading Post, 140 W. Yellowstone Ave., Cody, WY, 82414 (307) 587-5362, www.tecumsehs.com, Email: emailus@tecumsehs.com

Woolies, Custom compen gunleather, B-Western rigs and accessories, www.shastaleatherworks.com (530) 340-0050.

TATONKA DAN
MOUNTED SHOOTING BLANKS.
45 LC (REUSEABLE),
BALLOONS
AM PIONEER POWDER
CARD WADES
HORSE BAR PLUGS 513-932-1021
www.tatonkadan.com

CM5A
816
SASS
20219



Please Mark Your Calendars For:
COMANCHERIA DAYS
April 10-13, 2008
Adolf Stieler Ranch - Texas
Between Fredericksburg and Comfort
Look for registration information early 2008

Online Sales www.treasuretrovetradingpost.com Western American & Western Apparel

Treasure Trove Trading Post
<http://stores.ebay.com/Treasure-Trove-Trading-Post>

Janice Griffin, Owner
(951) 492-8098



KLAMATH RIVER WOODWORKS
CUSTOM HANDGUN GRIPPS
QUALITY GRIPS FOR THE DISCERNING SHOOTIST
ONE PIECE GRIP SPECIALIST
DOMESTIC/EXOTIC & STABILIZED WOODS
PERSONALIZED MEDALLIONS/ENGRAVING

Keno Slim
a.k.a. Brian Neely
Proprietor
541-892-2269

WWW.KLAMATHRIVERWOODWORKS.COM



BLANK FIRING REPRODUCTIONS
AUTHENTIC, HIGH QUALITY
No FFL REQUIRED
BEST PRICES

Use For:
TRAINING, DISPLAY,
REENACTMENTS & FUN

BLANK AMMO - FOR BLANK GUNS
- FOR REAL GUNS

Send \$2.00 For Catalog

CALL 877-722-1873

IAR, Inc.
33171 Camino Capistrano
San Juan Capistrano, CA 92675 IAR-arms.com



LoneRider Leather
Affordable Custom Gun Leather
www.loneriderleather.com
903-569-5964
Jack Houston SASS #35508
Maker

Portrait of "The Lone Ranger". Created for the Golden Boot Awards in CA. Portion of proceeds goes to Motion Picture & Television Fund. Art Faschan, SASS #10691 "Draw Hide" \$30.00 + shipping art.faschan@gmail.com www.portraitsofmemories.com



WILD ROSE TRADING CO.
Custom Handcrafted Frontier Leather & Knives
289 La Posta Canyon Rd, Durango, CO 81303-9005

Learn how to make your own

Frontier Holsters and Knife Sheaths
order your copy of our how-to DVD's now
Almost 4 hours of info on each two disc set

970-259-8396 www.WRTCLeather.com



CALICO LASSIE
Ladies Victorian and Old West
Accoutrements and Accessories
SASS# 37430

FRANCES C. ORGERON
251 BAYOU CROSSING DRIVE
RACELAND, LA 70394
PHONE: (985) 532-5371
EMAIL: frances@calicolassie.com

WWW.CALICOLASSIE.COM



JS Pistol Grips
Handmade Presentation
Grade Briar Grips.
Tough Enough to Use

Available smooth, textured, and custom sizes

Grips Made by Doc Shapiro
<http://www.jsgrps.com>
jnshapiro@mindspring.com




GOLD CREEK TRADING CO.
75 CHURCH ST.
SUTTER CREEK, CA 95685
(209) 267-0219
E-Mail: goldcreek@comcast.net Website: <http://goldcreektrading.net>



Springhill Mercantile
Douglas & Deborah Whittenberg
Owners / Operators
10261 Hwy 166
Pellack LA 71467
Phone (318) 419-2206

Store Front: 345 Belview Ln. Leesville



BILL WEAVER SASS # 41625 SYLVIA RICE WEAVER

Custom Holsters & Belts

LEATHER, GUNS ETC., INC.

We Sell Guns, Transfers Available

www.leathergunsetc.com
lgete@cableone.net

Box 117 • 216 S. Collins St
Colbert, GA 30735 (504) 246-2614

SASS AFFILIATED MERCHANT LIST

STORE NAME	City	St.	Contact	Phone	STORE NAME	City	St.	Contact	Phone
A-1 Traders	Madras	OR	Tom Gies	541-475-3666	Long Hunter Shooting Supply	Hartley	TX	Jim B. Finch	806-365-0093
Applegate Arsenal	Grants Pass	OR	Gary Hanson	541-474-7281	Los Vaqueros Saddlery	Krum	TX	Bruce Bowers	214-663-5697
Cheyenne Shirt Company	Junction City	OR	Christene George	541-998-6707	Old Scyene	Cayuga	TX	Roger Pruitt	903-477-0138
ELF Enterprises Inc	Bend	OR	Edward E. Frye	541-390-4135	Paul's Pawn Shop	New Boston	TX	William Froelich	903-628-5512
Guncrafters Repair LLC	Salem	OR	Doug Raaf	503-362-6197	Rossi 92 Specialists	Port Arthur	TX	Steve Young	409-984-5473
Gunns Gunsmithing	Elkton	OR	Timothy Gunn	541-584-2130	Six Shooters	La Grange	TX	Martin Brummett	979-968-3900
Guntraders	Redmond	OR	J. W. Koch	541-923-0686	Spirit of the Wind	Plainview	TX	Michael R. Allen	806-889-3802
H & H Firearms & Tack	Bend	OR	Del J Hamberger	541-382-9352	Steve's Gunz	Port Arthur	TX	Steve Young	409-984-5473
JMS ENTERPRISES	Grants Pass	OR	John Saliba	541-956-1496	Sweetshooter Gun Cleaner	Mineral Wells	TX	Bill England	940-305-2500
Pioneer Gun Works	Springfield	OR	Joe Alves	541-521-9684	Texas Jack's, Inc.	Fredericksburg	TX	Mike Harvey	830-997-9090
Shooter's Service Center	Portland	OR	Johnny Semm	503-289-1280	Texas Traders	N Richland Hills	TX	Robert Gass	817-428-1322
Ted Blocker Holsters, Inc.	Tigard	OR	Shelley Brown	503-670-7972	The General Store	Corpus Christi	TX	Anthony D. Silvis	361-884-8334
The Gun Works	Springfield	OR	Joe Williams	541-741-4118	The Outdoor Shop of Texas	Kirbyville	TX	Jerry McDaniel	409-423-5076
Ace Sporting Goods, Inc.	Washington	PA	George L. Romanoff	800-660-5470	The Perfect Shot	Fort Worth	TX	Dan Katra	817-332-0190
Allegheny Trade Company	Duncansville	PA	Mark McNeely	814-695-3131	Two Wright Arms Company	Springtown	TX	Paul Wright	817-677-2957
Americast Bullets	Dillsburg	PA	John Romito	717-676-3198	Ty's Tintypes	Mineola	TX	Ty Guillory	903-569-8738
B & J Dist. Gun Shop	New Providence	PA	Joseph Huddle	717-786-3947	Yellow Rose Ordnance	New Boston	TX	Kent D. Gerstner	903-293-7603
BS & T Guns Inc	Duryen	PA	Karl Kraengel	570-457-1833	Beaver Sport & Pawn	Beaver	UT	Clarence Pollard	435-438-2100
Cowboy Collectables	Dillsburg	PA	David Lavertue	717-432-9676	Hank's Gun Shop	Monroe	UT	Hank Shows	435-527-4456
Dennis A. Yoder					A & A Supply	Amherst	VA	Ronald Anderson	434-946-7668
Custom Leather	Hamburg	PA	Dennis A. Yoder	610-562-8161	Degoff's Firearms	Mechanicsville	VA	Neil Atkinson	804-746-0273
Enck's Gun Barn	Newmanstown	PA	Robert P. Enck	717-949-2215	Frio Canyon Outfitters	Aldie	VA	John M. Kelley	817-332-0190
G and J Leather	Johnstown	PA	Judy Bowser	814-535-1999	Gladhatter Sterling Beaver Hats	Clintwood	VA	Charlie Swindall	276-926-6423
Lock's Philadelphia					Lead Slingers	Winchester	VA	Marcus D. Lemasters	540-877-1366
Gun Exchange	Philadelphia	PA	John H. Lock	215-332-6225	Alder Run Shop	Franklin	VT	Richard L. Boudreau	802-285-6431
The Carver Custom Holsters					Crossroads Mercantile, The	Waitsburg	WA	Linda Hermanns	509-337-9027
By Russ	West Grove	PA	Russell Michels	610-869-9216	Desperado Cowboy				
The Smith Shop	Warwick	RI	Bill English	401-921-0147	Bullets, LLC	Dayton	WA	Edwin B. Kemmerer	866-428-5538
Ace Systems	Jackson	SC	Al Diciara	803-471-2408	Doc Neeley's Cowboy				
Myrtle Beach Indoor					Guns and Gear	Port Angeles	WA	Jim Rogers	360-452-2800
Shooting Range	Myrtle Beach	SC	Ted Gragg	843-293-4344	Fort Wallula Firearms	Wallula	WA	Mike Larson	509-547-5906
The Recycled Cowboy Store	Ladson	SC	Linda L. Blevins	843-569-7573	Montana Peak Hat Co.	Kettle Falls	WA	Richard L. Blackburn	509-680-70-16
Kampeska Lodge & Store	Watertown	SD	Richard M. Wilkey	605-882-1313	Red White and Blued Firearms	Spokane Valley	WA	David M Zaccanti	509-927-7676
Pistols to Ponies	Spearfish	SD	Travis Lantis	605-642-7736	Sagebrush Old West	Kennewick	WA	Gary Raabe	509-585-9306
Coon Dawg Emporium, LLC	Church Hill	TN	Michael F. Coon	423-357-6549	Atrisco Spur & Concho Co.	Madison	WI	Tom Trimble	608-206-7226
Drew's Guns Etc.	Shelbyville	TN	B.A. Hopper	931-680-0192	Classic Old West Arms	Bonduel	WI	Joseph A. Hasser	715-758-8380
Maverick Leather	Afton	TN	Terrance McCollister	423-234-0380	Dick Dastardly BP				
Old West Sutler	Gallatin	TN	Gary Brandenburg	615-452-7463	Shooter Supply	Sun Praire	WI	Richard H. Rhody	608-837-8282
Outrider & Co.,					Guns of Delavan	Delavan	WI	Daniel R. Labonne	262-728-6577
Custom Leather	Cleveland	TN	Richard Leonard	423-310-1577	Leather Originals	Clear Lake	WI	Annie Hillman	715-455-1318
Smoky Mt Outfitter	Morristown	TN	Clint Campbell	423-317-8040	Legendary Longbows	La Crosse	WI	Gary F. Ellis, Sr.	608-787-8726
Sportsmans Supply	Covington	TN	William Clyatt	901-476-2680	Mountain Sport Shop	Wautoma	WI	Gerald L. Kraus	920-787-3815
Terry's Toy's	East Ridge	TN	Terry Ray Eischen	423-899-9807	Cowboy Gun Company	Jackson	WY	Danny Eagan	307-733-8821
A Place To Shoot, Inc.	San Antonio	TX	Mike McDonald	210-628-1888	Denny's Guns & Maps	Cody	WY	Dennis P. Benson	307-587-3677
Brutha Daves Guns	Arlington	TX	David L. Corbin	817-572-1829	Elbe Arms Co	Cheyenne	WY	Robert A. Curran	307-634-5731
Cowboy Shootin' Stuff	Arlington	TX	J. L. Hamilton	817-557-3116	Jug's Toot-N-Shoot	Green River	WY	Carol Lowell	307-875-3522
Delmark	Denton	TX	David Lott	940-323-0851	North Pole West	Cody	WY	Shirley J. Benson	307-527-5008
Dry Gulch Mercantile	Floresville	TX	John R. Gafford	210-422-4822	RLY Enterprises	Cheyenne	WY	Roger Yearick	307-778-9834
Frontier Sportsman	Abilene	TX	Greg Riggins	325-690-6411	Rocky Mountain				
Gunslinger Inc.	Ovilla	TX	Robert Sanders	972-617-6511	Discount Sports	Cody	WY	Jim McArtor	307-527-6071
Hewitt Gun Shop, Incorporated	Hewitt	TX	Charles Smith	254-666-2345	Rocky Mountain Sports	Gillette	WY	Pete Quinnell	307-686-0221
Hide Crafter Leather Company	Fort Worth	TX	George Hurst	817-878-5797	Stone's Mercantile	Jackson	WY	James A. Stone	307-733-3392
Hunters Supply, Inc.	Tioga	TX	David L. Williams	940-437-5086	Western Art Outfitters	Rapperswil	CH	Kurt Baumgartner	01141552100966
Kirkpatrick Leather Company	Laredo	TX	Mike Kirkpatrick	956-723-6631	Old West Style Store	Sinsheim	DE	Ralf Hartmann	0049-7265-7579

SASS MOUNTED SHOOTING™

NEW FROM THE SASS MERCANTILE

Trailer Size Decal
18" x 16 5/8"



Mounted Shooting Decals 4" x 4 3/4"

Mounted Field Jacket



NEW

Mounted Barrel Covers



www.sassnet.com

SASS is now offering:

- SASS Mounted Field Jacket: **\$95.00**
- SASS Mounted Shooting Club Affiliation Renewal Fee: **\$49.95**
- SASS Mounted Shooting Barrel Cover: **\$59.95 ea or 2 for \$110.00**
- SASS Mounted Shooting Banner: **\$59.95**
- SASS Mounted Shooting Trailer Size Decal: **\$34.95**
 - SASS Mounted Shooting Decal: 3 for **\$5.00**
 - SASS Mounted Shooting 98 Stage Course of Fire Handbook: **\$8.95**

New 98 stage Course of Fire Book



98 Stage Course of Fire Book

TO ORDER:
CALL: 1-877-411-SASS
or visit us at:
www.sassmountedshooting.com



FAST HORSES BLAZIN' SIX-GUNS
SASS MOUNTED SHOOTING™
WWW.SASSNET.COM

Mounted Shooting Banners 29" x 72"

**500
AFFILIATED
CLUBS**

Join The Thousands Of Other SASS Members Who Have Discovered The Fast Growing Fun Sport Of Cowboy Action Shooting™

SASS® – THE SINGLE ACTION SHOOTING SOCIETY®

JOIN THE ACTION NOW!!!

The Single Action Shooting Society™ is an international membership organization created to preserve and promote the sport of Cowboy Action Shooting™. SASS® endorses regional matches conducted by affiliated clubs, stages END of TRAIL™, The World Championship of Cowboy Action Shooting™, promulgates rules and procedures to ensure safety and consistency in Cowboy Action Shooting™ and seeks to protect it's members' 2nd amendment rights. SASS® members share a common interest in preserving the history and traditions of the old west and competitive shooting.

OLD WEST ALIAS AND COSTUMES



One of the unique aspects of SASS® Cowboy Action Shooting™ is the requirement placed on costuming. Participants are required to adopt a shooting alias appropriate to a character or profession of the late 19th century, a Hollywood western star or an appropriate character from fiction.

Their costume is then developed accordingly. Many participants gain more enjoyment from the costuming aspect of our sport than from the shooting competition, itself. Regardless of a SASS® member's individual area of interest, SASS® events provide regular opportunities for fellowship and fun with like-minded folks and families.



OLD WEST FIREARMS

Cowboy Action Shooting™ is a multi-faceted shooting sport in which contestants compete with firearms typical of those used in the taming of the old west: single action revolvers, pistol caliber lever action rifles old time shotguns. The shooting competition is staged in a unique, characterized, "old west" style.

SASS Members Receive a Wagon Load of Benefits:

- ★ Permanent shooters' alias registration
- ★ Permanent member/shooter number
- ★ SASS® badge
- ★ SASS® membership card
- ★ SASS® Marshall lapel pin
- ★ Distinctive membership certificate
- ★ The Cowboy Chronicle, monthly journal of SASS®
- ★ SASS® Decal
- ★ SASS® shooters handbook
- ★ Gold collector's badge for Life members
- ★ Silver Collector's Badge available

Annual Membership Dues

	US	International w/PDF	International w/Printed
Life Membership <i>(Includes gold collectors badge)</i>	\$750	\$750	\$750 + \$100 yearly
First Year Basic Dues	\$55	\$65	\$120
Spouse or Significant Other	\$40	\$55	
Dependents <i>(17 and under)</i>	\$25	\$35	
Renewals			
Individual Basic	\$45	\$55	\$100
Spouse of Significant Other	\$35	\$45	
Junior	\$20	\$25	

(You pay only for 1st Junior. All other Juniors are free)

Call Toll-Free *in (U.S.)*
1-877-411-SASS
 (714) 694-1800
 or sign up on-line
www.sassnet.com
 Renewal notices mailed by
 SASS on Membership anniversary.
 All fees U.S. dollars.

Order your Silver Collectors Badge with your new membership.

The SASS Silver Collectors Badge is a high quality custom product that will stand the test of time. Include \$33.95.

(Please allow 4-6 weeks for Collectors Badge delivery.)



U.S. – 1 Yr. Life Family Renewal
 International – 1 Yr. Life Life w/Printed Chronicle
 Family Renewal *(Allow 4-6 weeks for Delivery)*

SASS MEMBERSHIP APPLICATION
 23255 La Palma, Yorba Linda, CA 92887



Name: _____ SASS # _____
 Shooting Alias (Must be Printable): #1 _____
 #2 _____ #3 _____
 Address: _____
 City: _____ State: _____
 Country: _____ Zip/Postal Code: _____
 Telephone: () _____
 Your SASS Affiliated Club if any: _____
 Signature: _____ Date: _____

Family Member:

1. S/O Name: _____
 Alias: #1 _____ #2 _____
 2. Young'un Name: _____ Birthday: _____
 Alias: #1 _____ #2 _____

Please include my Silver Collectors Badge with this order. I have included \$33.95.



METHOD OF PAYMENT (U.S. funds):
 Personal Check Money Order Visa M/C Amex Discover
 Card #: _____ Exp. Date: _____

Amount Enclosed \$ _____

Experience the Fun, Excitement and Traditions of the 19th Century Old West History and Lore!!!

the **SMOKE WAGON™**

You ain't seen nothin' like it.

*Second-generation, stagecoach-style,
single-action revolver.*

*Low-profile hammer. Wider-style sights.
Acquire your sights faster.*

*And it's got a thin, checkered grip
for comfort and improved aim.*

*So, you gonna order that Smoke Wagon,
or just stand there and drool?*



Available in .38 SP, .357 Mag, .45 LC, and .44-.40, and in 4 3/4" and 5 1/2" barrel lengths.

Exclusively from Taylor's & Company

★ **TAYLOR'S & CO., INC.** ★
Keeping the Legend Alive

540-722-2017 • www.taylorfirearms.com • info@taylorfirearms.com
304 Lenoir Drive, Winchester, Virginia 22603