



The Cowboy Chronicle

The Monthly Journal of the Single Action Shooting Society®

Vol. 21 No. 8

© Single Action Shooting Society, Inc.

August 2008

See our
EXCITING
Mercantile section
(starting on page 90)

CARTOON CAVALCADE AT MULE CAMP 2008

By Colonel Dan, SASS Life #24025

Covington, GA – For all us old time lovers of cowboy cartoons, the Mule Camp gang, supported by their main match sponsor, the great folks at Hodgdon/IMR Powder Company, shuttle sponsor, Hornady Mfg. Co, entertainment sponsor, Tonto Rim Trading Co, trophy sponsor, Laser Hound, costume contest sponsor, Penelope & Pearls Bloomer Emporium, and Saturday Gala sponsor, Outback Steakhouse of Conyers came up with the most unique theme I've ever seen at any match, bar none—Western Frontier Cartoons! For those of us who really loved those classic Saturday morning animated films, the Mule Camp cowboys gave us a saddle bag of memories complete with actual voice clips from some of the very best western cartoons ever made. And my favorite little guy of all time was the featured character and could be seen just everywhere—Yosemite Sam.

The props were a treasure chest of fond old memories, the targets were big and close, and the scenarios challenging. As I've said many times



This year's Mule Camp was a complete success! Not only did the weather cooperate, but the targets were big and close, the scenarios challenging, and the fond old cowboy cartoon memories were vivid. By all accounts, everyone had a wonderful time, which means next year will be even bigger and better!

before, Mule Camp is one of the best shooting facilities I've seen in my nine years of Cowboy Action Shooting™ and is indicative of the tremendous dedication and plain hard work that goes into making this one of the very finest ranges in

our sport. Although we got rain once this year for a short time, the weather was generally excellent with temperatures remaining in the comfortable mid-80's throughout the week. After the short rain delay, it was back to "blastin' the fur off'n that

HIGHLIGHTS on pages 72, 73

long eared galoot," as my old buddy Sam was heard to say more than once in his illustrious career.

The whole week was filled with activities that just couldn't be passed up. In fact, the day I got there, I saw a TV crew filming and conducting interviews. San Quinton, the Mule Camp Commander and most recent SASS Hall of Fame Inductee later told everyone, "The filming crew at Mule Camp was from FSN Sports with O'Neal Williams. The show is called Southern Outdoors and airs on Sunday mornings on the Outdoor Channel. O'Neal also does a weekly early Saturday morning radio show. The [Mule Camp] shows are scheduled to run in the July and August time frames."

Coyote Calhoun once again represented the Wild Bunch in his own fine style. You'll never mistake Coyote for anyone else when he's at a match—he's always the one busier than a horse fly at a rodeo and running around in those super fleecy trademark chaps of his!

The Southeast Territorial Blackpowder Shootout was again sponsored by our good friends at Hodgdon/IMR, and for those that would like to shoot both the Blackpowder Shootout and a blackpowder category during the Main Match next year, Hodgdon/IMR has

(Continued on page 71)

SASS Cowboy Chronicle

In This Issue

68 CIMMARON'S 1858
REMINGTON CONVERSION
by Jubal O. Sackett

70 GREAT WESTERN II
ALCHIMISTA
by Tuolumne Lawman

78 15TH ANNUAL LAND RUN
by Overdue Bill

80 SMOKE IN THE WOODS
by Col. Fletch O'Dubois III

82 HOOSIER AMBUSH
by Doc Molar

C
h
r
o
n
i
c
l
e



23255 La Palma Avenue
Yorba Linda, California 92887
www.sassnet.com



WILD WEST MERCANTILE™



www.wildwestmercantile.com



*Our domestic partners will receive free UPS Ground and USPS shipping until **AUGUST 31, 2008** for all orders over \$50! Want it in a hurry? You will receive a discount on all air shipping orders also.*

Our international partners will receive 50% off USPS Priority Mail on orders of \$50 or more.

*Offer valid for online, phone, fax, and mail orders.
Shipping discounts will be automatically deducted on the final checkout page.
All returns and exchanges are subject to shipping charges.*



7302 EAST MAIN STREET, SUITE 7, MESA, AZ 85207
(800) 596-0444 (480) 218-1181 FAX (480) 218-1222
E-MAIL: info@wwmerc.com www.wildwestmercantile.com


STORE HOURS
MON - SAT 10AM - 6PM
WE OPEN AT
9AM - 6PM MON - SAT
FOR CATALOG ORDERS

PRESENTING SPONSOR



SASS REGIONAL COWBOY ACTION
SHOOTING CHAMPIONSHIPS

WE ACCEPT CHECKS, VISA,
MASTERCARD, DISCOVER,
AMERICAN EXPRESS,
MONEY ORDERS, AND
COD ORDERS



**Make Believe?
Does this look like a
cap gun to you?**

Coach Guns

If you compete in Cowboy Action Shooting you know this is a serious sport. Your scatter-gun should be the same. Chambered for 3-inch shells and available in blue, satin nickel or polished nickel finish, the affordable Stoeger Coach Gun is as formidable as it is handsome. Whether you're heading for a competition shootout or just want a little extra security at home, you'll want to take a serious look at the Stoeger Coach Gun.



RUGGED. RELIABLE. REVOLUTIONARY.



Stoeger Coach Gun - 12-GA or 20-GA W/STP \$480

Stoeger Coach Gun - 12-GA or 20-GA W/STP \$480 with English Stock

Nickel Coach Gun - 12-GA or 20-GA W/STP \$480

Coach Gun Signature - 12-GA or 20-GA W/STP \$480



To request a FREE DVD catalog visit feedtv.stoegerindustries.com

StoegerIndustries.com A **STANLEY** COMPANY

Tonto Rim Trading Co



WE NOW CARRY THE FULL LINE OF WAHMAKER, RANGEWEAR AND "B" WESTERNS



**OUR EXPANDED WEBSITE MUST BE SEEN TO BE BELIEVED!!
TONTO RIM SLIM**

5028 N. HIGHWAY 31
SEYMORE, IN 47274

**Visit our web site!
tontorim.com**

1-800-242-HATS (4287)
cowboy@tontorim.com

WE GLADLY ACCEPT VISA, MASTERCARD & DISCOVER CARDS



CONTENTS

1	ON THE COVER Cartoon Cavalcade At Mule Camp 2008 . . .
6	FROM THE EDITOR Yes, Costuming Is Important . . .
8, 9	NEWS Bianchi Returns To Its Roots With New Cowboy Gear Holsters And Belts . . .
10-24	LETTERS Comments From SASS Members . . .
16	CAT'S CORNER All Smiles For Miss Prissy . . .
18	COYOTE DROPPINGS Rules To Play The Game By . . .
26	POLITICAL Oh That Fence Rail Hurts! . . .
28-42	ARTICLES Ask Lucky Bill . . . Busting The Buff . . . SASS Goes To College . . .
46-61	GUNS & GEAR Dispatches From Camp Baylor . . . Wanted: Gunfighters! . . .
54-56	SASS CONVENTION Sign Up Today! . . .
62-64	MOUNTED SASS Mounted Eastern National Championship . . . Capgun Kid Rides . . .
66	TRAIL MARKER To Be Remembered . . .
67	REVIEWS-BOOKS Bloodrayne II: Deliverance . . .
68, 70	REVIEWS-PRODUCTS Cimarron's New 1858 Remington Conversion . . .
74, 75	HISTORY Pike Peaked! . . . Little Known Famous People . . .
76-84	ON THE RANGE What's Goin' On In Your Town? . . .
86	CLUB REPORTS Bunkhouse Bidness (<i>A Spotlight on SASS Clubs</i>) . . .
90-96	MERCANTILE Nice SASS Collectibles . . .
97-	CLASSIFIED
100	ADVERTISERS INDEX
101-	SHOOTING SCHEDULES (MONTHLY)-(ANNUAL)
107	SASS NEW MEMBER APPLICATION

The Cowboy Chronicle



Editorial Staff

Tex
Editor-in-Chief

Cat Ballou
Editor

Coyote Calhoun
Managing Editor &
Marketing Director

Adobe Illustrator
Layout & Design

Mac Daddy
Graphic Design

Donna Oakley
Advertising Administrator

Contributing Writers

Bob Boze Bell, Buckskin Dave,
Capt. George Baylor, Col. Dan,
Cree Vicar Dave, Doc Nelson,
Holy Terror, Inspector, Ioway,
Jersey Kid, Joe Fasthorse Harrill,
Jubal O. Sackett, Lucky Bill Thorington,
M. Lou Findley, Nubbins Colt, Oracle,
Seven Ladders, The Capgun Kid,
Three Fingers Tequila,
Tuolumne Lawman, Whooper Crane

The *Cowboy Chronicle* is published by The Wild Bunch, Board of Directors of The Single Action Shooting Society. For advertising information and rates, administrative and editorial offices contact:

Chronicle Administrator
23255 La Palma Avenue
Yorba Linda, California 92887
714-694-1800
FAX: 714-694-1813
email: SASSCHRON@sassnet.com
http://www.sassnet.com

The *Cowboy Chronicle* (ISSN 15399877) is published Monthly by the Single Action Shooting Society, 23255 La Palma Avenue, Yorba Linda, California 92887. Periodicals Postage is Paid at ANAHEIM, CA and additional mailing offices (USPS #020-591). **POSTMASTER:** Send address changes to The *Cowboy Chronicle*, 23255 La Palma Avenue, Yorba Linda, California 92887.

DISCLAIMER - The Single Action Shooting Society does not guarantee, warrant or endorse any product or service advertised in this newspaper. The publisher also does not guarantee the safety or effectiveness of any product or service illustrated. The distribution of some products/services may be illegal in some areas, and we do not assume responsibility thereof. State and local laws must be investigated by the purchaser prior to purchase or use or products/services.

WARNING: Neither the author nor The *Cowboy Chronicle* can accept any responsibility for accidents or differing results obtained using reloading data. Variation in handloading techniques, components, and firearms will make results vary. Have a competent gunsmith check your firearms before firing.



New SASS member, Two Gun Cassidy, SASS #80906, (Jesse Cain), age eight, enjoys dressing up as his silver screen hero, Hopalong Cassidy. Why Two Gun even has his own Topper!
(Photo submitted by his mother, Christi Cain)



SASS® Trademarks

SASS®, Single Action Shooting Society®, END of TRAIL®, EOT®, The *Cowboy Chronicle*™, Cowboy Action Shooting™, CAS™, The World Championship of Cowboy Action Shooting™, Bow-legged Cowboy Design, and the Rocking Horse Design are all trademarks of The Single Action Shooting Society, Inc. Any use or reproduction of these marks without the express written permission of SASS is strictly prohibited.



Tex, SASS #4
~SASS Hall of Fame Inductee~

YES, COSTUMING IS IMPORTANT . . .

By Tex, SASS #4

As has been pointed out repeatedly, this is a fantasy game, and everyone has their own fantasy. Most really are out chasing "bad guys," but others are interested only in the competition. These competitors spend time practicing, honing their shooting skills, developing more efficient shooting techniques, tailoring loads for minimum recoil, and challenging themselves to find the simplest, most efficient way to shoot each stage. After all, this is a shooting sport, and low time wins. And, make no mistake; these individuals are wonders to behold. Many are "world class" competitors; the best in the world. They are a pleasure to watch, and they are vital to our game. Vendors, sponsors, and the media all bring money, product, and attention to our game, help it grow, and keep it vital. We love these shooters and couldn't get along without them. But, "just shooting" does

not define our game.

Everyone around the world instantly recognizes the American cowboy. It's a romantic, stylized, and mythical image ... and it's an image where wearing guns is not seen as a threat. It's an image where folks in many countries can enjoy their firearms in a fantasy environment with the blessings of otherwise restrictive bureaucracies. It's the thing that differentiates us from a bunch a yahoos playing with six-guns. When folks see Cowboy Action Shooters in costume, they know they are dealing with friendly, safe, considerate individuals ... and it's okay to expose their children to these modern-day cowboys with their 19th Century clothes and paraphernalia ... and of course, their six-guns!

Cowboy Action Shooting™ is a shooting sport with costuming requirements. We all live in different climates—some hot, some cold, some

humid, and some dry ... and so did the cowboys. They had their work to do ... in all kinds of weather. Just because it was hot, they didn't shuck their canvas pants, chaps, and boots for Bermuda shorts and tennis shoes. If it's hot, dress lightly. If it's cold, dress warm. Dress appropriately for the weather, but play the game!

When new shooters are recruited, anything they're wearing is just fine. However, with a little positive reinforcement, they can be encouraged to quickly begin working on their "outfits." Jeans, work shirts, and a straw "cowboy" hat are not unreasonable expectations after a couple of monthly matches. Boots, moccasins, or bare feet should soon replace tennis shoes and modern work boots. Some will never get beyond these basics, but most do.

Whether your interest turns toward B-Western, Classic Cowboy, (Continued on page 100)

Cowboy Action Shooting™ is a fantasy shooting sport. It's a game where all ages can play "cowboy" and leave the day's cares behind. It's an opportunity to join Roy, Gene, and Hoppy on the big screen, chase the bad guys, and make life safe on the frontier for all those "God fearing" pilgrims. It's not just a shooting sport!

All that's needed for an action shooting sport is a timer, a gun, and enough clothes so you don't get arrested. That's not us.

TEN-X AMMUNITION

SHOOT THE AMMUNITION SASS CHAMPIONS USE!



PHANTOM



SWEETWATER



LEAD DISPENSER



HALF-A-HAND HENRI



LONG SWEDE

25-20	38 Long Colt	44-40	45-70 Single Shot	577-450 Martini-Henry BPC	Triple Se7er® BPC Blanks
25-35	38 Special	44 Colt	45-75 Win	577 Snider BPC	38 Special Pistol Blanks
30-30	38 S&W	44 Mag	45-90 Lever	12 Gauge, 2-3/4" BPC	38/357 Rifle Blanks
32 H&R Mag	38-40	44 Russian	45-90 Single Shot		44 Mag Pistol Blanks
32 S&W	38-55	44 Special	45-110 Sharps		44-40 Pistol Blanks
32 S&W Long	38-56	Cowboy 45 Spl BPC	45-120 Sharps		45 Colt Pistol Blanks
32-20	40-60 Win	45 Colt	50-70		5-in-1 Rifle Blanks
32-40	40-65 Win Lever	45 Schofield	50-90	38/357 Wax Rifle Shells	45-70 Blanks
357 Mag	40-82	45-60 Win	50-95 Win	5-in-1 Wax Rifle Shells	56-50 Spencer Blanks
38 Short Colt	41 Long Colt	45-70 Lever	56-50 Spencer	12 ga Wax Shotshells	577 Blanks

Most cartridges available with Hodgdon's Triple Se7er® black powder substitute (BPC). Custom loading available

5650 Arrow Hwy, Montclair, California 91763
(909) 605-1617 • (909) 605-2844 Fax • www.TenXAmmo.com

SASS SHOOTERS "SPECIALS" LIMITED QUANTITIES WHILE THEY LAST

1873 S.A. REVOLVER

Uberti
32-20 4 1/4", 5 1/2" BBL
Casehardened Frame
Steel BB & TG
LIST \$500 SPECIAL: \$349**



1873 S.A. REVOLVER

Uberti
357 5 1/2", 7 1/2" BBL
Frontier Marshall
Brass BB & TG
LIST \$485 SPECIAL: \$349**



1873 S.A. REVOLVER

Uberti
45 LC. 5 1/2" BBL
Casehardened Frame
Artillery Model
LIST \$540 SPECIAL: \$499**



1873 S.A. REVOLVER

Uberti
357 Mag. 3 1/2", 7 1/2" BBL
Stainless Steel
Ultra Ivory Grips
LIST \$720 SPECIAL: \$570** \$559**



1873 S.A. REVOLVER

Uberti
357 Mag. 4 1/4" BBL
Stainless Steel
Checked Walnut Express Grips
LIST \$715 SPECIAL: \$579**



1873 S.A. REVOLVER

Uberti
357 Mag. 4 1/4" BBL
Stainless Steel
Walnut Express Grips
LIST \$690 SPECIAL: \$554**



1873 S.A. REVOLVER

Uberti
45 LC. 4 1/4" BBL
Casehardened Frame
Walnut Express Grips
LIST \$540 SPECIAL: \$439**



1873 S.A. REVOLVER

Uberti
45 LC. 7 1/2" BBL
Stainless Steel
Ultra Ivory Grips
LIST \$720 SPECIAL: \$564**



1892 LEVER ACTION

45 LC. CARBINE 20" BBL
BRASS FRAME
LIST \$570 SPECIAL: \$490** \$479**



1892 LEVER ACTION

357 MAG. RIFLE 20"
BLUED FRAME & BARREL
LIST \$590 SPECIAL: \$485** \$474**



1892 LEVER ACTION

357 MAG. RIFLE STAINLESS STEEL
24" OCTAGON BARREL
LIST \$630 SPECIAL: \$595** \$499**



1860 HENRY RIFLE

Uberti
45 LC. RIFLE 24"
CASEHARDENED
LIST \$1230 SPECIAL: \$1049**



1863 SHARPS MILITARY CARBINE

.54 CALIBER 22"
PARKERIZED BARREL
LIST \$769 SPECIAL: \$668** \$649**



1874 SHARPS BUSINESS RIFLE

Pedersoli
45-70 CAL. 32" OCT BBL
CASEHARDENED
LIST \$1200 SPECIAL: \$989**



1874 SHARPS DELUXE ENGRAVED

Pedersoli
45/70 32" BBL
Coin Finish and Hand
Engraving on Receiver
LIST \$2500 SPECIAL: \$2194**



1874 SHARPS SUPER DELUXE ENGRAVED

45/70 32" BBL
Coin Finish and Hand Engraving
Highlighted by Gold Inlay on the Receiver
LIST \$3150 SPECIAL: \$2789**



SPRINGFIELD TRAPDOOR RIFLE

Pedersoli
45/70 32" BBL
LIST \$1500 SPECIAL: \$1139**



1851 NAVY AND DELUXE PRESENTATION CASE

.44 7 1/2" BBL
Brass Frame
LIST \$290
SPECIAL: \$250**
(Accessories not included)



1858 ARMY AND DELUXE PRESENTATION CASE

.44 8" BBL
Brass Frame
LIST \$295
SPECIAL: \$255**
(Accessories not included)



1860 ARMY AND DELUXE PRESENTATION CASE

.44 8" BBL
Casehardened Frame
LIST \$330
SPECIAL: \$290**
(Accessories not included)



1847 WALKER DELUXE CASED SET

.44 9" BBL
Casehardened Frame
LIST \$350
SPECIAL: \$495**
(includes Pouch & Blank)



1851 NAVY BRASS BUNTLINE

.44 12" BBL
Brass Frame
LIST \$215 SPECIAL: \$180**



1858 ARMY SHERIFF

.44 5" BBL
Casehardened Frame
Checked Grips
LIST \$350 SPECIAL: \$295**



1858 ARMY SHERIFF

.44 5" BBL
Stainless Frame
Checked Grips
LIST \$400 SPECIAL: \$340**



COLT FLASK

Silver .44 Cal.
SPECIAL: \$15**



MEASURING SPOUTS

SPECIAL: \$5**/10 PCS



COLT 31 MOULD

SPECIAL: \$5**



R&D CARTRIDGE CONVERSION

1847 Walker
Converts to 45 LC
LIST \$235
SPECIAL: \$189**



KY BULLET MOULD

45 Cal.
Wood Handle
SPECIAL: \$5**



KY NIPPLE WRENCH

SPECIAL: \$5**



E.M.F. Co., Inc.

1900 E. Warner Ave., Suite 1-D, Santa Ana, California 92705

Fax: 949-756-0133

www.emf-company.com

ORDER DESK

(800) 430-1310



Stawk Pyley O'Guns,
SASS #80490

BIANCHI RETURNS TO ITS ROOTS WITH NEW COWBOY GEAR HOLSTERS AND BELTS

By Stawk Pyley O'Guns, SASS #80490

look and the edge sought after in today's competitive arena.

To design and develop its new line of Cowboy Gear, Bianchi looked to Dave Anderson (July Johnson, SASS Life #107), a man uniquely qualified to combine the cowboy tradition and style with Bianchi's innovative developments. Anderson's background includes years of design work with firearms manufacturers, law enforcement agencies, and even satellite programs, but it was Anderson's passion for the Old West that led him to design an updated line of holsters and belts, driven from Bianchi's earlier western holster and belt combinations. This combination of innovative ideas and tradition is the heart of the new Bianchi Cowboy Gear line.

A truly new design, the Bianchi Hondo™ Holster, is the first of its kind, as it has tension screws that allow the shooter to tighten and loosen the holster's grip on the gun, and swivels to allow the shooter to adjust the degrees of tilt to suit their own personal desires, yet maintains the authentic look and feel SASS members need and desire.

"The competitor holster is fully adjustable like a tactical holster, but because of the Bianchi expertise in handcrafting leather, you can't tell it's anything but a historically accurate leather holster," Anderson told me. "This is the hol-



The new Hondo holster and belt are designed specifically for the Mounted Shooter. Similar adjustable rigs are available for the Action Shooter.

ster for those looking for the competitor's edge and will help accomplish (Continued on page 14)

Bianchi International is taking the saying of "What is old is new" to heart and introducing a new line of leather holsters and belts for today's competitive Cowboy Action Shooter. With a name long synonymous with the feel of the Old West, Bianchi heads back to its roots with this new line that combines several of Bianchi's traditional cowboy designs with new features and proven manufacturing techniques to offer the Cowboy Action Shooter the

BOB MUNDEN'S SIX-GUN MAGIC

COWBOY ACTION'S FIRST GUNSMITH - CUSTOMIZING SINGLE-ACTION REVOLVERS FOR 50 YEARS



Bob Munden
The Fastest Gun Who Ever Lived!

"The single action revolver was never built to work as hard, as fast or as often as we use them in competition today, but I make single actions extremely reliable and long lasting. I do all the gun work myself. I work on Colt Army, Colt Cowboy, Ruger Vaqueros, Hartford, Uberti, Cimarron, U.S. Firearm, Great Western and other models." — Bob Munden

DVD Now Available!

BOB MUNDEN — THE COLLECTOR'S EDITION

Bob Munden's exhibition shooting skills have been featured on many TV shows including *Shooting USA*, *American Shooter* and *Nipley's Believe It Or Not*. Order this **double-feature DVD** and get a full **2 hours & 20 minutes** of exciting shooting with:



Special DVD Offer

The Fastest Gun Who Ever Lived **AND** All My Horses Were Six-Guns

PLUS an all-new 18-minute, special bonus feature: Home Movie Highlights (with commentary) of Bob using a single-action revolver in the Bianchi Cup, Wild!

Bob Munden — The Collector's Edition DVD with personalized autograph if requested. Price: **\$24.95** + \$4.00 P & S. Visit www.bobmunden.com or call to order!

SIX-GUN MAGIC OPTION #1

Action & Trigger Job - \$185*
Option #1 for Ruger, Colt, Italian Colt copies and other single action models in center fire calibers, and some 22s, will prolong the life of your gun and help you allow you to shoot it better.
Extras: Home Forging Cone - \$45, Sight-In (with zero-in) - \$50
Note: Additional charge for a custom action & trigger job on the Colt Cowboy: \$75
Average turn-around time: 5-10 days

SIX-GUN MAGIC OPTION #2

The **Bob Munden Premier Action** is for shooters who demand top-of-the-line performance at all times, from paper punching to Cowboy competitions to Fast Draw. This is the top performance money can buy — and an absolute requirement if you want your gun to be able to withstand the extreme stresses of Fast Draw.
Bob Munden will customize your Colt or Ruger Vaquero with his Premier Action — or sell you one that is already ready to go. Call for prices.*

BOB MUNDEN'S COIL MAIN SPRING CONVERSION sm

Send in your Colt or copy for Bob Munden's custom, virtually unbreakable, coil main-spring system. This is not a drop-in kit. This system must be installed.
Call for price on your gun.*

CUSTOM RIFLE & SHOTGUN WORK

On Marlin Rifles & Stagger/GA shotguns. Bob does fine action & trigger work, plus hones the chambers for quick re-loading. Marlin Rifles: \$230. Stagger/GA Shotguns: \$185.*

MUNDEN ENTERPRISES, INC.

1621 Sampson St. • Butte, MT 59701
(406) 494-2833 • Fax (406) 494-6810
www.bobmunden.com • FFL#: 9-81-093-01-0K-20094

*FREE RETURN SHIPPING & INSURANCE ON GUN WORK!

PIONEER GUN WORKS INC

Specializing in Model 66 & Model 73 Rifles

~ Short Stroke Kits ~ Aluminum Carriers ~
~ Competition Cowboy Gun Parts ~

PIONEER GUN WORKS has added more high performance parts to our line of short stroke kits and light weight carriers. Here's what we've got so far...

Stainless Steel Magazine Springs for 73s & 66s...\$12.00

Stainless Steel Magazine Followers for 73s, 66s...\$15.00

Brass Bead Front Sights for 73 & 66 carbines...\$30.00

Newly Added Parts

Light Weight Firing Pin Extensions for 73s...\$40.00

Stainless Steel Magazine Followers for Marlins...\$15.00

"Slixprings" Lever/Lifter Arm Springs for 73s & 66s...\$45.00

Extra Length Hardened Firing Pins for 73s & 66s...\$20.00

Coming Soon!-Coil Hammer Spring for 73s & 66s

Check our website for details as new parts are introduced.

JOE ALVES ~ WILL SHOOTEM SASS #29892L

541-521-9684

2460 Harvest Lane ~ Springfield, OR 97477

541-747-3951

www.pioneergunworks.com willshootem@pioneergunworks.com

CIRCLEKB.COM

Custom Holsters & Historic Western Mercantile



Where the Wild West...Still is.



Maker Brett Park

179 Lemhi Rd, Salmon, Idaho 83467

208-756-1873 www.circlekb.com



Dear Fellow SASS Members:



The history of the Single Action Shooting Society and the sport of Cowboy Action Shooting™ is one of dedication, creativity, and achievement. In recognition of these unique characteristics, the SASS Hall of Fame was created to honor the men and women whose contribution to the game helped it to grow and endure. The SASS Hall of Fame honors and memorializes the men and women who through their exemplary contributions and achievements have embodied and perpetuated the sport of Cowboy Action

Chairperson of the Hall of Fame Induction Committee, I am appealing to members of SASS to contribute to this vitally important activity. Together, we have already recognized we desired to be part of an organization that not only creates a venue that allows us to live out a special fantasy, but also perpetuates a lifestyle unique to the American West. We need to perpetuate and keep the Hall of Fame induction a viable part of our ability to continually recognize those individuals who have made Cowboy

SASS WESTERN HERITAGE MUSEUM & COWBOY ACTION SHOOTING HALL OF FAME

Shooting™ and the Single Action Shooting Society.

Through these distinguished inductions, the SASS Hall of Fame provides generational continuity with the past, present, and future, and creates a record of a game that has become a family oriented pastime and passion that preserves our great American heritage.

Hall of Fame Inductees are inducted each year during a special ceremony at the SASS Convention in December. Special videos depicting the contributions of each inductee are created and shown to the audience during the ceremony, as well as special presentations by past Hall of Fame Inductees. The number of attendees has grown over the past few years since the first induction ceremony in August 2004 at the SASS Family Reunion held in Gatlinburg, Tennessee. The change of venue to Las Vegas was made in December 2005 to coincide with the SASS Convention.

Putting on the induction is not without costs, which is why as

Action Shooting™ what it is today.

If each SASS member were to contribute a minimum of \$25, we would be able to maintain the high quality of the induction ceremony and to offset the costs of the awards. This is a modest, affordable request and, of course, larger contributions are welcomed and appreciated. Donations made in behalf of the Hall of Fame/SASS Museum are tax deductible. Please address "HOF" on the cover so the donation can be appropriately designated.

Please send your donation to:

SASS Hall of Fame

23255 La Palma Ave.

Yorba Linda, California, 92887

What will you get from your contribution? You will receive satisfaction knowing you helped perpetuate an important function that recognizes those who have made the sport you enjoy so much what it is today.

Thank you for your consideration and contribution.

China Camp, SASS #649

Chair, SASS Hall of Fame

Induction Committee

LETTERS

SASS



MENTAL

By Madd Mike,
SASS Life/Regulator
#8595

All the time, we hear or read folks sayin', "Shooting is 98% **Mental**." Well, a lot of shootin' schools teach it, and alongside that, do a Google search and you will find trainloads of information with regards to **mental preparedness**.

The more mentally prepared I am, the better I perform, and for me that means being positively mentally prepared days before a shoot, during the shoot, and right down to mentally paying attention (no day dreaming) for EVERY second of performance time that each stage requires.

It has literally taken me years to figure this out. But, maybe if I share it with others, perhaps said in a different way, then just maybe someone will gain from this writing and save some of the learning curve time I consumed.

When I hear the timer operator say "ONE" these days, I have developed the mental skill required to literally run an instant replay of that stage in my mind (including shot by shot pause), and I have noticed that watching the rerun in my mind, I can see the LACK of full men-

tal concentration on the very shot that became the miss. My sight picture disappears, meaning to me, a lack of concentration at the time of that shot.

Days before a match, your mental attitude towards the upcoming match can play a very large part in predetermining how well things start off and your overall performance. How many times have you heard and said, "Wow, I have not been shootin' well lately!" "Geese, I just went through that slump myself." I was settin' myself up fer a bad shoot doin' that, and it took me several months to git my mind back in a better pre-match state of mind. I got it back now, and I am happy."

How many times have ya heard, "Flyers? Dang, I can never hit them," and then what happens? Well, the shooter that says that, once in a Blue Moon gits lucky and hits one, instead of very seldom missin' one. Pre-encoded negative thoughts can begat just that, "negative results."

When I watch the best of the best shooters these days, one thing becomes very apparent, their Mental Preparedness, their overall Mental Positive Attitude, and their TOTAL attention from the time they start the loading process at the loading table all the way to when they are done unloading for that stage. It looks like hard work to some,

but it is merely an important state of mind required to achieve maximum performance success, and they are having fun at the same time. Least ways, I do!

Okay, I can hear the comments from some of you out there right now sayin', "Yeah, but Madd Mike, I don't want to mentally work that hard." Shucks, that's fine too. We all rally to our own music. I am just trying to share information that has taken me a long time to achieve and start to understand and apply. The instant replay in my mind was long in the development stage; yet, when I achieved that ability, it really became apparent just how important a mental image before, during, and even after plays a large role in success, and this will apply to all aspects of your life, not just this wonderful SASS/Cowboy Action Shooting™ sport/hobby.

Predetermined mental attitude can play a very large part in the unforeseen as well. For example, at our Nevada State Blackpowder Championship, while I was doing a transition from rifle to shotgun though a small window opening confined by a hitching post at the same walkway, I smacked the jamb with my double barreled shotgun, hard enough that it closed on one of my fingers, resulting in a nasty cut at the cuticle. I finished the stage as if nothing happened, and when I got to the unloading table,

folks was askin' me, "Where did all the blood come from?" At that time I mentally said, "Oh golly gee wiz," er something like that, as it really did hurt. Okay, I said more than golly.

My point is NOT how tough I am. My point is I wanted to perform at my very best for that Championship match, so I was mentally prepared to NOT be adversely affected while under the clock to any type of adversity that may rear its ugly head. Yer mileage may vary.

I am often asked by others on my posse or at shoots in general, "How can I shave some time off my stages and shoot faster?" My answers usually are custom tuned to the shooter asking me the question, but more often than not, the answers center on some form of mental issue first, with facts, means, and methods being next in line.

Folks, shoot yer own game, and develop the skills required to reach the level of competition/enjoyment that you desire. Watch the best of the best, and don't be fooled by how easy they make it look. It's not all just eyesight, agility, great equipment, and practice after all. It's 98% mental before, during, and after you achieve the other skills needed to physically perform the required task to complete each stage. See ya on the range.

sassmaddmike@yahoo.com

LONG HUNTER SHOOTING SUPPLY

"FROM BOX TO HOLSTER"

CALL OR VISIT OUR WEBSITE FOR DETAILS



USFA RODEO: \$595.00 (2 plus) • \$625.00 for 1
PREMIUM ACTION JOB, WIDENED REAR SIGHTS AND NARROWED HAMMER



USFA RODEO II: \$645.00 (2 plus) • \$675.00 for 1
PREMIUM ACTION JOB
COILED HAND SPRING



USFA SINGLE ACTION: \$875.00 (2 plus) • \$900.00 for 1
PREMIUM ACTION JOB, WIDENED REAR SIGHTS AND NARROWED HAMMER



RUGER VAQUERO: \$575.00 (2 plus) • \$595.00 for 1
PREMIUM ACTION JOB, WIDENED REAR SIGHTS AND NARROWED HAMMER

Full line Dealer - EMF • Cimarron • USFA Firearm • Kirkpatrick



MARLIN SPECIALIST
"QUALITY ACTION WORK"

1894 - 1895 - 336 ACTIONS

ACTION JOB - \$125.00

RETURN SHIPPING - \$25.00

1873 AND MARLIN PARTS

1. NUMEROUS 1873 PARTS - SEE WEB OR CALL
2. TITANIUM OR STEEL ONE PIECE FIRING PIN - \$30.00/SPRINGS - \$5.00
3. 1895 STEEL FIRING PIN - 35.00
4. NEW FLAT TOP SIGHT - \$20.00
5. GRABBER FRONT SIGHT - \$25.00
6. REPLACE CROSS BOLT SAFETY PART - \$17.00
7. LEATHER FINGER AND BUTT WRAP



COLT/CLONE/RUGER
"PREMIUM ACTION JOB"

CUSTOM WORK INCLUDES

1. HONE INTERNAL PARTS
2. REPLACE SPRINGS
3. REWORK SEAR FOR CRISP 2.5 POUND TRIGGER PULL
4. LAP BASE PIN
5. OPEN FORCING CONE
6. SQUARE BARREL FACE OTHER WORK AVAILABLE
7. SET CYLINDER GAP

ACTION WORK - \$125.00

WIDENED REAR SIGHT - \$25.00

SA-DRILL FRAME ADD RUGER STYLE

COIL HAND SPRING - \$40.00



MODELS 1873

STARTING AT: \$1350.00

ACTION WORK, SHORT STROKE KIT, ALUM. CARRIER, GRABBER FRONT SIGHT, LEVER WRAP, STAINLESS MAG TUBE SPRING, STAINLESS FOLLOWER, NEW FIRING PIN AND SPRING

CONTACT: JIM FINCH, AKA "LONG HUNTER" • VISA & MASTERCARD ACCEPTED

Phone# (806) 365-0093 • Web Site: www.longhunt.com

95 E. White • P.O. Box 372 • Hartley, TX 79044



100% Satisfaction Guaranteed on Everything We Sell.

Western & Wildlife Wonders



Custom Pistol Grips and More by Teepee Creeper, SASS #34829

Gift Certificates Available

All our clothing & leather are handcrafted in the U.S.A.

Over 70 custom grip molds for most Single Action percussion & cartridge revolvers including the new Ruger Vaquero, Cobra Derringer & Taurus. Available in any color you choose including, ivory white, antler white, black buffalo horn, black buffalo horn w/ white streaks & light & aged ivory yellow, in smooth & checkered style \$40.00 a pair, \$45.00 stag style, brass inlayed snake on one side panel, \$75.00 & solid silver inlayed, \$120.00 one panel.

New, 3:10 To Yuma, 1 Brass Crucifix, \$70.00, Silver, \$115.00, includes grips. Both sides available.



Bowie Knife, black buffalo horn, 9.5" carbon steel blade, black sheath, \$67.00. Brown, 10" blade, \$53.00. Boot Knife/Arkansas Tooth Pick, 7.5" blade, \$35.00.



One skirted holster (4.75-7.5), or the Western Holster, (3.5-7.5), either 2.75 Trail or Ranger cartridge belt, \$110.00, Slim Jim \$105.00. Two double skirted holsters or the Western holsters combination of your choice with either 2.75 Trail or Ranger cartridge belt, \$168.00, Slim Jim \$158.00. 3" Money Belt & John Wayne 2.5" money belt, \$22.00 extra. Brown or black.



Heavy vegetable tanned shotgun cartridge belt with speed strips, 18 shotgun singles (or 12 doubles) & 10 cartridge loops, \$80.00. Also shotgun belt slides with speed strips, \$30.00. Down Under Slide, (cartridge & shotgun) \$35.00. Colors, black or brown.



New! Teepee's Revenge! No Nonsense Lawman holster, faster than fast, 6 degree cant, front sight area cut down for faster withdrawal, lots of flare for faster reholstering. Heavy molded leather also meets Cowboy Fast Draw regulations. Available in strong right, strong left, \$55.00. Also new Lawman 2.5" period correct double tongue buckle for alignment ease of buckling and tightening. No cartridge loops, \$45.00. Belt size very small to very large. One Lawman Holster/Lawman belt combo, \$93.00. Two Lawman Holsters/ Lawman belt combo, \$140.00. Slim Jim Holster/Lawman Belt Comb. Same as above. Belt Pouch, \$20.00, Cartridge Slides, \$30.00, 20 Round Staging Strips, \$20.00, black or brown.



Easy to put on & take off, Huckleberry Rig, right or left hand, \$100.00. Double Huckleberry Rig, \$180.00, 3.5- 7.5. Colors, brown or black



Tooled Derringer leather suspenders, \$60.00, right or left hand. Untooled Derringer Suspenders, \$48.00. Double untooled Derringer Suspenders, \$66.00.



The buckle worn by our western icon in countless western classics, cast in USA, polished in solid gold bronze or silver bronze. Ad your initials of your special friends & family you want to remember. \$30.00. Quality heavy vegetable oil tanned 1.5" belt/buckle comb. black or brown, \$55.00.

Miniatures, From top, 18" engraved Conf. Sword, \$18.00; 1860 10" Sword Letter Opener \$14.00; 14" Working Rifle \$24.00; 5.5" Revolver, \$14.00. Traditional black leather/black canvas back vest as worn by our western hero in countless western classics, also various brown, \$99.00. Size S-3XL.



Double Barred Shotgun/Rifle Scabbards. Rifle, \$85.00, Carbine, \$75.00. Fringed Scabbards, up to 41" rifle, \$62.00, up to 51" rifle, \$69.00, 71" \$76.00



Gunfighter Spurs, \$45.00. Concho Cuffs, \$50.00, Concho Straps, \$35.00. Other styles to choose from.



US Marshal Tombstone, & Tex. Ranger Co. A Badges, \$14.50. Many others to choose from.



Black, mustard, khaki, & gray pinstripe suspender pants, \$39.00. Gus Shirts with fabrics from the 1800's, \$27.00. Quigley & plain leather suspenders, \$29.00



True Grit unlined mustard w/brown suede trim coat, at home on the range or the dance floor, \$57.00, Size 40-54.

Phone: 509-782-3018, Calls & Phone Orders Welcome

Call for a free catalog. Large Inventory!

E-mail: info@westernandwildlifewonders.com

Website: www.westernandwildlifewonders.com



RESPONSE TO COL. DAN'S COLUMN - EXECUTIVE ORDERS (MAY '08 COWBOY CHRONICLE)

By Bob Shaw, SASS #19470

It is unclear from Col. Dan's post where he stands on the topic of Executive Orders. George Bush has signed well over 200 of these orders, including Executive Order 13233, limiting access to the records of former U.S. Presidents. Drafted by infamous former White House counsel Alberto Gonzales, this order keeping Presidential papers secret for an indefinitely renewable period past the previous 12-year limit has been opposed by broad bipartisan support in both Houses of Congress since it was signed in 2001, though it has yet to be overturned.

Dan says we shouldn't put "executive power in the hands of anyone whose moral fiber or judgment might lead them to arbitrarily abuse it at the first opportunity." Sorry, but that's already occurred.

You may take your pick of abuses; i.e., the willful manipulation of intelligence to justify a war in Iraq; the decision to violate the Foreign Intelligence

Surveillance Act [FISA] and wiretap American citizens; the outing of a covert CIA official and subsequent cover-up; the use of torture in violation of Common Article 3 of the Geneva Conventions, under which both Cheney and Bush could be charged and tried by any of the 194 countries that are signatories to the conventions. All of these meet the constitutional "high crimes and misdemeanors" standard for impeachment of either the President or the Vice President.

Dan says, "Such abuse could transform America overnight into a country none of us would recognize." What more are you waiting for, Dan? The President to outlaw birthday parties?

To the particulars in his article: Andrew Jackson's actions were indeed in violation of a Supreme Court decision, and are an outrage to civilized behavior. His actions were state-sponsored ethnic cleansing. He forcibly removed the Cherokee from their lands and placed them in concentration camps ("reservations"). The same was done to Japanese-American citizens in 1941, though they were repatriated to their homes from the internment camps after the cessation of hostilities.

While Lincoln expanded Presidential and Federal powers, he was constitutionally grounded in the case of insurrection or rebellion, both situations that

existed during his term of office.

Dan makes the error of stating terrorists have "engage[d] in acts of war on our homeland." What the non-state sponsored terrorists did was to commit acts of terrorism, which are criminal acts prosecutable under current U.S. Code. They were not military acts.

Everything didn't change after 9-11; in fact, it was the second act of terrorism upon the World Trade Center. It was just a bigger one. Unfortunately, intelligence indicators were ignored, and many citizens died in the attacks.

By calling terrorist actions "acts of war," you legitimize their actions and make of them soldiers. Yet the 20th hijacker, Moussaoui, was tried and convicted as the cowardly criminal he was. If the action was one of war, he should have been designated a POW. It is either one or the other; it ain't both!

Taking Col. Dan's argument to its logical end, he would oppose unilateral war making abilities of a President. The wars in Iraq and Afghanistan are examples of faulty democracy in action. Aggressive U.S. actions were neither appropriate nor proportional responses to the criminal attacks against our nation.

It sounds like Col. Dan is arguing against another President like Mr. Bush, who has hundreds of executive orders under his belt. The future you fear is

already here, Col. Dan, and we will hope for more discretion in the next administration and a return to the rule of law—a U.S. that is respected versus reviled among the citizens of the world.

jim@rangeragainstar.com

Blog:

www.rangeragainstar.blogspot.com

(Bob Shaw, aka James M. Hruska, is a retired U.S. Army officer with a degree in American Studies)

(Bob Shaw – you apparently think Col. Dan is in love with the Bush Administration ... I don't think so. His column this month takes Bush and the Republicans to task for drifting away from what he calls Constitutional Traditionalism. In the end we all want to live in a country where we can enjoy the fruits of our labors and the freedoms guaranteed in our founding documents. Gun ownership and the right to use our firearms for hunting, self-protection, and recreation are but one portion of these rights. Unfortunately, today this particular right is under siege, and the results of this struggle will be greatly influenced by the upcoming presidential election. It would be wonderful if modern politics did not have to invade our 1880's shooting sport, but it does. It is vitally important all shooters join the NRA, register to vote, and then vote for the candidates that will best protect our right to "keep and bear arms." As Col. Dan has reminded us many times, none of the candidates or political parties are perfect ... it's just that some are far worse than others! ... editor-in-chief)

THE HUNT IS OVER . . .



Long hunts, short hunts, or any in between. If you're looking for speed for that next cowboy match, then the hunt is over. Kirkpatrick takes the experience of five-time modern world champion Jim Finch, aka Long Hunter, and rolls it into a beautiful piece of top quality leather.

LH-04



Now offered with optional metal reinforced skirt to angle pistol away from body.

LH-05



- * Heavy all-leather construction
- * Rolled-out edges
- * Exposed trigger guard & rear sight
- * Adjustable slide with bullet stop
- * Extra-wide molded skirt for comfort
- * Eight-degree muzzle-forward cant
- * Belt channel for stability (LH-04)
- * Two inch drop on holsters
- * Angled away from body (LH-05)

KIRKPATRICK
LEATHER COMPANY

P.O.Box 677CC • Laredo, TX 78042
Phone (800) 451-9394
www.kirkpatrickleather.com



Long Hunter Rig
Starting at
LH-04 \$350.00
LH-04 \$400.00

BUSINESS DONE THE "COWBOY WAY"

Located in "Majestic" Sedona, Just a Short Scenic Drive from Phoenix, Arizona

COWBOY CORRAL

Authentic Cowboy Wear, Guns, Etc...

**219 North Highway 89A
Sedona, Arizona 86336**

(I-17 To The Sedona Exit to North 89A)

Open 7 Days a Week all Year Long.
We only Close for Christmas!

**1-800-457-2279
(928) 282-2040
Fax (928) 282-7007**

Visit or call Miss Kitty. Shop in Person or on the phone. Either way Your gonna love being dealt with honesty and courtesy while being helped in a personal way. Also order a Catalog for \$5.00. Refundable with your first order!



Featuring Cripple Creek Hats



While in Sedona Visit Our Other Fine Stores Just a Few Steps Away


**Cahill Leather
Company**

The Hat Rack

**On The Hoof
Boot Company**

info@cowboycorral.com

www.cowboycorral.com





HOOSIER HOSPITALITY

By Cree Vicar Dave
SASS Life #49907
TG Sucker Creek, Michigan

Last September my ole partner, Smooth Sail'n, and I made the journey south to Indiana to partake in the festive events of the Indiana State Shoot, formally known as Hoosier Ambush. I try to take in at least one Cowboy Action Shooting™ event outside Michigan per year.

The trip was uneventful, thank God. However, the Hoosier Ambush IV was spectacular. It was all one would ask for and more. The part that impressed Smooth Sail'n and myself most was the "Hospitality." Now every Cowboy Action event I have ever attended I have been welcomed cordially. But there was something special this time. That term "Hoosier Hospitality" was displayed, magnified, and exemplified by the whole lot. It says in I Peter 4:9, "Offer hospitality to one another without grumbling." This was fulfilled and exceeded to everyone's enjoyment.

Although all the "Hoosiers" displayed a healthy dose of hospitality, I would like to manifest Doc Molar and his



Doc Molar & Katti

lovely and gracious wife, Katti, who were a filigree of hospitality through out the whole event. I have never felt more welcome. No matter how busy they were,

BIANCHI RETURNS TO ITS ROOTS WITH NEW COWBOY GEAR HOLSTERS AND BELTS . . .

(Continued from page 8)

shooters get to the next level."

Anderson didn't apply 21st century technology just to holsters. Completing the rig is the Hondo™ Belt, which also incorporates new design elements. Bianchi used a fancy-stitch design in the Hondo Belt making it more flexible than most leather belts, and making the Hondo Belt ideal for Mounted Shooting competitions where comfort and freedom of movement are of great importance. This belt and holster design is also available for Action Shooters in a plain version with traditional woven cartridge loops and is named the Clearwater™.

"The Bianchi name means a lot to people who cherish and value

what SASS is and does, and we were very careful that any leather product carrying that name lives up to the reputation John established," Anderson said. "As SASS grows and more people become Old West enthusiasts, we want them to not only know why the Bianchi name is special, but also to be able to have a piece of that tradition for themselves. This community holds us to a higher standard not only because of what they've come to expect from Bianchi, but also because SASS members have a different standard—one that draws from the honest values of the Old West. This line is a return not only to Bianchi's roots, but the values of the time period we are emulating." ♣

For AD Rates

~ DONNA ~
(EXT. 118)

they always took time to stop and talk, and especially to ask if everything was going well, and if we needed anything. There should be a separate entry in Webster's Dictionary under the heading of "Hoosier Hospitality," with the definition using adjectives like, kind, thoughtful, helpful, generous, and cordial, with a

big picture of Doc Molar and Katti.

Smooth Sail'n and I would like to thank all the "Hoosiers" for the great time we had at the "Hoosier Ambush IV." May God bless you all richly for your "Hoosier Hospitality."

Hope to see you on the trail
creevicardave@hotmail.com ♣

NOW ON SUPER SALE!

3", 12 ga., Cylinder Bores
SALE \$395.00

CIMARRON'S TTN 1878 COACH GUN

www.texasjacks.com
Super Sale/Shotgun

117 N. Adams St., Fredericksburg, Texas 78624 1-800-TEX-JACK

AT HOME ON THE RANGE



Ruger® New Vaquero® Revolver
NW455 | .45 Colt



Ruger® New Model Blackhawk® Revolver
KBN44 | .45 Colt



Ruger® New Model Single Six® Revolver
NR6L17 | .17 H&R

Rugged Ruger®
Single-Action Revolvers,
always at your side.

Original "old model" (pre-1973) owners – visit www.ruger.com
for an important **FREE** safety offer from Ruger®!

The Ruger® New Vaquero®, New Model Blackhawk® and New Model Single Six® single-action revolvers feature an all-coil spring mechanism, patented Ruger® transfer bar ignition system, and loading gate interlock for smooth, dependable operation and an unparalleled measure of security against accidental discharge. The New Vaquero® and New Model Blackhawk® feature a reverse indexing pawl for easier loading and unloading, and the New Model Single Six® and New Model Blackhawk® feature a precisely adjustable rear sight. It's easy to relive the Spirit of the Old West with these feature-rich, yet classically styled revolvers from one of America's leading firearms manufacturers, Ruger®.



FOR MORE INFORMATION VISIT WWW.RUGER.COM



Cat Ballou, SASS #55
~SASS Hall of Fame Inductee~

ALL SMILES FOR MISS PRISSY

Or, If I Had Fun – I Won!

By Dogie Jones, SASS #47652

(It's always great to run an article about a new lady competitor. And, this one was submitted by her husband, Dogie Jones, who was also Prissy Pearlene's "facilitator." That's what makes this sport so appealing ... it's an activity husband and wife can participate in together ... Cat)

"I think I want to try shooting," Prissy told me. With that announcement, two years of Cowboy Action Shooting™ changed. For the past two years she had been dressing in funny outfits, pouring coffee, answering questions about cowboy, and playing guide for the visitors dropping by to see what this laughing and shooting was all about. I had been telling her it was more fun shootin' than it was watchin'. She always responded that when she was ready, she would let me know. Today, she was letting me know. Since she made that announcement, it has cost me four revolvers, two rifles, a shotgun, and a new RV. In return for this investment, I received



Prissy heads for the firing line.

the best shooting partner a cowboy could possibly have, my wife.

There was considerable teaching and practicing to accomplish before having her face the rigors of shooting in a cowboy match. It is one thing to know how to shoot the various guns we use in this game. It is an altogether different thing to be a Cowboy Action Shooter. With the distinction made between simply knowing how to shoot the guns and growing into a Cowboy Action Shooter, I decided to spend time discussing the mental side of the game with her. I am convinced if a person

obtains a squared-away grip on the mental side of cowboy, the rest of the game is down hill.

I divided our discussions into three parts: the loading table, the scenario, and the unloading table (a novel concept – how original?). We set up a folding table in the den, and with a handful of snap-caps she started the process of getting familiar with the feel of the various firearms. Probably the most difficult hurdle she had to overcome was expectations. It was not the guns or her ability. It was the other cowboy's expectations. It was a shock to her system that she had to meet the loading/unloading table monitor's expectations, not her own. I explained she had to handle the various firearms in a confident and familiar manner, and in such a way the monitor expected them to be handled. I wanted her to understand the impact these two cowboys



All smiles for Prissy after the match!



Prissy takes aim with her rifle.



Prissy shoots her first match!



Prissy works with her right pistol.


can have on her enjoyment of the game and how much she can influence their response to her.

The loading table monitor can help you relax and assist in your mental preparedness for the upcoming stage, or he can rain all over your parade. If she acted in a confident manner and demonstrated proficiency simply in handling the firearms, the monitor would be more at ease in her presence. On the other hand, if she was careless or unsure, the mon-


(Continued on page 44)

RIVER JUNCTION TRADE CO.

MANUFACTURERS & DEALERS in 19th CENTURY DRY GOODS



OVAL SMOKED GLASSES



Shown with an excerpt from the 1897 Sears, Roebuck & Co. catalog depicting simple smoked lens spectacles.

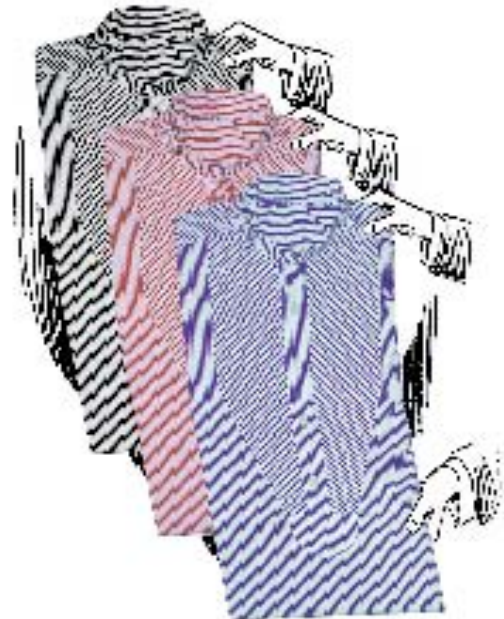
Each.....\$25.00

OVAL FRAMES
for your prescription



Shown with an excerpt from the 1897 Sears, Roebuck & Co. catalog. Shipped as READING GLASSES with magnifying lenses already installed! These frames are made up special so you can have your optometrist install your prescription. In antique silver or gold color.

Each.....\$25.00



Mens
PULLOVER
Shirt

This classic shirt was worn by the very elite of society, the businessman, and the top hand alike. It features a tapered bottom bib front and presents a Fresh Pressed look that was the fashion.

Offered in Red and White stripe, Black and White stripe, Blue and White stripe or Brown and Cream Stripe.

Sizes Small to 3XL

Each.....\$35.95 \$29.95

SILKY PAISLEY
SUSPENDERS

These suspenders are 1.5 inches wide, have leather tabs on the ends and are adjustable. They are made of a silky material with an elastic backstrap.



Color: Wine and Blue Paisley.
\$16.00 \$12.00



CARPET BAGS

These are ideal to tote your belongings whether traveling by railroad, riverboat, or stagecoach. Made out of new carpet with a rich wine colored pattern, leather bound with leather handles. The interior is canvas lined with two pockets sewn inside. *Made No Mistake, these are not toy bags. These are made with red grade carpet. 19x16x12"*

Each...\$150.00



SOD BUSTER

A natural colored, 100% cotton undershirt with long sleeves. Sizes Small to 3XL (sorry, we are out of Large) Each.....\$25.00

Band Collar Shirts



This shirt is a 100% Cotton pullover with a five button placket and band collar. (No collar stud needed.) This shirt is available in white and natural colored solids. (Please Note: Paper or celluloid collars are not meant to be worn with this style of shirt.)

Each.....\$34.95

HOW TO ORDER

To see the most up to date product selection and pricing, use our secure online ordering at www.riverjunction.com 24Hours a day! We would also be happy to take your order over the Phone, just Ring us TOLL FREE (866) 259-9172 9:00 am to 5:00pm CST. You may fax in your order at (563) 878-3647 or our mailing address is: River Junction Trade Co., 312 Main Street, McGregor, IA 52157. If paying by check, please add 8% for shipping and handling, minimum \$7.50

To be kept informed on all of our special offerings on new products, sale items, closeouts and more make sure we have your current Email address. Be assured all our contact information including Email addresses are kept in the strictest confidence. We do not sell our mailing list. www.riverjunction.com



Coyote Calhoun, SASS #201

RULES TO PLAY THE GAME BY

By Coyote Calhoun, SASS #201

rules were judged ambiguous and clarifications become necessary. The Territorial Governors were assembled to help establish and clarify rules and nuances of the game. The Territorial Governors have done a great job over the past years, and the Summit this December will be our 10th Annual gathering.

Because of the SASS Range Operations Basic Safety Course, the SASS Range Officer Training Course, and a dedicated group of RO Instructors, the rules have been disseminated to the membership, thereby creating much more consistent penalty assessment, match design, and administration. We are all now on the same page, for the most part. The SASS Shooter's Handbook has been expanded and, to be quite frank, some of the rules have proven to be good ones and some not so good. Of course hindsight is always

"20/20." During END of TRAIL there were a few calls made by the book, but after discussion regarding the merits of the rules and the "Spirit" in which the rules were intended, it turns out some of the rules may fall into that "not so good" category after all. But, good or bad, the rules must be followed at matches just as they are written.

So, how do we fix it? Easy, we change the rules! Well, it turns out it's not as easy as *just* changing the rules. The system we have in place is designed so rules cannot *just* be changed on a whim. Our system requires the discussion of prospective rule changes at Regional and State matches in order to determine their validity or need before bringing them to the Territorial Governors Summit for a vote. This process gathers input from the membership and helps ensure we don't just make

knee-jerk reactions.

END of TRAIL brought to the forefront a couple of rules that need to be "fixed." One of these rules states you cannot pick up a dropped shell or cartridge during or after a stage. The part of this rule that creates a problem is the "after." This rule was created primarily because of the "fear of the possibility" a shooter would lose muzzle control of a long gun if they attempted such a feat. But in reality, this rule is not really necessary because we have another rule that states what happens to a shooter if they break the 170 degree safety rule or sweep another person with a firearm. So, we have created a rule based on the assumption the shooter could "possibly" break the 170 degree rule if they attempted this maneuver, and we would go ahead and award them a penalty

(Continued on page 100)

The SASS Shooter's Handbook, the SASS Range Operations Basic Safety Course, and the SASS Range Officer Training Course are the rules by which we play the game of Cowboy Action Shooting™. In the early days of SASS, the Handbook was kept small, rules were brief, and many of those rules were based on the Spirit of the Game or just doing the right thing. As years have passed and our numbers have grown, some of our

Evil Roy DVD Series

Disk I - Pistols DVD Item#-VD00011-000

Disk II - Rifles DVD Item#-VD00012-000

Disk III - Shotguns DVD Item#-VD00013-000

Disk IV - Handling and Transitions DVD Item#-VD00040-000

- Techniques and drills for all levels of CAS shooters- from novice to expert.
- Learn from Overall World and National Champion CAS shooter Evil Roy.
- His award winning techniques and drills for all levels of CAS shooters from novice to expert.

Price: \$29.95 ea

DVDs sold separately



**Order Yours Today: Call Toll Free 1-877-411-SASS
Or order online at www.sassnet.com**

SASS MARSHAL BOBBLEHEAD DOLL

By Popular Demand! The SASS Marshal in the Classic Bobblehead design. A must for your SASS collection.



Price: \$24.95

ITEM# G00033-000

TO ORDER Call:
1-877-411-SASS

or visit:

www.sassnet.com

2 DAY SHOOTING SCHOOL THE SASS LOUISIANA STATE CHAMPIONSHIP SHOOT-OUT AT MONTEAU CREEK OCTOBER 8TH - 9TH, 2008



UNIVERSITY

LEARN TO SHOOT SMART AND FAST

Long Hunter Will Teach Proper Transitions and Shooting Techniques to Dramatically Lower Your Stage Times

Sign Up Fee \$250.00

In This Class You Will Learn:

- EFFECTIVE TRANSITIONS ★ PROPER PRACTICE ROUTINES
- TECHNIQUES FOR FAST ACCURATE SHOOTING
- STRATEGIES FOR SHOOTING A STAGE
- HOW TO STAGE THE FIREARMS ★ HOW TO PREPARE MENTALLY

For the two day class, please bring 120 rounds of pistol, 80 rounds of rifle and 50 rounds of shotgun ammo. Be sure to bring pen and paper for notes.

TO REGISTER CALL TOLL FREE 1-877-411-SASS

ORDER YOUR WINNER'S BUCKLE TODAY!

SASS CHAMPIONSHIP BELT BUCKLE PROGRAM IMPLEMENTED

Official SASS Sanctioned Belt Buckles Available Through SASS Mercantile



SASS members who have placed 1st through 5th place in their category in any SASS Sanctioned State, Regional, Territorial, National or World Championship match can now purchase an official SASS Sanctioned Winners Belt Buckle through the SASS Mercantile. Eligible members must show proof of placement by providing the official results report from the qualified SASS Sanctioned Match which can include a letter from the producing club, event newsletter, web site result listing or Cowboy Chronicle article.

\$99.95 (Includes \$9.00 shipping)



Official SASS Sanctioned Belt Buckles will feature the sanctioned match and event year with the category and place of finish. Since each order is custom, SASS Sanctioned Buckles can be ordered for events as far back as the individual match has been SASS Sanctioned.

To order your SASS Sanctioned Winners Belt Buckle, simply fill out the form and return it to the SASS office with payment and proof of placement as described above. Buckles can also be ordered from the SASS Web Mercantile however proof of placement must be provided by mail, fax or e-mail.

SASS SANCTIONED BELT BUCKLE ORDER FORM

Alias: _____ SASS #: _____
 Name: _____
 Address: _____

City: _____ State: _____ Zip: _____
 Phone 1: _____ Phone 2: _____
 E-mail: _____

Buckle Information:

SASS Sanctioned Match: _____
 State Championship Regional Championship National Championship
 World Championship Territorial Shoot Out State Shoot Out
 Date & Year: _____ Location: _____
 Shooting Category: _____ Place of Finish: _____
 Proof of Placement: _____
 Club Contact: _____ Contact Phone: _____

Method of Payment (U.S. funds): \$99.95 (Includes \$9.00 shipping)

(CA Residents Add 7.75% Sales Tax) SUBTOTAL: \$ _____

PLEASE ALLOW 6 TO 8 WEEKS FOR DELIVERY **TOTAL: \$** _____

Personal Check Money Order Amex Visa M/C Discover

Card #: _____ Exp. Date: _____

Signature: _____



DISTRICT OF COLUMBIA vs. HELLER

A Brief Analysis

By Nubbins Colt © 2008,
SASS Life #7802

Yes, the Heller decision is wonderful. Because such decisions from the Supreme Court of the United States (“SCOTUS”) start with “holdings,” I will limit my remarks solely to the numbered holdings and will not discuss the historical discussions, lengthy legal analysis, or dicta (side comments) found in the overall decision.

The first holding is perfectly clear, namely, the Second Amendment protects an individual’s right to own a firearm; the possession of a firearm is personal, and one need not be connected to a militia to possess a firearm; and you can own that firearm for traditional, lawful purposes. The specific purpose enumerated is self defense within your home, because that is what the Heller decision specifically concerns.

A simple reading of that first hold-

ing is easy—it is the guaranteed right of Americans to own firearms for personal self defense and to keep such guns in their homes, and Americans do not need to be members of organized military bodies for this. That’s it. That’s all it says. It’s that simple. It doesn’t say what kind of firearm, it does not say any weapon, so it will take other arguments to cover edged weapons (not a problem—the Heller decision is, in many ways, a handgun decision only, but it can be expanded, arguably, to cover other kinds of weapons, and it will be, I am certain of that, and it should be). Of course, the politicians and we lawyers will complicate it, but for the first blush reading, that’s that. Owning a gun is an individual right of Americans. Perfect.

The first subset of that holding is especially wonderful because it says the opening statement of the Second Amendment, “*A well regulated Militia, being necessary to the security of a free State*” is merely a preface, an introductory statement, “but does not limit or expand the scope of the second part, the operative clause, namely, “*the right of the People to keep and bear arms shall not be infringed,*” and, most importantly, the holding repeats the earlier statement the operative clause

“connotes an individual right to keep and bear arms.” It could hardly be more clear, but the next subset goes on to explain what a militia is, or was, within the meaning of the prefatory section, a citizen’s militia, to wit, not an organized military but the body politic as a whole, men (people is the better term today) who can be called upon to fight with their personal arms. Nice.

The following subsets clarify the points made before and, essentially, shrug off any thought there might be another way to look at the Second Amendment, including a dismissal by way of a clarifying comparison that the two most famous cases dealing with the American right to keep and bear arms either do not apply to the concept of the individual right, or they support the concept as a whole. That eliminates a host of arguments the anti-gunners always made with respect to these two earlier cases, known by their short names as the Cruickshank and Miller decisions.

We now break off from subsets of the first holding to come to the second major holding, which is very clear, and will generate much controversy and litigation. It states with clarity:

“Like most rights, the Second Amendment right is not unlimited.”

We have in our midst a certain group of firearms advocates known generally as absolutists. For years they have insisted, “What part of ‘shall not be infringed’ do you not understand?” To which I replied consistently if “Congress shall make no law” in the First Amendment does not stop reasonable restrictions on the rights enumerated as protected therein, then the same can be said of “shall not be infringed” in the Second Amendment. It is not absolute, and reasonable restrictions on weapons (arms) can be passed.

The rest of the second holding discusses what types of restrictions might be permissible, and those discussed include firearms restrictions against felons, mentally ill persons, and laws concerning weapons prohibitions in special places like schools and government buildings—none of these are overturned by the Heller decision. By supporting the Miller decision with respect to what the SCOTUS calls “dangerous and unusual weapons,” the Heller decision has affirmed the National Firearms Act of 1934 and the rules concerning machine guns, sawed off shotguns, suppressors, and explosives, among other things. It has

(Continued on next page)

GOEX BLACK POWDER
—THE TRADITION CONTINUES—

All the smoke & fire.
None of the mess.

from the company that's been around *since cowboys have been shooting.*

GOEX PINNACLE BLACK DAWG CARTRIDGES are loaded with clean burning, **PINNACLE Black Powder Substitute**, which means you can have all the smoke, fire and authenticity of black powder — without the fouling and messy clean up. Of course, if you want the real thing, there's original black powder Black Dawg ammunition as well. Available in calibers and gauges for the most popular cowboy action pistols, rifles and shotguns.

GOEX: An American tradition for over 150 years.

www.gocxpowder.com ~ (318) 382-9300

(Continued from previous page)

affirmed the Gun Control Act of 1968 as well. Clearly, “shall not be infringed” does not cover all arms.

Next, however, in what I thought was a delightfully pithy way, the SCOTUS declares in its third holding that “the handgun ban and trigger lock requirement (as applied to self defense) violate the Second Amendment.” There are three clear meanings here. The first is no jurisdiction can ban handguns outright. The next is Americans have a right to self-defense, so no jurisdiction can cause Americans to have to lock up the very guns they depend upon for self-defense. The third is more subtle; namely, if a jurisdiction wants to cause Americans to lock up guns NOT being used for self-defense, they can do that. Read it carefully—that’s the import of adding the parenthetical about self-defense.

The rest of that section expands the SCOTUS’s reasoning for what it has pronounced and then concludes by noting the District of Columbia **must** (I love “must”, such a nice STRONG word), if Mr. Heller is not otherwise disqualified, allow him to register and license his handgun for his home. BUT

LOOK OUT!!!! That’s VERY RESTRICTIVE as well as liberating. It supports the individual right to keep and bear arms, but it also subtly, but demonstrably, affirms all of the licensing laws in place across the country. All it does is insist the jurisdictions that have licensing laws such as the District of Columbia or, for example, New York City or Chicago, have to permit otherwise not disqualified citizens to possess home handguns under license. The decision does not disaffirm the requirement of the licenses.

In summary, the fact Americans not only have the individual right to possess arms, specifically handguns in their homes, but all arms by way of the overall decision in Heller, is no longer in controversy. That’s the good part – and the opening of the door to the expansion of the Second Amendment to places all of us want it to go. I say, congratulations to us, and let’s keep up the good fight—our camel has got way more than its nose under the tent now; let’s shove it all the way through!

A well regulated militia being necessary to the security of a free State, the right of the People to keep and bear arms shall not be infringed. ♫

Mike's
custom
Hatters

1700 North Eastman Road
Longview, Texas 75601
tel 903.753.8991 fax 903.753.8360
www.mikescustomhatters.com
Chuck Wilkerson

WORLD'S FINEST HAND MADE HATS
• CUSTOM HATS MADE TO ORDER •
You design it, we make it.

Mike Helms

VISIT THE SASS WEB SITE AT
WWW.SASSNET.COM

EL PASO SADDLERY CO.
ESTABLISHED 1912
MAKERS
EL PASO, TEX.

El Paso Speed Rig

Every quick shooting advantage has been included in this top of the line rig. The smooth design and attention to detail give the Speed Rig a great look, but quickness is what makes it a winner.

- Leather lined holsters
- Cut low in front for extremely fast draw.
- Holsters are blocked with specially designed pistols that angle the top lip of the holster, making reholstering the easiest it's ever been.
- 2 1/2" wide tapered belt features 24 loops standard
- Full Speed Rig Shell Stamping Standard
- Crossdraw Available

2 Holsters and Belt	\$395
Holster Only	\$150
Belt only	\$125

www.epsaddlery.com
2025 E. Yandell, El Paso, Texas 79903, Telephone Orders: (915) 544-2233



WHATEVER HAPPENED TO COWBOY ACTION?

I have really enjoyed SASS and what it has done for shooting enthusiasts. However, in recent matches, both local and Mule Camp the last six years, my feelings are becoming more like those expressed in John Taffin's recent article in the July 2008 issue of *Guns* magazine.

If categories are under study, I definitely recommend the consideration for "major calibers" (such as .38-40, .44-40, .44 Special, .44 Russian, .44 Colt, .45 Schofield, .45 Colt, and the like firing 180-grain+ bullets) and "no wimp calibers" (.38 Special and punier). Personally, I shoot no lighter bullet than 200 grains in my .45 Colts. As a spotter, some of the lighter bullets seem to barely "ping" or shake the plates, making scoring difficult.

I know there is no target too large or too close it can't be missed, however, sometimes pistol targets seem to be almost little more than two rifle barrel lengths away. I will continue to shoot what I have. I'll take my .45's "bong" over a .32's "ping" any day, even if some in my club continue to snicker at my "magnum" 725 fps loads and the "power factor" classifications remain the same.

Parson Henry Brown, SASS #22262
DeArmanville, AL

(I, too, prefer and exclusively use full-charged blackpowder .45 and .44-40 loads in my Cowboy Action revolvers and rifle. That's my fantasy ... the way I think the "old timers" did it! Unfortunately, John Taffin, you, and myself are in the minority ...

In my opinion there is no interest on the part of the Territorial Governors to institute any power factors above the puny "60" adopted at the last Convention. Or, to change the rules to require large bore, "heavy" bullets. Many of them already shoot the small caliber, "light" bullets ... and so do many of our members.

While the game has certainly changed since the beginning, I must take exception to several of John's assertions. He seems to think we started with big bores and full loads ... nothing could be further from the truth. Lightly loaded .38s have always been a major part of the game and always in the winner's circle. (Although no one thought the loads would ever drop to the ridiculous levels the Territorial Governors outlawed last year!) SASS has always had an aversion to imposing power factors (e.g., major and minor classifications). There was a misguided attempt several years ago to impose some sort of minimum velocity floor on Cowboy Action loads, but the safety excuse for the proposed rule could

never be proven, so it was dropped. "Honest," mid-range loads (not magnums or pip-squeaks) are the way the game ought to be played.

The targets have nearly always been of generous size and modest distances. Cowboy Action has never been a "bulls-eye" game ... rather it is an "action" game. In the (mythical) Old West, all gun fights occurred "up close and personal"—I know, because I saw it in the movies! The effort has never been to make everyone successful in a competitive sense, but to recognize we're in the entertainment business. Not everyone is interested in or willing to practice to "get good," but everyone who pulls the trigger wants to hit most, if not all, their targets. If they hit their targets, they come off the line grinning, and if they're grinning, they're having fun. If they are having fun, they'll come back. And, SASS is a membership organization ... we want them to come back!

Yes, Cowboy Action has changed. Yes, I'd like to see heavier loads mandated. But, since I'm not willing anymore to spend hours and hours practicing, I've finally realized I can't win the major matches anyway, so I might just as well shoot the kind of game that makes me happy ... and that's full-house, blackpowder loads in big-bore pistol cartridges. My advice—have fun, be safe, and shoot what turns you on! ... editor-in-chief) ♣

item # A-Buffalo-HHB
\$ 160 per pair

item # AA-Blank-ZH
\$ 130 per pair

Lindholm Brothers Bronzo Spurs
Bonanza, Oregon 541-545-3120

item # J-Blank-YHB
\$ 180 per pair

Visit us on line at
www.lindholmspurs.com
over a hundred choices
of period correct spurs

item # V-3 Spot-S B
\$ 150 per pair

item # A-Star-HHB
\$ 160 per pair

Mernickle Holsters

Butt Plate Cover
ERPC1 REF1

Designed by Evil Roy to ensure the rifle or shotgun stays in place without slipping. \$29.95

The
EVIL ROY
System

Best of the Best designed by WFDA World Champion Bob Mernickle and CAS World Champion Evil Roy, this gun leather system combines the best of both sports recognizing it's important to get the gun back in the holster as fast as it came out.

www.mernickleholsters.com
sales@mernickleholsters.com
Phone: 1-800-497-3166
International: 1-775-575-3166
Fax: 1-775-575-3168



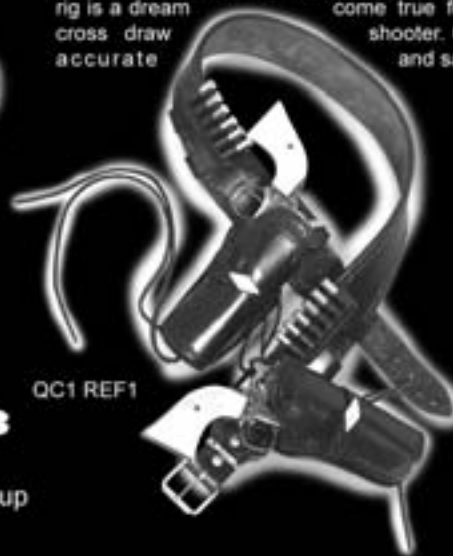
The
HOLY TERROR
System

Holy Terror and Bob Mernickle took the time to get this rig right. It is specifically designed for the contours of a woman's figure making it comfortable to wear all day yet is extremely fast and competitive while being stylish.



The
QUICK CAL
System

Designed by one of the fastest guns in the world, Quick Cal has received National and World recognition in cowboy action shooting, World Fast Draw, IPSC, and Cowboy Fast Draw. The rig is a dream come true for the shooter. Quick, accurate and safe.



Bullet Pouches

QCBP1 REF1
ERBP1 REF1

No more spilled shells! with an easy clip on clip off system and a flat snapable lid, this is the perfect accessory to carry those cartridges to and from the tables. \$55.00

Shotgun Belts

Evil Roy Shotgun Belt
ERSG1 REF1
\$160.00

The best designed turn of the century dual pouch shotgun belt.

Quick Cal Shotgun Belt
QCSG1 REF1
\$160.00

This belt is a combination of both old worlds - leather construction and canvas loops - you choose the pull combination.

The Ultimate 3
Holy Terror, Evil Roy, Quick Cal
your choice \$399.95 (as shown) and up
(guns and ammo not included)



The
Cowboys'

Brand of Approval

WANTED BY THE SHOOTIST



EVIL COY

"The Pocket Pro is a must for a quality practice session."



LEAD DISPENSER

"To be competitive you need accurate feedback on your performance. No other product has given me the precise and reliable information that the Pocket Pro timer has."



HOLY TERROR

"The Pocket Pro timer is an accurate easy to use tool that I can use while practicing all different types of shooting to improve my scores!"

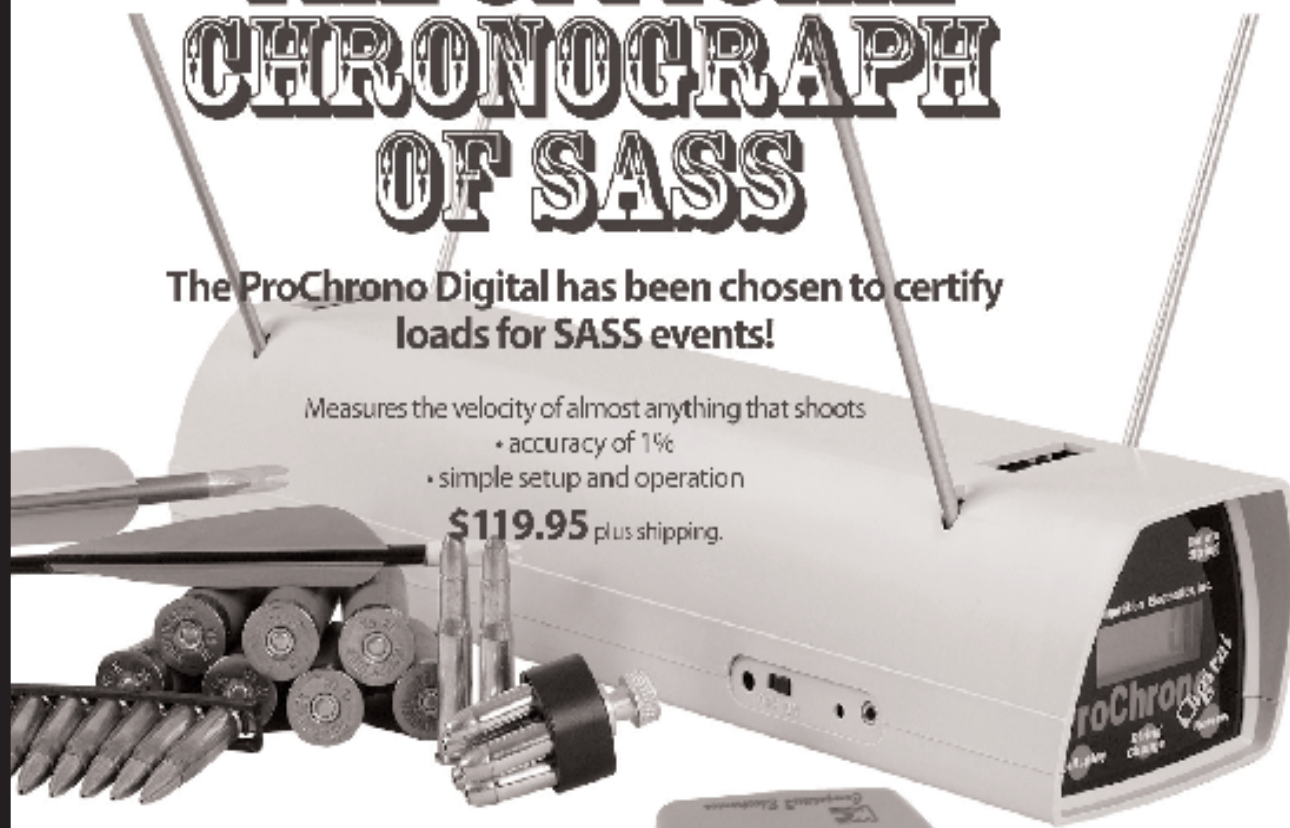
THE OFFICIAL CHRONOGRAPH OF SASS

The ProChrono Digital has been chosen to certify loads for SASS events!

Measures the velocity of almost anything that shoots

- accuracy of 1%
- simple setup and operation

\$119.95 plus shipping.



THE POCKET PRO IS THE OFFICIAL TIMER FOR SCORING END OF TRAIL

POCKET PRO II SHOT TIMER

The advanced version of the original Pocket Pro is here in your choice of colors, blue or tan! **\$129.95** plus shipping.



POCKET PRO POCKET PRO II CARRYING CASE

This handy case will protect your Pocket Pro timer during transport. It features a zipper storage compartment, logo badge, and velcro belt strap. **\$10.95**



FREE OFFER

When you purchase a Pocket Pro or Pocket Pro II timer direct from Competition Electronics, we will include a carrying case Free!

POCKET PRO SHOT TIMER

The original Pocket Pro is the official timer used by End of Trail and Winter Range events. **\$129.95** plus shipping.



COMPETITION ELECTRONICS

has been dedicated to manufacturing affordable, quality shot timers and chronographs in the USA for over 25 years. Our shooting products are covered by a 2 year warranty. Fast, economical, and friendly service is just a phone call away.

K **COMPETITION
ELECTRONICS**

3469 Precision Dr.
Rockford, IL 61109
815-874-6001
Fax: 815-874-8181

WWW.COMPETITIONELECTRONICS.COM



MY RESPONSE TO "STEEL"

By Bear Claw Chris, SASS #63895

Regarding the article "Steel" by Inspector (May '08 issue), as an historian I felt compelled to respond and perhaps offer some additional perspective, since the article seemed to relate a number of misconceptions. First they've often been referred to as "shootin' irons" over the years because early firearms were iron, not steel. Take a flintlock rifle of the 18th century for example. The only steel in the gun is the two springs in the firing mechanism called the "lock." You may have a brass trigger guard or butt plate or even precious metals, but the barrel, the remainder of the lock parts, the trigger, etc. are all iron. That had already been true for centuries. Why? Because that's all that is required. Wrought iron has terrific malleability and is surprisingly elastic, and it was readily available.

By 1775 the American colonies were ranked third in the world in iron production, following Russia and Sweden. A great deal of that iron was shipped back to England as a major raw material fueling England's industry. Appropriately made gun barrels can easily withstand the pressures produced by the blackpowder loads of the day, evidenced by the fact proof testing of the period indicated a 300% overload. Only when you move into modern "smokeless" powders and the increased pressures they create do you need the additional strength of steel. Iron was also comparatively cheap. Steel at the time was roughly three times more expensive, and again, was unnecessary for many applications.


The article refers to several items, apparently assuming they were steel, that typically were not made of steel at all. As for burning down the house to recover nails, it may be a good story to get a child's attention, but it has no basis in historic fact. Nails were made of iron, not steel, and how many were used in the construction of a house on the frontier, instead of mortise and tenon joinery? In the third quarter of the 18th century approximately one pound of eight-penny common nails was the same price as a pair of socks. Wouldn't you rather sell your house rather than burn it for the price of a pair of socks?

Let's also take a look at that poor Native American sitting around the campfire with a flint knife. Three hundred years ago if that guy is still using a flint knife, he really is poor because anyone who could afford it had been trading for metal blades for years. Quench-hardened carbon steel cutting tools have been in use since at least 1000 years BC!

How about those abandoned wagon wheel rims? They were called tyres, and yep, you guessed it, they were made of wrought iron, not steel and for all the same reasons I've already stated.

I'm afraid I also have to take exception to the statement that "we all know that steel is refined iron." All you have if you refine iron is ... refined iron. Wrought iron is refined iron. It only becomes steel when carbon is introduced to it. That's why a blacksmith can hammer and shape a piece of wrought iron without it becoming hard or brittle. It remains malleable with virtually no carbon in it.

Early methods of introducing carbon involved "cooking" the iron with various types of organic materials that caused the iron to absorb the carbon. The resulting steel could be very good, but often unpredictable in terms of uniformity of carbon content. It wasn't until the "Bessemer process" made predictably uniform carbon content on an affordably large scale. Certainly the Europeans brought steel with them, but not because it couldn't be made here. Like many things, it was cheaper to manufacture in quantity with cheap abundant labor there until sufficient labor was available here. The raw materials were here; the ability came with the Europeans. A common forge, as used by blacksmiths through the centuries, pumped air into the coal (not charcoal) fire usually with a bellows of some type, and could produce a fire of about 3000 degrees, more than sufficient for forging, welding, making steel, etc.

As far as modern steel being "vastly superior" to steels of past history, I'll bet I'd be "preaching to the choir" if I said to the majority of the men reading this that I own and have used tools, guns, blades of various types over the years that I wouldn't take a basketful of modern replacements for at half the price because the steel just isn't as good. In my opinion, new and different alloys of steel don't necessarily equate to being better. 

EXPERIENCE THE "EVIL ROY" TARGET!



- REVOLUTIONARY STAND FOLDS UP TO LESS THAN 3 FEET LONG
- CERTIFIED AR500 ARMOR STEEL FOR MAXIMUM SAFETY AND DURABILITY
- ANGLED TARGET FACE WITH NO EXPOSED BOLTS OR CLAMPS
- YOU CAN MOUNT TARGET HEADS AT 2 DIFFERENT HEIGHTS
- CHOOSE FROM MORE THAN 12 HEAD SHAPES & SIZES
- NO TOOLS REQUIRED



"I use this design from Action Target for my own practice sessions because it gives me a perfect training tool to prepare myself for matches throughout the year. I also use these targets in all my shooting schools because they are easy to transport, they are safe, and they last."



Evil Roy

\$ 95 6", 8", 10" OR 12" CIRCLE TARGET HEADS

\$ 140 18" COWBOY ACTION SHAPES



ACTION TARGET

801-377-8033

WWW.ACTIONTARGET.COM

Finest Quality Holsters and Belts

Since 1889



Why buy a reproduction, when you can get the real thing?

HAND CARVED CHEYENNE RIG

Our classic variation of the rig made by F.A. Mena in Cheyenne, Wyoming during the 1880's and 1890's

- lined holster
- holster features hand sewn toe plug
- 3" wide moneybelt
- full loops standard

Available for Colt, Colt Clones, Vaqueros and Blackhawks

Holster and Belt \$425
2 Holsters and Belt \$585



#44 OUTFIT

The half-breed holster and tough out moneybelt we made for John Wayne for use in the "Shootist".

- lined holster (lined using "roll over" method for easy reholstering)
- open muzzle and hammer chong standard (leg thong on request)
- 2 1/2" wide roughout moneybelt
- crossdraw available

Available for most Single Actions and Double Action (3" to 7 1/2" barrels)

Holster and Belt \$190
2 Holsters and Belt \$265

RIO GRANDE RIG

Our "no frills" frontier reproduction, designed for the cowboy action shooter anxious to make an impact.

- 2 3/4" wide cartridge belt
- 24 loops centered (.44-.45 or .38-.357)
- crossdraw available

Available for Colt, Colt Clones, and Vaqueros.

Holster and Belt \$155
2 Holsters and Belt \$225



Telephone orders: (915) 544-2233 • Fax (915) 544-2535
2025 E. Yandell • El Paso, Texas 79903

*we accept all major credit cards.

Full color catalog \$5.00

Made in Texas with Premium Grade Saddle Leather.

VISIT THE SASS WEB SITE AT
WWW.SASSNET.COM



GIVE TO THE
SASS SCHOLARSHIP FOUNDATION

(A non-profit, tax-deductable charity)

MAKE THE DIFFERENCE!

Reach for the stars.®



Now Available
38-55 (2.080)
38-55 Long (2.125)

Reach for the stars on Starline brass and you'll get a high quality, durable case ready to be reloaded... and reloaded... and reloaded. Starline puts over 30 years of experience into every case made, and it shows.

Reach for the stars and see why a great shot starts with Starline.



NEW ★ UNPRIMED ★ BRASS COWBOY ACTION CALIBERS

CALIBER	
32 S&W LONG	44 RUSSIAN
42 HARRIAR	45 SPECIAL
32-20	44-40
457ELR	45 AUTUMI
38 LONG COLT	45 COLT
44 SHORT COLT	45 LONG COLT BLANK
38 S&W	45 S&W SCORFIELD
44-40	45-70
38-55 (2.080)	45-00 (24)
44-55 (2.55)	45-00 (28)
40-65	5h1 BLANK
44 COLT	38-70 R&W
41 MPG	30-00 SHARPS
46 COLT	38-110 Y&I
44 MPG	38-50 SPENCER (TAYLOR'S)

This is a partial list.
 Call or check web site for a complete list of products.
 1-800-280-6660 or
www.starlinebrass.com

www.starlinebrass.com • 1-800-280-6660



Made With Pride
 in the USA

1500 W. Henry St. • Smith, MO 65501



OH THAT FENCE RAIL HURTS!

By Colonel Dan, SASS Life #24025



Colonel Dan,
SASS Life #24025

As I traveled the country this year and read my email every day, the same apprehension was expressed by many concerned traditionalists. "What happened to those so-called 'conservative' Republicans, and what's in store for us now?" As the election approaches, it's time for some objective analysis on what happened to the GOP. The 2006 GOP loss was the inevitable consequence of multiple self-inflicted shots to their political feet and sets the stage for a repeat in 2008. Thirteen years ago the GOP was given the power of the majority they'd been begging for since the 1960's, and the unvarnished truth is, they blew it. Phony conservatives making empty promises, inexcusable pandering, gross over-spending, corrupt addiction to power, and ignoring both the Constitution and their sworn duties did them in with real conservatives.

When the Republicans assumed control of Congress in 1995, and then won the White House in 2000, I was hoping to see at least some small change in direction. What I saw was all too familiar political bullchips. The GOP controlled Congress passed

the Campaign Finance Reform Bill and Bush unconscionably signed it. Eminent domain was bastardized, and spending went through the capital dome with never a Presidential veto to stop the hemorrhage. Earmarked pork was king. America's borders remained inexplicably wide open even after we were attacked and thousands were killed, and our vast energy resources remained off limits while oil-exporting countries strengthened their grip on us. Now why would the "conservative" Grand Old Party ever do such things? Simply out of political fear they might offend/alienate a voting block or a big contributor ... and God forbid we profile at our own airports even after 9/11—that, too, might offend. Well, their pandering fence straddling between conservative rhetoric and liberal action did offend—it offended the exceptionally powerful conservative base all across this land.

When anyone straddles a fence too long, they eventually get the rail up their crotch, and that's what happened to the GOP. Trying to be liked by everyone so they could stay in power indefinitely, the Republicans promised conservatism, but delivered liberalism. Traditional Americans saw right through it, and the GOP paid the ultimate price—they were deservedly sent to the showers in 2006. And, since they haven't learned their lesson yet, I suspect the same could be the case in 2008.

If the current war played any part in their loss at all, I'd say it was

not over starting it, WMD's notwithstanding, but over adopting a limited approach and not finishing it quickly. Imposing politically motivated restraints on soldiers when the enemy has no such restraints is not a formula for rapid success. If an international situation honestly requires military action in order to protect vital national interests or preserve our security, then slam that bug with a big sledge hammer and come home. Given a free hand to use the big hammer once they're deployed, our military is very capable of smashing any bug.

Will these Democrat quarterbacks be any better than the sacked GOP starters? Absolutely not, and that's the worst part of it. Because of the GOP's fence games, I hold them responsible for creating the situation wherein the Democrats even had a chance to get in the game! Politicians know full well that historically, anytime Americans become disgusted or disenchanted with incumbents, they rightfully throw the bums out. I wonder if those same Republicans realize just how popular the GOP would or could have been today had they told the left leaning PC crowd to take a hike and stuck to authentically traditional principles, values, and virtues? My guess is the 2006 election wouldn't have been close, and 2008 would only increase that popularity! The vast majority of patriotic Americans love solid traditionalism just as much as they hate political duplicity.

The sadder part is yet to come, so hold onto your noses, your wallets, and your guns. The GOP's forsaking of traditionally conservative principles over the years will make the coming years even more difficult to bear, and is now setting the stage for an even greater Democrat control of Congress and potentially the White House.

It's up to us traditionalists who still care deeply about America to ensure all politicians know the real reason for the GOP loss was because they betrayed traditional conservatives by being too liberal and not because they betrayed modern liberals by being too conservative.

How does that fence rail feel now, boys? As Wyatt said in his opening scene of *Tombstone*, "Hurts, don't it?" Well, Republicans will have a few more years to think about how they betrayed conservative principles, what it'll take to heal that political hurt, and restore at least some modicum of credibility. What do I think it will take? A thorough house cleaning to rid ourselves of all that old entrenched wood of both parties, and sending a strong message to the new incoming wood—adhere to the Constitution or be gone!

I refuse to sign on to this "Modern Republicanism." I'll follow the example of our Founders just as I have in years past. Party and ideological labels mean nothing to me. I honor and try to follow the principles of constitutional traditionalism in the same

(Continued on next page)

JAXONBILT HAT COMPANY
CUSTOM HATS & RENOVATION
"KICKIN' QUALITY"

ROY S. JACKSON
P.O. BOX 417 - Hwy 93
SALMON, ID 83467

WORK (208) 756-6444
HOME (208) 756-1016
www.jaxonbilthats.com

We Accept:

Ask about our other colors & styles! Custom orders welcome.

"Turquoise Tango"



CUSTOM HATS
5X 10X 50X 100X
From \$145 to \$540
plus shipping
Other Old West and
Movie Favorites Available

Belt Clip Loading Block
As handy as a pocket on a shirt!
Prices Start at \$40.00 plus s&h
See this and our other products at
www.kiowacreektrading.com
or call: 719-495-3936



Shown with 45 Colt cartridges

Featured in
The Fall 2008 issue
of
"Guns of the Old West"
magazine

Premium hand tooled leather.
available in:
Black, Dark Brown, Medium Brown, Mahogany,
Saddle Tan & Natural.

Solid oak cartridge insert.
available in all popular calibers,
and combinations!!!!

Spring steel belt clip.

CUSTOM MOLDED ELECTRONIC HEARING PROTECTION, FOR ALL DAY COMFORT GUARANTEED!

It's never too late to protect your hearing!
800-767-7791



ESP Electronic Shooters Protection

Electronic Shooters Protection Mountain Hawk, Inc.
15290 Gadsden Ct • Brighton • CO • 80603
www.ESPAmerica.com • ESP@USA.net



**Our buffalo is...Naturally Raised,
Naturally Lean, &
Naturally Delicious**



Thanks for the tremendous response
Hope to see you at End of Trail

"Visit us online for all your cookout supplies"

Cooks Bison Ranch

5645 East 600 South • Wolcottville, IN 46795

Phone: **260-854-3297**


www.cooksbisonranch.com

XS SIGHT SYSTEMS

GET THE DROP ON 'EM



XS COWBOY EXPRESS SIGHTS



**FASTER THAN GREASED LIGHTNING
TOUGH AS NAILS**
www.xssights.com
888.744.4880
© 2004 XS Sight Systems Inc.



For AD Rates

~ DONNA ~
(EXT. 118)

VISIT THE SASS WEB SITE AT WWW.SASSNET.COM

(Continued from previous page)

vane as did our Founders. If that means I'm out of touch with modern political thought, then I am proudly out of touch. My heart and conscience is based on the light of truth as I've been given the light to see that truth,

and I sleep well at night because of it. Soldier on my friends ...

Just the view from my saddle...

Contact Colonel Dan:
coloneldan@bellsouth.net

Article Archives:
<http://mddall.com/sbss/SBSShome.htm>

STEEL TARGETS
Original Designs

Knockdown Racks
Different Shapes and Sizes Available

DS WELDING
9444 Monday Ave.
Chatsworth, CA, 91311
(818) 727-9353
www.dswelding.com
www.steel-targets.com

DS Welding's Famous Tombstone Rack

DS Welding's Avenging Vulture 2004 EO1

Knockdown Targets

Wig-Wag w/ High Point Drifter Target

The Original Bird-Car Thrower



Lucky Bill Thorington,
SASS Life #765

ASK LUCKY BILL

By Lucky Bill Thorington, SASS Life #765

There is one in our midst, however, who stops short. He is as jovial and as fun to be around as any of us. He fits right in, as he has good authentic costuming and doesn't shoot very well. The problem is, as I said, he stops short. We live in a state where one can go around "heeled" just like in the Old West, at least most places. Here's the problem. When the shoot is finished, we like to retire to a local restaurant with our guns, still being immersed in the Old West. But this guy, even when we go out of town will actually take off his cowboy gear, stow his guns, put on his baseball cap and sneakers, and sit at another table. He claims the boots hurt his feet. We have even gone to other shoots in the area, and he will go to another

restaurant, so he won't have to be seen with us. We are starting to wonder if there is something wrong with us. Any suggestions?

Puzzled in Pueblo

Dear Puzzled

First, let me say you should continue to do what you do. The problem is not with you. It is normal, and makes for those with common interests (in your case authenticity) to hang with each other. I suspect your pard's problem is he is intimidated by being in costume anywhere other than the shooting range. He also seems intimidated by being near you for wearing your costumes "out in public." It's been my experience wearing the costume out in public gets you nothing but accolades. Perhaps there is an underlying cause for this problem that has been hidden from you. The red flag

on this is the fact he goes to a different restaurant when you are out of town. Could it be he has someone on the side he has kept from you? As enjoyable as your company is, he may need female companionship. It'd be worth a try to follow him the next time you are out of town to see what you come up with. Before you do this, you'll need to go over to his residence and clip this column out of *The Catboy Chronicle*, so he doesn't see it. This may answer your question. In the meantime, when you go to eat after the shoot, do not let your friend sit at another table. I'm sure the rest of you can handle him. Take him down and give him a good chapping in front of all the other patrons. That should set him straight. If not, it will at least keep him from embarrassing you in public ever again!

(Continued on page 88)

Dear Lucky Bill,
My pards and I have been shooting "cowboy" for about the last eight years. There are eight of us that "get it." By "get it," I mean when we go to one of our shoots, we immerse ourselves in the Old West, our guns, and costuming. We are "authenticists." For the day, we are in the 1880's.



OFF THE WALL Gun Carts

Suited for the Rowdiest
Cowboys & Cowgirls

224 N. Howard St.
Greentown, Indiana 46936

Tel: (765) 628-2050
Fax: (765) 628-1899

"The Ultimate Gun Cart for C.A.S."

Now a SASS
Affiliated
Merchant



Tornado Ali

Gunther Cartwright
SASS Life Member #20136

- 7 Cart styles
- 3 Species of wood
- 7 Wheel options
- 2 Wagons
- 2 New Sheriffs Rack

E-mail: gunther@guncarts.com
www.guncarts.com

NO OTHER BRASS COMES CLOSE

TOPBRASS

Now Available:
★ 45 Auto Rim ★
★ 45 S & W (Schofield) ★
★ Live Primed New Top Brass Federal Primers ★

"FIGHTER TOLERANCES" SETTING A NEW STANDARD

Now Available

NEW UNPRIMED	NEW PRIMED
TB Series	New TF Series
Available in 500 & 1000 qty's	Available in 500 & 1000 qty's
44 RUSSIAN	44 RUSSIAN
44 S & W SPL	44 S & W SPL
44 REM MAG	44 REM MAG
45 COLT	45 COLT
45 ACP	45 ACP
45 ACP + P	45ACP + P
NEW UNPRIMED X SERIES	NEW PRIMED XF SERIES
45 COLT BLANK	45 COLT BLANK
.140 FLASH HOLE	.140 FLASH HOLE

CALL FOR PRICING

SCHARCH MFG. INC.
800-836-4683
ORDER NOW ONLINE
WWW.HANDGUN-BRASS.COM
WWW.SCHARCH.COM

A GREAT AMERICAN LOVE STORY!



HOPALONG CASSIDY

AN AMERICAN LEGEND

Hopalong Cassidy is a registered trademark of GEMSTONE PUBLISHING, Inc. Used by permission. All rights reserved.



SPECIAL LIMITED EDITION • \$300.00
SIGNED BY GRACE BRADLEY BOYD
BOUND IN THICK COWHIDE
W/STERLING SILVER HEART INLAY
WWW.RUSSCOCHRAN.COM TO ORDER!



Packed with a Who's Who among the stars of old Hollywood, Hopalong Cassidy: An American Legend is an intimate portrait of America's favorite cowboy co-written by the woman who knew him best, his wife Grace Bradley Boyd, and Michael Cochran. Find out what happened behind the scenes to make William Boyd a superstar with children, what he thought of the role, and how he handled the fame.

With Hoppy collectibles experiencing huge demand and a huge Western resurgence underway, this is a great time to rediscover your youth or introduce a whole new generation to the exploits of Hopalong Cassidy!



HOPALONG CASSIDY AN AMERICAN LEGEND • \$75.00
HARDCOVER • 368 PAGES
FULL COLOR THROUGHOUT
WWW.GEMSTONEPUB.COM TO ORDER!



Three Fingers Tequila,
SASS #61260

KU KLUX KLAN HAD SHORT LIFE IN EL PASO

By Three Fingers Tequila, SASS #61260

and crops, and intimidating officials. By 1871, the Klan officially ceased to exist because of national laws against secret conspiracy and the refusal of the South to tolerate violence.

In 1915, William J. Simmons reorganized the national Klan at Stone Mountain, Georgia, to fight new threats, especially immigration and social ills. By 1922, Texas had as many as 150,000 Klan members, and by 1924, Texas had more Klansmen in public office than any other state.

El Paso became vulnerable to the Klan's efforts at creating conflict within the city. The impact of the Mexican Revolution and World War I were still strongly felt in El Paso during the 1920's. El Paso's experiences during the Mexican Revolution were different from those of any other city in the United States because it was the only large border city at the time. Frightened by the confusion and anti-American sentiment in Mexico, many Anglos became prejudiced against Mexicans, feeling they had no place in an American city.

After World War I, thousands of new Anglos arrived in El Paso. Many of these newcomers were natives of the racially intolerant South. So with these hostile attitudes, the border was vulnerable for the Ku Klux Klan to establish a chapter in El Paso.

In May 1921, Klan recruiter C. C. Kellogg set up office in the Sheldon Hotel. By late summer 1921, the KKK had established the Frontier Klan No. 100 in El Paso. Besides racial problems, issues concerning law and order and social morality provided the Klan the opportunity to recruit law-abiding and respectable citizens, including attorneys, physicians, bankers, and businessmen.

The Klan also controlled members of the Herald Post's editorial staff, allowing for the society to print its beliefs in the newspaper. Members were able to publish one editorial on their goals in El Paso and how they would make El Paso flourish.

In public statements, the Klan claimed it had a purpose: "to make El Paso a better and cleaner city, a better place in which to live and rear our children." The Klan claimed to be against crime of all types. The social ills of El Paso, which included prostitution and gambling, were the first that the Klan promised to eliminate. Other crimes the Klan vowed to attack were home burglaries and car thefts. Juveniles drinking across the border and returning late at night were other targets. Klan members would record names or take pictures to show the parents of the young people.

Their concerns weren't limited to social ills. The Klan was also concerned with the political issues in the community. In order to arouse enthusiasm in one school board election, the Klan planned to parade through town dressed in sheets and hooded masks. They had to be threatened with jail before they would cancel their plans.

The Klan's main reason for the entry into the school board election was their belief the Roman Catholic Church was trying to gain control of the public schools. Samuel J. Isaacks, a well-known attorney, clearly asserted his position on Catholics to his listeners. He said, "This is a country of religious tolerance, but not a country where any sect can come in and run our educational system."

In April, the ticket of Klan members consisting of Charles S. Ward, Hal Gambrell, and Isaacks beat W. H. Burges, U. S. Stewart, and J. B. Brady, gaining control of the school board. Many residents and other anti-Klan organizations were stunned to see the final results of the election. This election marked the high point of Klan power in El Paso politics and was the first indication that the Frontier Klan had the popular vote.

Since they were free to make changes within the school system, Isaacks suggested changing the names of the schools to commemorate Texas heroes. Highland Park became

Fanin, El Paso High became Sam Houston High School (later changed back due to strong protest), Manhattan Heights became Crockett, and Grandview became Rusk. The schools that were under construction were named Austin and Bowie and Burleson Elementary.

The school board held secret meetings to vote out two school principals and other staff members who were Catholic. Even a librarian, Edith Cony, was dismissed because she had protested the removal of a Catholic encyclopedia from the library. Many people started to grow concerned about the Klan taking over. Nevertheless, in March 1922, the Klan initiated 300 men near Kern Place. After the initiation, Klansmen drove up Scenic Drive on Mount Franklin, where they burned a wooden cross. About 3,500 El Pasoans joined the Klan in the few years of its existence here.

Lawyer William H. Fryer, a personal enemy of Samuel J. Isaacks, made a major assault on the Klan. At the Odd Fellows Hall, the Catholic Fryer pointed his finger at the hooded audience and said, "I know who you are, and one day you will be unmasked before the public." In October 1922, Fryer filed an injunction to remove four candidates from ballots in the upcoming election who had sworn allegiance to the Invisible Empire of the Ku Klux Klan. The Klan's membership roster and other materials were made public, exposing lists of outstanding citizens who had taken the Klan's secret oath. Fryer accused the Klan of believing their oath took precedence over the Constitution and the United States. Later, Fryer dropped the action since his purpose—to expose membership—had been accomplished.

Other anti-Klan residents followed members to secret meetings. They wrote their license plate numbers down, eventually identifying these members to the community.

Others who opposed the Klan included El Paso Times editor James Black. Backed by his paper, Black Texas heroes. Highland Park became

(Continued on next page)

(Continued from previous page)
 called the Klan "anarchists and public enemies" who "seize the purpose of the State." Police Chief Peyton J. Edward said he would do everything in his power to oppose Klan actions and dismissed officers who were members. County Sheriff Seth B. Orndorff was also quick to take a stand against the KKK.

By February 1923, the Klan was soundly defeated at the polls when El Pasoans elected anti-Klan candidate R. M. Dudley mayor over Klan member P. E. Gardner. In April, the Klan also lost the school board elections. The Klan's member base rapidly decreased to a handful of individual advocates, and the KKK eventually retreated from El Paso. Many residents believed it was important to keep good relations with the resident Mexicans for business purposes, leading to the weakening of the Klan.

The Ku Klux Klan's membership dwindled in the state as it did in El Paso in the late 1920s. The Klan became active again in the 1950's and 1960's once the civil rights movement gained impetus. Among the largest groups still active in Texas are the Knights of the Ku Klux Klan

and the White Camellia Knights of the Ku Klux Klan. In South Texas, the Vietnamese were the targets of Klan violence in the 1980's, and in the 1990's various groups of the Klan united with neo-Nazis. The influence of the Klan in El Paso lives on in the names of several city schools, but little outward sign of any other influence exists.

Works Cited

Dallas Texas Klan Information, Dallas Historical Society, available at www.dallashistory.org/history/dallas/topics.htm#kkk.
 Austin High School, The KKK in El Paso, Austin High School, El Paso, Texas Homepage, available at austin.episd.org/quadkkk.htm.
 Shawn Lay, War, Revolution, and the Ku Klux Klan: A Study of Intolerance in a Border City (El Paso: Texas Western Press, 1985).
Three Fingers Tequila is the Chief of Police at the Federal Reserve Bank of El Paso. He has been in law enforcement since 1974. An El Paso native, he joined the El Paso branch in 2002, after a brief (27 year) stop with the El Paso Police Department. He continues to research the early law enforcement years in El Paso. harry_kirk@yahoo.com

WINNER TAKE ALL!
 Enter To Win a Custom Engraved Pair of Great Western II's And This Beautiful Rig!
 Tax Deductible 501(c)(3) Corporation
5 Tickets for \$20.00
 5 tickets for \$20.00 minimum purchase
RAFFLE DONATIONS SUPPORT THE SASS WESTERN HERITAGE MUSEUM & COWBOY ACTION SHOOTING HALL OF FAME
SASS WESTERN HERITAGE MUSEUM & COWBOY ACTION SHOOTING HALL OF FAME
2 EMF Great Western II® Pistols
 45 CAL COLT + BARK IVORY GRIPS
 NICKEL PLATED, 4 1/2" BBL + FIRE BLUED ACCENTS
 100% ENGRAVED HAGEMAN PATTERN
 RETAIL VALUE OVER \$6000
Handcrafted, "Tombstone Rose" Double Rig
 200+ NICKEL SILVER SPOTS + NICKEL SILVER
 FOR CAPS ENGRAVED TO MATCH PISTOLS
 RETAIL VALUE OVER \$1500

To Purchase Tickets Call: 877-411-SASS or Visit Us Online at: www.sassnet.com
 Entry Deadline November 21, 2008
 Pistols Donated by EMF
 Grips and Accents by John Schultz
 Engraving by Mark Swanson
 Belt and Holsters by Big Ed Douglas

Winner will be selected by random drawing at the 7th Annual SASS Convention, Saturday December 6th, 2008. Employees or family members of SASS are not eligible to participate. You need not be present to win. No maximum number of entries.

SINGLE ACTION SHOOTING SOCIETY SASS

VISIT THE SASS WEB SITE AT WWW.SASSNET.COM



WEST COAST - SEPTEMBER EVENTS

- Bob Ward**, 3015 Paxson St. Missoula, MT 59801 406 728-3220 (9/5/2008 - 9/6/2008)
- Trader Bros.**, 16490 Old Hwy 93 So. Lolo, MT 59847 406 273-3555 (9/12/2008 - 9/13/2008)
- Capital Sports**, 1092 Helena Ave. Helena, MT 59601 406 443-2978 (9/19/2008 - 9/20/2008)
- Shipton's Big R stores**, MT, exact store locations to be listed at a later date (9/25/2008 - 9/27/2008)

EAST COAST - SEPTEMBER EVENTS

- Jay's**, 8800 S. Clare Avenue, Claire, MI (9/5/2008 - 9/6/2008)
- Burggrafs Hardware**, Hwy 2 East, Fosston, MN 56542 (9/12/2008 - 9/13/2008)
- Hunter's Outlet, Inc.**, 206 Knight Ave, North, Thief River Falls, MN 56701 (9/18/2008)
- Gene's Sport Shop**, 150 E. Main St, Perham, MN 56573 (9/19/2008 - 9/20/2008)
- Timberline Sports**, 209 Summit Avenue SE, Blackduck, MN 56630 (9/26/2008 - 9/27/2008)

Don and Jan Schaeffer have traveled all around the US with a state of the art promotional vehicle. Their work has included showcasing/sales for a major ammunition manufacturer as well as promoting sales in handguns, long guns and optics. They bring with them many years of experience in sales and marketing performance along with a passion to provide friendly customer service to outdoor enthusiasts.

To schedule your event please contact Don or Jan Schaeffer at 702 528-6771 or you can e-mail us dj@elitesportsexpress.com





BUSTING THE BUFF

By Ioway, SASS Life #214



Ioway, SASS Life #214



If only this original 1800's vintage 1886 could talk! It's still serviceable, it shoots well, and the sights are superior to anything available for these lever guns today.

at Cheyenne, Wyoming's 4th of July Hell on Wheels shoot at the King Ranch.

My 1886 lever action was an original I had purchased from a friend who had gotten it from who knows where. The old rifle was manufactured in the 1800's according to the Winchester records and the three digits that are still readable on the rifle's lower tang. This rifle has a lot of character with a chip out of the wood back of the receiver, three notches cut into the bottom of the gun's butt, and the words "Kalispell, Mont" carved into the left side of the rifle's forearm. All of the letters and the three notches are blackened from age, but after 122 years of being carried around the west, I, too, would probably



The 1886 in .45-70 has proven to be not only a good buffalo buster but also a great game getting gun!

I knelt down and laid the barrel of my 1886 Winchester across the shooting sticks. Several hundred yards across the prairie on the hillside stood a lone bull. I stood up the rear elevator ladder on my Winchester's rear adjustable leaf sight, guesstimated the range, and slid the sight bar up the ladder. The trigger was squeezed after seating the crescent steel butt plate firmly against my shoulder. A puff of smoke, the loud report, and the .405-grain bullet of lead was on its way. After a lapse of a few seconds, a loud

smack sound reverberated across the sage-covered prairie, and I knew I had succeeded in hitting my first long range, lever action rifle target at a SASS shoot. This event happened several years ago

around the west, I, too, would probably
(Continued on next page)



JUNIOR SHOOTERS MAKING A MARK

A new magazine dedicated to keeping our Second Amendment rights alive by educating the future. Covering all shooting sports, Junior Shooters features product reviews for kids, articles written by kids, and tips and hints on how kids can get started. Order today, lets keep our shooting sports alive!

Order online at www.juniorshooters.net.
Call (800) 342-0904 to order by credit card.
Or, send a check or money order to:
7154 W. State St. #377, Boise, ID 83714

(Continued from previous page)

be chipped and blackened with age. This rifle is the standard one with an octagon barrel and adjustable leaf rifle rear sight in .45-70 caliber. Ah, if only the rifle could talk!

The 1886 was Winchester's improvement over the heavy big bore 1876 rifle of Teddy Roosevelt and the Royal Canadian Mounted police fame. For anyone who has handled an original 1886, they know of the gun's famous glass smooth, double, locking bolt action when the lever is thrown downward. This predecessor to the 1892, in revolver calibers, with the same glass smooth, double bolt action is a pleasure to operate. The 1886 was manufactured in .45-70, .45-90, .40-82, .40-65, .38-56, .50-110 Express, .40-70, .38-70, .50-110-450, and .33. This was certainly a wide plethora of calibers for most everyone's shooting desires and was manufactured off and on until 1931. The gun was made in rifle, takedown rifle, carbine, and military musket configurations. In its era, the octagon bull barrel was referred to as the "buffalo" barrel, thus giving one an indication of the early use of the 1886—even though it came at the end of America's great buffalo herds.

In 1984, Browning Arms Company began the remanufacture of many of the Winchester historic rifles, with the 1886 being the third in the series. Thus, the shooting public who wants to use a modern steel rifle in .45-70 has a pool of modern rifles to find in the used section of gun shops. While I bought one new in 1986 to replace my old original rifle, many are available at gun shows in the thousand-dollar range. My gunsmith, after replacing some springs and screws in my old 1886, suggested I get one of the Browning's. So I did. I had him put a Lyman #2 tang sight on it, but I am not totally happy with its performance, as it has to be so far back to allow the rifle's hammer to cock, yet the tang sight when screwed out for a 100 yard setting, gouges into the rise on the stock. While the dings might add "character," I do not like the sight dinging my stock all of the time.

In Iowa, farmers frequently hang the empty seed corn or soybean sack over the wires of a field's fence. I had one such sack hanging on the half-mile boundary fence of one of my farms. After standing the rear ladder sight up on the original 1886 and sliding the slide to the 20 at the top of the ladder, I squeezed off a .405 grain round. The front of the barrel took on a funny angle with the rear ladder slide all the way to the top. I held the front sight at the top of the sack. The loud report of the rifle echoed up the valley, and after a bit, one heard a dull plop and the sack moved. Upon driving over to the sack, a .45 caliber hole was in the bottom half of the sack. My buffalo gun showed me what it had been capable of in its era. Visions of buffalo herds danced before my eyes.

After this, I retired my Kalispell rifle to the gun vault; the new Browning replaced it. While the rear ladder sight on the Browning was not as good as the original Winchester, it worked for a couple of years. Then the slide on the rear ladder sight had become so loose it

would not stay in place for even one shot. Brownells in Montezuma, Iowa had an authentic replacement rear sight with ball bearings and notches for each setting on the ladder. This modern replacement goes to 10; whereas, my original Winchester's went to 20.

Thinking about the hunting use these .45-70 1886s had given our ancestors, I decided to hunt with the Browning. A friend and I tried a moose hunt in British Columbia with only cows being seen. No bulls. So the Browning only rode, target practiced, and searched for game. The same was true for a moose hunt in the Selway Wilderness of Idaho. Again, the Browning rode in saddle scabbards for the ten-hour horseback ride deep into the Bitterroot Mountains to camp. Knee-deep snow and wolves gave the 1886 no moose, only a black bear kill for the rifle and its .405-grain lead bullets.

Finally, from a stand in southern Arkansas, the 1886 took more game for the table. After the month of snow and the saddle scabbards filled with melted snow and wet leather rubs, my Browning was taking on the well-worn look of the old original 1886's. All summer on my farms, I would set a gallon jug up at 100 yards, lay the Browning over the Kawasaki's seat, and adjust the new rear sight. I found the Brownell's replacement hit the jug every time with the slide at 8 and the sight laid down flat. To keep everything there during the abuse of carrying the rifle on horseback, I put a wrap of black electrician's tape around the sight and slide. My aging eyes were having trouble seeing black on black. After trying many different brands and colors of paint, I settled on an automobile bright white touch up paint tube with which I periodically paint the rear of the front sight. Saddle scabbards wear the paint off, as do the elements.

Two or three shots a day were all my shoulder could take, but I shot daily for a month. The 1886 became very comfortable to my shoulder, and my confidence level of hitting consistently with the rifle up to 100 yards was maxed.

Sitting in my stand in the deep forest of southern Arkansas, I saw a nice 3x2 whitetail at 100 yards. Three points on at least one side was the minimum for deer hunting that year. The 1886 came up and fired once. The deer ran less than 50 yards as the .405grain lead bullet had entered the front shoulder, angled a bit back, and exited. This cowboy load used by our ancestors certainly proved itself a game getter, not just on steel buffalo, but on game for the table too.


This fall my oldest son, his brother Lone Knight, and I are going to Ontario for black bear. Two of the three will be using .45-70 lever actions. The .45-70 1886 has proven to me to be a capable buffalo buster and also a game getter for the table.

Sources Consulted:

Madis, George. *The Winchester Book 1 Of 1000*. Art and Reference House, Brownsboro, Texas, 1985. Sights, bullets, and brass come from advertisers in *The Cowboy Chronicle* (See the various ads). ♣

TRUE WEST


HELP PRESERVE THE OLD WEST.



The True West Preservation Society will be a dedicated group of members and volunteers whose mission is to preserve and protect America's Old West heritage. This private, non-profit organization will identify and revitalize historic monuments and icons of this significant cultural era. Join other dedicated individuals who are doing their part to save our heritage. Benefits will include a subscription to *True West Magazine*, a TWP Society lapel pin as well as a special invitation to a member's only cocktail reception during the Annual True West Preservation Society Gala.

JOIN TODAY!
*Together we can help preserve
 America's historic West.*

Visit PreserveTheWest.com or call
888-575-1671 to learn more about the
 True West Preservation Society.





LOOK THAT UP IN YOUR FUNK AND WAGNALLS

By Samuel Sixkiller, SASS #52743

I have enjoyed Cowboy Action Shooting™ since the summer of 2003, and I recently began shooting blackpowder. My introduction to Cowboy Action Shooting™ had nothing to do with blackpowder, but as I spend time learning about the Holy Black, I am convinced certain events and misadventures of my youth predisposed me not only to the shooting sports, but explosives in general. My family had a nearly complete set of the Funk and Wagnalls Standard Encyclopedia, sold, as I recall, in weekly installments at large grocery chains, commencing in 1953. Unlike today's PC publications, the Funk and Wagnalls contributors were not afraid to describe the ingredients, and even formulas and processes for the manufacture of substances such

as nitroglycerine (easy, except for the critical temperature control), ammonium iodide (also easy, but a very touchy contact explosive when dried), and even nitrocellulose, or guncotton. I spent many hours reading about these explosives, and wishing I could make some. I had no real use for them, other than a boyish fascination with blowing things up.

Fortunately for my family, the entire neighborhood, and myself, at the age of eleven or twelve I lacked the financial resources and courage to actually attempt the manufacture of these explosives, but hey, a kid can dream. What I was not afraid to do was experiment with blackpowder, which though a scarce commodity in the Pine Barrens of New Jersey, was obtainable.

For a price, firecrackers, bottle rockets, and even M80's could be had on the black market (no pun intended). Fireworks were, and still are, strictly prohibited in the Garden State. I miss the Pine Barrens, but I sure don't miss the politics of New Jersey.

My father was career US Army, and in 1967, my mother stated she was never moving again, so while my father served out his last tour in Southeast Asia, my mother, three sisters, and I settled into a post WWII tract development in the middle of the Jersey Pines, close to Fort Dix, as well as McGuire AFB, and Lakehurst NAS. In an earlier story, I mentioned my buddy Sid, and the three hundred or so acres of orchards and fields owned by his family. Sid and I became friends in

the eighth grade. Compared to mine, his life was right out of "Ozzie and Harriet," or "Leave It To Beaver." I loved riding my bicycle the eight miles over to visit, and was occasionally invited to stay the night. I got my first motorcycle ride on Sid's Honda Z50, then on the newer CT70. I later learned to drive on his father's antique fire truck tanker, which we were allowed to use to flush groundhogs from their burrows in the orchards. A keen eye and quick shot usually netted at least one dead varmint.

Sid and I spent a lot of time in the orchards and fields, and knew them well. One night, when we were both probably twelve or thirteen years old, we were out in the northern forty,

(Continued on next page)

END of TRAIL DVD 2006



The Silver 25th Anniversary Edition! See the fun and exiting action of the world's fastest growing shooting sport, Cowboy Action Shooting. The END of TRAIL is the largest and best cowboy action competition in the world. Over 800 competitors and 35,000 spectators make this program a joy to watch and own. Relive the fun and flavor of this event including the costume contest, cowboy dancing, all 12 stages of fire, interviews with competitors and vendors and everything that has made the END of TRAIL what it is today. Produced by Lenny Magill Productions, this program is the best representation of Cowboy Action Shooting ever released.

Price: \$24.95

**Order Yours Today:
Call: 1-877-411-SASS
Or order online at
www.sassnet.com**





American Cowboy
Western Lifestyle ★ Travel ★ People

Subscribe Now to
American Cowboy!

Special subscription rate of \$14.95 for one year! Use code: 57SASS
Call 800.297.6933 or visit AmericanCowboy.com


(Continued from previous page)
lighting off bottle rockets we had modified by adding supplemental explosives in the form of small "Black Cat" firecrackers. This additional payload caused some erratic flight patterns, but we were unconcerned until we saw a New Jersey State Trooper cruise into the far end of the orchard. New Jersey Troopers are not renowned for their sense of humor, and Sid and I immediately assumed he was looking for us, and that no good could come of waiting for him. We were only about a quarter mile from the house as the crow flies, but even at that age, we knew better than to let him identify us, let alone lead him home.

Off we disappeared into the darkness, hoping we had not been spotted. The crisp bite of fall was in the air, most of the apples had been picked, and there was plenty of rotting, fermenting fruit under the trees. All too soon, it became obvious he had seen at least one of us. That man could drive! Many times he came close to catching one or both of us as we ran and slid from row to row, diving under trees, and rolling out on the other side of the row. We were able to work our way to the south, towards a bit of woods where his cruiser could not follow, and we hoped he was not willing to pursue us on foot. After what seemed a lifetime, but was probably about fifteen or twenty minutes, we made the tree line, and began to work our way around to the barns and main farmyard. As we hid in the shadow of a

barn, the Trooper wheeled his way through the drive, lights out, in an apparent attempt to catch us unawares. We stayed under cover. Perhaps because Sid's dad was a respected man of substance, the Trooper did not stop at the house, but left as quietly as he had arrived.

Soaked with dew, and reeking of sweat, grass, mud, and the aroma of rotten apples, we snuck in the back door, hoping Sid's parents were not in the kitchen. As we entered, Sid's mom was just turning away from the wall phone. Sid's mom always seemed like June Cleaver to me, as she actually wore jewelry around the house. She took in our disheveled condition without comment, and said, "That was Mrs. Smith over in Meadowyck. Apparently someone has been throwing firecrackers at passing cars. Do you boys know anything about that?" Since we had only been launching bottle rockets in the orchard, we could honestly answer in the negative. It wasn't our fault that some people jump to erroneous conclusions based on scanty evidence. Sid's mom accepted our denial at face value, in spite of our appearance, because Sid was known for his veracity. I guess you really are judged by the company you keep.

Having survived yet another youthful misadventure unscathed, I am now pleased to keep company with a great bunch of pards, who enjoy touching off explosives, and feeling young! 🐾



INTRODUCING A NEW ERA OF AUTHENTIC, HANDCRAFTED COWBOY GEAR.

If you're looking for authentic cowboy gear that can give you a competitive edge, it's time to pull the trigger and go for Bianchi. Handcrafted holsters and belts made from only the finest leather, it's Old West cowboy gear 50 years in the making.

bianchicowboy.com ★ 800-477-8545





THE OTHER BULLET: RE-ENACTORS REVIEW

The West Texas Roughriders

By M. Lou Findley, Life #25192

From interviews with Marshal Chance Brisco, SASS Life #71358

Westerns written about places like Lubbock, Texas and Midland and Odessa in the Permian Basin just “sound” like they have to be as authentic as possible. The 2006 census estimates the Permian Basin had a population of 497,342 in 17 Texas counties, a hefty growth over the 1880’s, but still small enough to be the genuine West. The re-enactment group that performs in this area fits the bill as The West Texas Roughriders.

Have you ever seen something done you knew you could just do better if given the chance? Well, that is exactly how this group got started. Marshal Chance Brisco was the head of security for The Permian Basin Fair in Odessa, Texas, and in 1984 a group did a Wild West show for the fair. After seeing it, he told the Fair Board members he could do a better job. The next year they contacted him for “put up or shut up.” He talked to several of his friends and co-workers, and in September 1985 they did their first re-enactment for The Permian Basin Fair. They call themselves The West Texas Roughriders and represent mostly the 1880’s.

Marshal Chance Brisco and his brother, Dragon Hill Dave, SASS #59561, heard about SASS and attended the SASS Convention in Las Vegas two years ago. The Marshal joined that first year. Dragon Hill Dave joined later and lives near Austin. He comes in for at least one weekend of the Fair now. Marshal Chance Brisco is still the ramrod, and all programs The West Texas Roughriders perform go through him.


Marshal Chance Brisco provided all guns, leather, and outfits for most of the guys for several years. Now, many of the people involved have their own paraphernalia. There are four members who are original to the group, and any one of them can run programs and skits when Marshal Brisco can’t be there. Their group runs from 20 to 25 members who do their big event at the Fair. They have 10 that regularly participate in



re-enactments performed for other organizations during the year, such as the re-enactments in Lubbock and Buda, Texas. They include stunts in their performances, which most other groups don’t do. When Marshal Chance Brisco was asked about training for the stunts he said,

“I had no training. I just made sure I fell a certain way so I would come down face first. The hitching post flip was just a go do it and hope it works out, and for 23 years it has. The falls from the roof and going through the windows were taught to those that volunteer for those partic-

ular stunts. The first year we did the show, I wouldn’t let anybody come off the roof until I did it, and it was just falling on some spread out hay. As the years went by, we used the younger guys to do this stunt, and we have added some mats that we
(Continued on next page)



(Continued from previous page)

bury under the dirt and hay. As far as the window falls, we just use a mattress on the other side. Even with the training, we have had accidents including cracked ribs, injured knees, concussions, and one separated shoulder. The shoulder incident occurred in our second year when we had the guy come off the roof and fall into the water trough, making a big splash. The stunt was a big hit. Unfortunately, one show I did not fill the water trough enough, and he hit too hard and got a separated shoulder. But even with that, he kept doing the shows. We never have done that stunt again."

Anything to do with the guns is supervised by Marshal Brisco, such as all loading of the firearms for each show, making sure each is unloaded when brought to the event, and each is loaded with the appropriate caliber blank, and that it is a blank for the show. At smaller events, they never shoot in the direction of the audience. At the Fair, the audience is in the line of fire because of the setup, but at a great distance, so they are never in harm's way. In one of the skits, Marshal Brisco twirls his rifle to reload. The rifle Marshal Brisco uses is a Rossi .45 caliber Model '92 with the John Wayne big loop. He has used a rifle like this for 23 years while doing the show. He purchased a John Wayne commemorative rifle and practiced with it until he learned to twirl the rifle for the performances.

During their big event at the Permian Basin Fair in September, they talk about gun safety to the audience and do demonstrations as to how dangerous even blanks can be. They set up a storefront town the weekend before the fair, practice two nights before the fair starts, and perform 28 shows during a nine-day period. With other smaller re-enactments, they go over what they are going to do about 30 minutes before they perform. Several of the group get together weeks ahead of time and write a new script for the fair. For the smaller re-enact-

ments such as conventions, private parties, and fundraisers, they just go off the top of their heads and try to put some humor in the act, specifically about the group for whom they are performing.

The fair is all volunteers, including The West Texas Roughriders group. The fair pays for their blanks. They used to charge for the blanks and maybe gas at other events that were for profit, but now Marshal Brisco just subsidizes the cost, as it is less paperwork. "If you like to provide Old West entertainment, dress in Old West outfits, and be cowboys and shoot guns, you do it for the love of it." Members pay no dues, and any money made is spent on buying clothing or equipment and props. They have sponsorships that are advertised on the signs above the town that help cover the cost of what the Permian Basin Fair pays for them to put on the show. These sponsorships are now providing for new storefronts. The Fair also has insurance that covers them when performing at its location.

For the fair, The West Texas Roughriders write a complete script. Once they have a script, they get everybody together to record the entire show. Marshal Chance Brisco then sets up the voice recordings and music mix for each show. Brisco says this gives it more of a movie or TV western feel, and, in case someone can't be there for a show, they can use someone else without the pressure of learning lines in a short period of time. When they write the show each year, they try to utilize ideas from popular movies that year, which helps the kids relate to what is being done.

During the last 21 years, they have had three recurring characters, The Marshal, Deputy Stumpy, and Deputy Durwood. Brisco plays the Marshal and two friends, Doug Chism and David Johnson, play Stumpy and Durwood. They use three basic things in their re-enactments—humor, stunt fighting, and, of course, gunplay. This past year at the fair they did the story of how a

female gunfighter who worked for the gang leader, McTavish, transformed into a good guy. (Hint: the movie *Transformers*) The show starts off with rousing music from one of their favorite westerns, and the Marshal and Stumpy come out and say the McTavish gang is supposedly on the way into town, but in his usual manner, the Marshal is not perturbed and figures they need to eat first. Stumpy tells him about a new food they have at the steakhouse called a donut, and the two rush into the steak house to try one.

The eerie "bad guy" music warns the audience those "despicable hombres" are coming on the scene, and 15 bad guys and saloon girls enter the stage from the saloon. McTavish calls to Stella, the young lady packing a cross draw holster with a nickel Colt, and tells her it's about time she started carrying her weight in the gang. He says he doesn't like the stable manager and to go kill him. She is very hesitant, whether because of indecision or lack of confidence, we don't know. McTavish gets a little rough with her, and she finally agrees to go. Billy, one of the gang, tells McTavish he doesn't believe she will do it, so the boss sends him and Tex to make sure she does. They follow Stella, and because they don't like her, they set up a plot to ambush her. As she comes out and heads for the stable, Tex takes her on, and she out-draws him and shoots the gun from his hand. Billy gets the drop on her and begins marching her off to the boss.

The Marshal, seeing her being pushed around by Billy, comes out, confronts Billy, and uses his rifle to shoot the gun out of Billy's hand and subsequently twirls his rifle to reload. Billy challenges the Marshal in a hand-to-hand fight. The fight ensues with Billy getting the upper hand for a while, but the Marshal comes back and wins the fight. As he walks away, Billy goes for a gun, and Stella shoots him dead. The Marshal and his crew turn to head to the jail while McTavish comes out and learns what happened to his man. He sends

Kansas and Bart to look for Stella. In the end, when the final gunfight begins with the good guys and Stella taking on the bad hombres, bodies are flying everywhere, through windows, off the roof, and into water troughs. When the smoke clears, all the bad guys are laid out, and the saloon girls are stealing their money. The audience goes crazy.

Good fun, and the good guys win! This group of men and women volunteer about three weeks worth of time to the community, so when they see the happy looks on the kids of all ages, it is worth it. The West Texas Roughriders used only men in the re-enactments for the first 10 years, but then some women approached them about joining, and The West Texas Roughriders have been performing co-ed ever since. Only people over 16 years old are used in the actual re-enactments. Some youngsters perform in the pre-show. Most of the older people in the group grew up with westerns at the movies and on TV, and they wanted to give the kids some of that kind of entertainment and moral values. The main goal is to show good always triumphs over evil, even when the odds are against you.

Deputy Durwood is played by a Baptist preacher. He also plays Billy, who has been doing stunt fights with the Marshal for 30+ years. When their kids turned 16, they were allowed to be involved, and they now have some grandchildren they are trying to work into the act in the next few years.

A group goal is to build a western town and be able to perform there for groups. They have also done some western movies written by one of their group and are trying to do get some professional movie people to do one with them.

For more information on The West Texas Roughriders, contact their founder, markdonaldson@ectorcountysheriff.us

If you are involved in an Old West re-enactment group and would like to share information with SASS members, please contact M. Lou Findley at lou@mloufindley.com.



SASS GOES TO COLLEGE

By Oatsville Slim, SASS #26340

When someone hears the words *school* and *gun* used in the same sentence nowadays, it is likely to conjure up an unpleasant image of another incident that makes those that enjoy the shooting sports cringe. Obviously good news doesn't sell papers, so we have come to expect only the bad variety when "gun



Oatsville Sam teaching a SASS class, guns and all, for the University of Charleston's Sportsman's Club.



Once indoctrinated, the Sportsman's Club opted to shoot a two-stage cowboy match. All were previously familiar with firearms, but quickly accommodated to single actions and SASS range etiquette.



What's a Cowboy Action match without winners and awards? Jason Shrewsbury was the top competitor and received a first place medal for his achievement.

news" is reported in a local paper. I fully realize The Cowboy Chronicle is not an unbiased journal any more than a local newspaper is, but I thought some of its readers might to enjoy

hearing some good news regarding guns and school for a change.

In October of 2007 I was asked if I would be willing to be the advisor for a new club forming on the campus

of The University of Charleston. I was both happy and somewhat honored they had asked me to serve as the advisor. The Sportsman's Club was started by a small group of stu-
(Continued on next page)

WANTED

COWBOY ACTION SHOOTERS

For Each Referral of a Friend, Receive a Chance to Win This Classic Mare's Leg® Pistol.

One friend, one entry, four friends, four entries. We will send your friends a SASS Membership Information Package, and you can increase your chances to win!



Mare's Leg® Pistol
For More Information on This and Other Classic Pistols Please Visit
JB Custom at JBcustom.com

SPONSORED BY
JB CUSTOM



Promotion is only open to current SASS members. Winners will be selected by random drawing at the 7th Annual SASS Convention in Las Vegas, December 4-7, 2008. Addresses of referrals must be correct and valid and may not include same household referrals, existing or expired members. No maximum number of entries - add additional names on reverse. Employees or family members of SASS are not eligible to participate. You need not be present to win.

1. Name: _____
 Address: _____

 Email: _____

2. Name: _____
 Address: _____

 Email: _____

3. Name: _____
 Address: _____

 Email: _____

4. Name: _____
 Address: _____

 Email: _____

Don't forget to include your name, SASS alias and SASS number below to be entered in the Special Giveaway Drawing.

Your Name: _____
 Your Alias: _____
 SASS# _____

PLEASE MAIL TO:
 SINGLE ACTION SHOOTING SOCIETY
 23255 La Palma Ave. • Yorba Linda, CA 92887

HOLSTERS AND GUNBELTS

Now \$49 (The Shootist Collection)

Proprietor Colin Dangaard **BELTS & HOLSTERS from \$49!**

Shoulder Holsters in 4 1/2", 5 1/2" and 7 1/2" styles: Doc Holliday, Quickdraw and Harness

For MOUNTED SHOOTERS
The famous TIBERCTO "drop holster"
Now comes in a double: \$99 Single: \$69

Carved quickdraw holsters and belts: \$129

Our Latest Catalogue \$6 >

- Revolving carbine scabbard: \$89
- 30/30 scabbard closed: \$99 open: \$89
- Zip rifle case: \$119
- Derringer suspenders: \$69
- Bandolier .45/12 gauge: \$99
- Badge holders: \$15
- Cowboy cuffs: \$20 & \$29
- Bullet belt pouch: \$39
- .45/12 gauge belt sleeve: \$49
- Speed load shotgun sleeve: \$39
- Buscader belts: \$59
- Shotgun sleeve: \$15
- Cartridge belts: \$39

Groc Holsters \$295

Australian Stock Saddle Company - PO Box 987, Malibu, CA 90265 - Tel: 818.889.6988 - Fax: 818.889.7271 - Email: tassc@aol.com - Web: www.aussiesaddle.com

(Continued from previous page)
 dents to provide a platform for students that enjoy hunting and fishing, and is one of several different student organizations active on the campus. Some of the student organizations are more active than others. I assumed the Sportsman's Club would hold a couple of meetings in the spring and might participate in one of the spring charity functions held annually on the Charleston Campus. Was I ever in for a surprise!

Brandon Meddings was elected President of the Sportsmen's Club, and from the initial club meeting was busy organizing activities for the club members. They participated in several of the campus-wide activities throughout the spring semester, including working from a pontoon boat to help haul trash from the Kanawha River and raised approximately \$700 for the club's treasury.

As the semester was winding down, Brandon asked if I would be interested in presenting a lecture on Cowboy Action Shooting™ to the group at one of their last meetings. I was very interested in talking about Cowboy Action Shooting™, but I wanted to use some visual aids along with my presentation. Like most secondary schools and colleges, firearms

are not allowed on campus, so my first order of priority was to contact the campus Chief of Security to inquire exactly what I could bring to my lecture. Security Chief Jack Rinchich, a former Marine, was very agreeable to my bringing my cowboy guns to campus, as long as I left the ammunition home and notified the administration of the purpose of the presentation. With that taken care of, I gave the presentation on April 10 to members of the club, two college administrators, and one faculty member. Then, at 9:00 AM on April 27th, twelve members of the Sportsmen's Club traveled about 15 miles west of the campus to the Putnam County Gun Club for a two-stage cowboy shoot. The President of the Putnam County Gun Club, Santa Fe Sparks, SASS #68428, had made signs directing the members to the cowboy range and welcoming them to the club, and was also there to run the unloading table. Little Pearl, SASS #26341, ran the loading table for the shooters. Following a safety meeting, the students shot two typical cowboy stages with all guns and ammunition furnished by gun club members.

It was a typical cowboy match for the most part. The students were active in following the scenarios, and they said their lines with enthusiasm. As soon as the shooter had cleared the line, six people picked up brass (did I say typical cowboy

match??). After the shooting activities, we adjourned to the cowboy shelter for lunch and following that, the top three shooters were presented medals. What is a shoot after all without awards? In my opinion, not much. They don't have to cost a lot, but an award is a symbol of achievement, and I know the students certainly appreciated theirs.

It was obvious from watching them on the line all had shot some type of firearm previously, although most of them were more familiar with automatic pistols or double action revolvers than with single actions. None of the students knew what SASS was prior to the lecture and the shoot, and though none are currently SASS members, I have hope for the future. They are already planning another cowboy shoot for next year and want to expand it from one per year to one per semester.

Perhaps there are other colleges or universities across the country that would also be favorable to a SASS class for a student activity if properly approached. I can honestly say I met with no hostility or apprehension from any administrators at any juncture of the process. While it probably wouldn't go over too well at Berkley or City University of New York, I have to believe it could happen at more than a single campus in the country. ♀

S&S CASTING
 FLANAGAN, IL
 HOME: 815-796-2904
 CELL: 815-674-5508
 EMAIL: sns casting@hotmail.com

9MM	125 RN	1000-	\$46.08X	=
9MM	147 FP	1000-	\$48.08X	=
38/357	New100RNFP	1000-	\$45.08X	=
38/357	125 RN	1000-	\$46.08X	=
38/357	125 FP	1000-	\$46.08X	=
38/357	125 RNFP	1000-	\$46.08X	=
38/357	148 DEWC	1000-	\$48.08X	=
38/357	158 SWC	1000-	\$50.09X	=
38/357	158 RNFP	1000-	\$50.09X	=
40 SW	140 FP	1000-	\$46.75X	=
40 SW	175 SWC	1000-	\$58.10X	=
40 SW	220 FP	1000-	\$62.32X	=
41 MAG	215 SWC	1000-	\$61.70X	=
45 ACP	185 SWC	1000-	\$60.12X	=
45 ACP	200 SWC	1000-	\$60.12X	=
45 ACP	230 RN	1000-	\$63.45X	=
45 LC	200RNFP	1000-	\$60.12 X	=
45 LC	250 RNFP	1000-	\$78.15 X	=
44-40	200 RNFP	1000-	\$60.12 X	=
44-40	240 RNFP	1000-	\$71.47X	=
44 MAG	200 RNFP	1000-	\$60.12X	=
44 MAG	240 RNFP	1000-	\$71.47X	=
44 MAG	240 SWC	1000-	\$71.47 X	=
45/70	405 RNFP	200-	\$45.54 X	=

PRICES SUBJECT TO CHANGE WITHOUT NOTICE 6/1/08
 WILL SHIP 70LBS FOR \$13.00 INSURED

S&S CASTING
 6468 East 2000 North Rd.
 Flanagan IL 61740



Seven Ladders, SASS #75152

THE GUNFIGHTER SHOWS HIS STUFF!

By Seven Ladders, SASS #75152

There are few documented historical instances when a real gunfighter demonstrated his skills outside of a fight. Wild Bill Hickok and the picket fence? Possibly true, but in a fight, he killed Dave Tutt across a crowded intersection at 75 yards. Elfege Baca holding off twenty cowboys in a fight in 1884? Possibly true, too, but a later account said he didn't hit a watermelon six times at thirty feet when challenged at a picnic. Wyatt Earp hitting a playing card at

300 yards 6 times out of 6 in 6 seconds, the fabled 666? No, I just made that up! It's the stuff of television shows seen in my adolescence.

In fact, gunfighters consistently demonstrated one simple rule of survival: never show your best shooting in front of witnesses. It is the fallacy of SASS. Here, we try our best. In the Old West, a gunfighter's best ... was his best-kept secret!

An example of this was Texas gunman and hothead, John Wesley Hardin, arguably in the top five gunfighters of all time. Was he a better shot than Bill Hickok or Bill Longley? Who knows? Did he kill more men than Jim Miller—who preferred to

use a shotgun in the back? Again, who knows? In fact, there is a great deal we don't know about John Wesley Hardin. Though he wrote an autobiography, the purpose seems to have been to lessen his reputation rather than enhance it. For that reason, to find out how good a shot he really was, we must rely on witnesses. Among these were the crowds in El Paso, March–June 1895, who eagerly bought souvenir playing cards he shot full of holes. These people were awed by his skill, but there is a discrepancy as to the distance between Hardin and his targets.

Another account, however, exists. This account happened along the

Guadalupe River southwest of Gonzales, Texas, in late November or early December 1894. Hardin had just been released from prison after 17 years. He was 41 years old and trying to make his way in life as a lawyer. He had returned to Gonzales, one of his former haunts, to be close to his three adult children, but he was slipping back into his old ways, drinking and gambling, and getting into trouble.

Four friends, Dennis Stuebing, Cheat Reid, Bill Johnston, and Clay Mangum went fishing on the Guadalupe River with John Wesley Hardin. Along with the fishing, there was undoubtedly some drinking and

(Continued on next page)

Rudy Lozano
Black Hills Leather
— Custom Made Gun Leather Art —

Attention Cowboy Action Shooters!

*The Black Hills Bandito Rig—
The best demand the best!*



Custom Made Gun Belt & Holster Rigs

Individually Hand-crafted Plain, Border Tooled or Hand Carved. Made from the finest Vegetable tanned leather available. Many models to choose from. All of our rigs are designed and patterned after rigs worn in the Wild West. They are fully, smooth leather lined, hand tooled, and available in Russet, Dark Chestnut and Black.

The Black Hills Bandito Rig

This rig has been tested in the field by the owner and SASS shooter Black Hills Bandito and many other competitors. This is a rigid gun belt rig with metal reinforced holster and flare tops. This is the ideal rig for all those competitors that require speed.

Model Number: BHB	
Item	Price
Double Rig	\$389.95
BH86	\$149.95

Send \$5.00 for a color brochure or visit our web site.
www.blackhillsleather.com

We also make accessories to match the rigs or sold separately

Black Hills Leather
410 West Aurora • Laredo, TX 78041 • Toll Free: (877) 712-9434
Information Only: (956) 795-0224 • Fax: (956) 712-8330
E-Mail: bhills@lmtonline.com

Back Pocket Gun Cart
"The fastest gun cart in the West"



*Quick, easy fold or take down.
No tools required.*

Holds four long guns securely.

Constructed of exceptionally strong cabinet grade 9-ply Birch plywood.

Plenty of storage, with a lift out box.

Ball-bearing 16" pneumatic tires, thorn resistant tubes are standard.

*Fold down size 16"H 23"W42"L
Take down size 9"H 23"W 39"L*

Put your ideas to work!
Custom options available.

See our Website for more details!

Priced at \$360.00

Coffin Maker
SASS 45346

Phone (208) 245-5630

Order or E-Mail us online at:
www.backpocketguncart.com



Evil Roy & Holy Terror Rigs and Shotgun Belts Full line – Mernickle Leather Dealer • Cimarron Firearms Dealer



EVIL ROY

Durango, CO

- **Special Package Two Evil Roy race ready pistols complete with Evil Roy or Holy Terror holsters & belt rig. Retail \$1686 - SALE \$1486**
Other package prices upon request on Ruger or Cimarron Firearms

- **Evil Roy Cimarron Pistol: SALE \$570**
Race ready with checkered grips, tuned action, wide sights

- **TTN 1878 Hammered Double: \$399**
- **Tuned \$499** (With polished and chamfered chambers, tuned action and lightened latch)

- **Remington Spartan Hammerless Dbl: \$499**
Tuned, lightened action, polished and chamfered chambers

- **Cimarron 1873 20 inch Straight Stock: \$1000**
- **Tuned and short stroked: \$1300**

- **Cimarron 1873 45 LC Pistol Grip, 20 inch: \$1050**
- **Tuned and short stroked: \$1350**

- **Ruger Vaquero Stainless or Blue: \$499**
- **Tuned: \$595**

All prices plus S/H

Prices subject to change without notice • All items subject to availability

Evil Roy Shooting School Firearms and CAS Training

Private classes in Durango, CO
by appointment

Scheduled Classes

Oklahoma City..... Sept. 8 & 9
Contact Glen McEntire at (405) 315-0764

Evil Roy Training DVDs

Pistol, Rifle, Shotgun, Gunhandling

Larry Crow Gunsmith DVDs

Ruger, Colt, '73, '97, Marlin

Timers Reg. \$129.95 ERSS price \$120

Chronographs Reg. \$119.95 ERSS price \$105

Eagle Grips • Gun Tools

Larry Basham Mental Training CDs or Book
Wiley X Prescription & Non-Prescription Glasses

Performance Gun Parts • Redwing Knives

Snap Caps • Canvas Gun Sleeves

Leather Bull Covers

Gun Safes and Security Vaults

Aluminum Travel Cases

**CONTACT US FOR BEST PRICES ANYWHERE
ON CIMARRON FIREARMS**

CALL US AT: (970) 385-4141 • www.evilroyshootingschool.com

All firearms must be shipped to an FFL. Call for details • All firearms can be shipped directly to your gunsmith or we will arrange gunsmithing for you if required

(Continued from previous page)
bragging, and Hardin's friends asked him to show how fast he could shoot. Remember, this was after seventeen years in prison. He was not at the top of his form, but Hardin reluctantly agreed. The men chose as a target a knot on a tree trunk about 70 feet away. The knot was at eye level and about six inches in diameter.

Hardin stood with his back to the tree. Suddenly he whirled around and by the time he had turned, both guns were smoking. He fired eight shots and then put away his guns.

"Sorry, boys," he said to his friends as they walked over to check the tar-

get, "but I don't empty my guns for anybody." It was the custom then to leave an unloaded chamber under the hammer of a loaded gun. Having shot eight times, Hardin had left himself two loaded chambers, one in each gun.

There were eight bullet holes in the knot. John Wesley Hardin had awed his friends, but not shot to his full potential. Such caution is what kept a gunfighter like him alive! Unfortunately, however, Hardin was killed eight months later, shot in the back of the head as he threw dice at a bar in El Paso. Even as he fell, stone dead, some witnesses claimed he tried to pull his pistols to shoot his assailant.



\$225
INSTOCK

\$350
CUSTOM

"SHOTGUN"



CABOOTSTM
COM

2100 WYOMING
EL PASO, TX 79903
915.544.1855

CUSTOM ORDERS
ONLINE

OR CALL FOR A FREE
CATALOG



\$125
INSTOCK

"SHOOTER"

BLACK & BROWN SIZES 7-13 D & EE WIDTHS

Made by cowboys ... for cowboys!

Still searching for that final competitive "edge?" ... a fast shooting cartridge with a low, soft recoil? ... the same type of loads that the "TOP SHOOTERS" use?

This is the place!

*Smokeless**

.32 H&R Magnum 95gr ...	\$16.29
.38 SP 100gr or 125gr ...	\$15.29
.38 SP 158gr	\$16.29
.38-40 180gr	\$22.89
.44-40 200gr	\$20.89
.45 Long Colt 160gr	\$19.89
.45 Long Colt 200gr	\$20.89
.45-70 300gr (Lever)	\$25.29
.45-70 405gr	\$26.29



Black Powder**

.32 H&R Magnum 95gr ...	\$18.29
.38 SP 100gr or 125gr ...	\$17.29
.38 SP 158gr	\$18.29
.38-40 180gr	\$24.89
.44-40 200gr	\$22.89
.45 Long Colt 160gr	\$21.89
.45 Long Colt 200gr	\$22.89
.45-70 300gr Plainsman..	\$27.29
.45-70 405gr	\$28.29
12ga 7/8 oz #8	\$14.49

Hand-crafted to precise quality specifications and using only the finest components, our products produce the performance that "Top Shooters" expect ... at an extremely affordable price.

This is NEW, factory-loaded ammunition ... NOT multi-fired reloads!

We now offer reloading services! Call for details!

Call us toll-free at 1-888-333-3859 or visit us at
www.greatbasincartridge.com

* Prices do NOT include Shipping & Handling ** We use American Pioneer Powder in our BP products.



A REAL SHOOTOUT

By Ace of Hearts, SASS #77697

Stories of shootouts in the Old West abound. Like many stories, the truth is not as romantic as the real thing. Yes, it is true, boys and girls. Very seldom is the song "High Noon" playing in the background as the good guys face off with the bad guys.

This is a true story about a real gunfight from start to end.

A morning's drive from Las Vegas, Nevada, the ghost town of Johnnie sits just off the road, and goes unnoticed by most driving by at 70 miles per hour.

For a short time while the gold lasted, the town site boomed like many others in the west. These towns grew and existed because of the minerals mined nearby. Across the paved road and up a short hill from Johnnie is the Johnnie mine. This is one of the mines that supported the growth of the town, but before the town, the mine had to be

located and worked. It is here our tale begins.

Gold was discovered in the area of Johnnie by George Montgomery in 1891. The placer soon began to play out, and Montgomery was not a very good manager. His Chispa mine was almost broke by 1892. One of his backers, one William Dechant, sold out his interest in the Chispa to a Salt Lake company by the name of Sterling Mining and Milling Company. All the while, another backer, Angus McArthur, also had a claim on the mine. Hence, the trouble was brewing.

The Mormons took over the operation of the mine, and when McArthur found out someone else was operating his claim, and making money at it, he took action to correct the situation. George Morris and Billy Moyer were hired, along with the notorious gunfighters, Phil Foote and Jack

Longstreet, to run off the Mormons.

Phil Foote was a gambler and stage robber and all-around seedy character. Just prior to being hired by McArthur, he had broken out of a Salt Lake City jail and escaped by stealing a boat at Green River, Utah.

Jack Longstreet was the most infamous of the four. A half-breed with long blonde hair, he turned bad when only a youngster by stealing cattle, a profession which earned him a notched ear when he was caught. He was married to an Indian squaw and had been involved in shady schemes all his life. He had no qualms about shooting anyone that didn't see eye to eye with him. A town site and associated mine in central Nevada, named by him and after him went nowhere because of his bad reputation. Now, he had been dragged out of his Ash Meadows retreat to head up this group.

Four gunfighters against two Mormon miners is not a very fair fight, and they knew it. So with great haste, the miners left the mine with no holes in them.

The Sterling Mining and Milling Company did not take kindly to their operators being run off the property. They sent word to McArthur that they were going to take this matter to court, all the while gathering their force of armed miners from around the area.

A group of 25 Mormon miners surrounded the Chispa mine, and as Longstreet's wife came riding in with supplies, they opened up and shot the horse from under her. The gunfight was on. The four gunfighters now became the defenders and as the lead flew, one round found its way through the shack they were in and ripped into Phil Foote's belly. Pinned down,

(Continued on next page)

Competition Seating Die for Handgun & Straight Wall Rifle Cartridges



The Most Advanced Bullet Alignment Available!

- UNIQUE SPRING LOADED SEATING STEM – guides the bullet all the way into the case while maintaining positive bullet-to-case alignment.
- ADJUSTABLE MICROMETER – simplifies setting, recording, and returning to a prior setting by simply "dialing it in".
- PROGRESSIVE PRESS COMPATIBILITY – longer die body threads and oversize die mouth to ease bullet and case entry.



Available For: 9MM Luger, 38 Super Auto, 38 Spl/357 Mag, 40 S&W/10MM Auto, 41 Mag, 44 Spl/44 Mag, 45 ACP, 45 Colt/454 Casull.

Straight Wall Rifle Cartridges: 38-40 Win, 38-55 Win, 40-65 Win, 44-40 Win, 45-70 Govt.


For more information and our catalog contact:

REDDING

RELOADING EQUIPMENT

1089 Starr Road, Cortland, NY 13045
(607) 753-3331 • FAX (607) 756-8445
Visit our web site: www.redding-reloading.com

DANIEL JOSEPH LIGHTING



**WESTERN STYLE LIGHTING,
HAND BUILT TO ORDER.**

DANIELJOSEPH.COM

MORE STYLES AVAILABLE **OR** CALL FOR A FREE BROCHURE
ON OUR WEBSITE... **1-800-774-6006**

**FINE HANDMADE
WOODEN
CARTRIDGE BOXES**



LOADING BLOCKS • PISTOL CLEANING STANDS • BOOT JACKS
OTHER FINE HANDMADE COWBOY ACCOUTREMENTS

**WOODEN WORKS
WEST**

WWW.WOODENWORKSWEST.COM

CLASS LIFE MEMBER

★ DUSTY LEVI'S ★
PROPRIETOR

Cochise Leather

Reproductions from the Frontier West Era



Quality Custom Leatherwork at Affordable Prices

- Chaps/Chinks • Saddlebags
- Ranger Belts • Cuffs • Spur Straps

Cochise, AZ • (520) 826-1272

See these and *MUCH MORE* on our
Website: www.cochiseleather.com

(Continued from previous page)
and with nowhere to hide from the rain of lead, they soon gave up and the Mormons retook the mine.

Phil Foote was taken to nearby Johnny town site where he lay while help was summoned from the nearby community of Pahrump. Help arrived in the form of Mr. Manse who brought with him morphine. Upon being given a dose of morphine, Phil Foote expired.

So much for the romantic gunfight of the Old West. Most are legends or stories that have been changed by too many tellings.

If you ever get a chance to visit the town site of Johnny, Nevada, say

a prayer for the ghost of Mr. Foote. And while you are there, look across the paved highway and you will see a lone grave on the hillside—a grave with no name, but possibly the grave of a legend. For according to the diary of Lula Parker Betenson, his sister, William Phillips aka “Butch Cassidy” lies in peaceful sleep on the hillside overlooking Johnny, Nevada.

You can also visit Ash Meadows, which is only a short drive from Johnny, and visit Longstreet Springs and the house where Jack Longstreet and his wife lived. Sparse by today’s standards, but peaceful and secluded. ♪

Mustang Woodcrafters
Easy Fold-n-Fit technology makes travelling with your cart a BREEZE -

- Complete with Ammo box
- Padded rails & base to protect your gun
- Durable and built to last; yet light-weight
- Seat belt your cart in the passenger seat or put it in the trunk
- No loose nuts or bolts
- Custom designed and handmade in Troy, Ohio USA
- Sturdy 16 inch wire wheels; great for rough terrain



Visit us at MustangWoodcrafters.com
or for more info, call 937-524-6656.

PEDERSON SHARPS HEADQUARTERS

LIGHTING PUMP ACTION RIFLES

357 MAG NOW IN STOCK!

DELUXE FINISH

AVAILABLE: 357, 44/40, 46 LC CALIBER
20", 24", 28" BARREL



STANDARD FINISH

AVAILABLE: 357, 44/40, 46 LC CALIBER
20", 24", 28" BARREL



SUPER DELUXE FINISH

AVAILABLE: 357, 44/40, 46 LC CALIBER
20", 24", 28" BARREL



ORDER DESK (800) 430-1310
CALL FOR PRICING • SPECIAL DEALS ON SELECTED BARREL LENGTHS
Some Combinations Of Caliber And Barrel Length Are Sold Out



E.M.F. Co., Inc. Fax: 949-796-0133
www.emf-company.com
1900 E. Warner Ave., Suite 1-D, Santa Ana, California 92706



Visit our web site for a list of boots in stock And ready to ship.

www.buffalorunner.com

If you do not have your size or style in stock We will be glad to build it for you. Buffalo runner boots are made in the USA (Texas)



ALL SMILES FOR MISS PRISSY . . .

(Continued from page 16)

itor would, out of necessity, be more critical of her every move. All of this would be simply trying to get the guns loaded!

The same would be true of the unloading table monitor. This cowboy has the ability to make you feel good about what you just did, or make you feel ashamed. It all depends upon how you handle the various guns in assuring the monitor the firearms are empty. You can walk away feeling confident and encouraged, or you can leave wishing you were somewhere else. It all depends upon how that cowboy responds to you.

For example, when she picked up her pistol for loading, I had her grip the pistol firmly demonstrating an awareness of the muzzle direction. She would then open the loading gate and slowly rotate the cylinder to confirm the pistol is empty ... but, do this by holding the pistol in such a way the monitor could also see she was starting with an empty pistol. (I started her with Rugers, so simply opening the loading gate was all that was required.) I took the same approach to the double shotgun and the rifle. Lay the shotgun on the table where the monitor can see the open action and work the action on the rifle where the monitor can con-

firm it is empty. All of this is done with a very acute awareness of the muzzle direction. This is a lot to think about for a new shooter, and must be practiced until it is habit. The den was a good place to accomplish this. All of this working together is going the extra step to meet the monitor's expectation, and to assure him this lady knew what she was doing. I was trying for all that was in me to hedge the bet she would have a good, positive experience when she shot her first match.

Next on the agenda was the scenario. I had a number of old shooter's books, so I started reading the stage descriptions out loud to her. First, I wanted her to get the order of the firearms in her mind from the description. As the description was being read, she learned to mark which was shot where, i.e., revolver, revolver, rifle, shotgun. Then, mark the sequence for each gun, i.e., first revolver, left to right; second revolver right to left; rifle left to right, and then shotgun left to right. I would then have her repeat this until she could walk through the set-up in the correct sequence.

We then approached the unloading table in the same manner as the loading table. I had her doing whatever she could to make the monitor feel at ease with her gun handling and to

be assured the firearms are empty.

It wasn't until this drill became monotonous that we made a trip to the range. I noticed the first sign of nerves when she started putting live ammo into the various guns. What was monotonous in the den now had an entirely different meaning. We shot a lot of ammo as she began to be comfortable with each of the guns. I started her with very light loads, so she would be comfortable with the gun's firing. I let her tell me when she was ready to increase the load level. I allowed her to make that decision. The truth is that shooting is not fun if it hurts to pull the trigger. The better you handle the gun, and the tighter it is held, the less the recoil hurts. That did not take long. This lady took to shooting the cowboy guns like a duck to water. I was one happy cowboy. The transformation really accelerated when she joined SASS and officially became Prissy Pearlene Jones, SASS #59753.

Then we put the scenarios into action. I would monitor her, as she would load the guns at the loading table. Then I would read a scenario. At first I would question and have her explain how she was going to shoot the stage. After a few times of question and answer and having her look at me in a way that said, "Enough," it was time to shoot through the sce-

(Continued on next page)

LEATHER GOODS • TRADE BLANKETS • SADDLES • TACK • COWHIDES • SADDLEBLANKETS • SERAPES
POTTERY • HORNS • BEDSPREADS • TURQUOISE JEWELRY • SHEEPSKINS • DOOR MATS • MORE!

BUY DIRECT • SAVE BIG!
www.Saddleblanket.com

El Paso SADDLEBLANKET
6926 Gateway East
El Paso, Texas
79915

Owned by
Dusty & Bonnie Henson

Huge One Acre Showroom
Wholesale Dealers Needed

www.ElPasoSaddleblanket.com
1-800-351-7847
Wholesale Online Auction: www.epsbAUCTION.com

SAVE BIG!
Huge Selection
Quantity Pricing

COWBOYS & INDIAN STORE, LLC
www.cowboysandindianstore.com

We have been serving the cowboy action shooter for over 6 years by giving them what they want – guns that are smooth and reliable. We are continually looking for ways to improve on original parts. Jim Bowie is the original designer of the one-piece Marlin firing pin. Our specialty is quality action jobs on all 1866/1873 and Marlin rifles, Colts, Colt clones and Ruger pistols, 1897 Winchester and double barrel shotguns. Here are just a few of the parts we offer:

- Marlin One-Piece Firing Pin kit \$30
- 3rd Generation short stroke kit \$160
- C&I Special (4th gen) short stroke kit \$275
- 66/73 Light-weight Aluminum Carrier \$60
- 66/73 Tool Steel Firing Pin & Spring kit \$20
- 66/73 Extractor \$30
- Stainless Steel Magazine Tube Spring \$12
- 97 Winchester Ejector \$7
- 97 Winchester Left-hand Extractor \$41
- 97 Winchester Right-hand Extractor kit \$8

Ph (714) 210-2720 Fax (714) 210-2721
1018 E. Chestnut Ave., Unit E, Santa Ana, CA 92701
Visa, MasterCard, Discover, American Express

ALL SMILES FOR MISS PRISSY . . .

(Continued from previous page)
 nario. Then when shooting the scenario was complete, it was go to the unloading table and unload.

Now it was time for that double-headed serpent called "The Match." Time to introduce her to that case of nerves we all experience. She could not believe it. It started at the loading table and continued until she completed the unloading and was back at the gun cart. They did not go away, these shakes. "I can't believe this," she would say. I explained to her after competitive shooting for over forty years, I still get nervous; maybe not as bad as she was experiencing, but nervous just the same. The day I quit getting a little nervous is the day I will stop shooting. I pray that day never comes.

I am proud of this lady that wasn't so sure about this shooting stuff. Last week on our way home from a match, the discussion focused on why some folks shoot when they look like

they are in pain? If it hurts, why do it? I explained that some shooters shoot "for" and some shooters shoot "against" and some haven't figured out why they're there. You can shoot "for" the fun of the game and the enjoyment of fellowship with a group of folks doing the same thing for the same reason. These are the folks enjoying the game for the sake of the game. It is good to win once in a while. It is a good thing to be recognized for the accomplishment.

However, when the reason for being there is to win at any cost, the shooter is shooting "against" everyone who potentially stands between them and their goal. Then there are those with that "deer in the headlights" look. They haven't figured out if they are there "for" or "against," or even if there is a difference.

Prissy looked at me and said, "You know, if I had fun, I won!" She got it! I have a shooting partner that is a keeper! 🐾

WORLD CHAMPS 8 YEARS IN A ROW!

2007
TWIN
Jeffrey Walls
 Burlington, Wis. 53009
 2007-2008
 World Champion BISS Shooter
 -Darringer-
 "To be a champion is to win best, you need to look the best! Boy, Jim Rod's Royal of Cowboys!"

2006
BAMA BELLE
Joni Dupree
 Brownsville, Louisiana 70513
 2006-2007
 NW Cowboy Cartridge Dealer Champion
 -Darringer-
 "I'll be there! I'll be there! I'll be there! I'll be there!"

2005 NEBLAKO Joseph Hampton Lawrence, Texas 76044 2005-2006 NW Cowboy Cartridge Dealer Champion -Darringer- "I'll be there! I'll be there!"	2004 WAGON BOSS Billie J. J. J. J. Dallas, Texas 75201 2004-2005 NW Cowboy Cartridge Dealer Champion -Darringer- "I'll be there! I'll be there!"	2003 RAILROADS Benjamin Hampton Lawrence, Texas 76044 2003-2004 NW Cowboy Cartridge Dealer Champion -Darringer- "I'll be there! I'll be there!"	2001 TBOUILLA Richard Young Fritch, Texas 75625 2001-2002 NW Cowboy Cartridge Dealer Champion -Darringer- "When you have the feed you feed - Feed Believer!"	2000 SHADRACH Rocky Merrill Fort Worth, Texas 76104 2000-2001 NW Cowboy Cartridge Dealer Champion -Darringer- "The best performance is to win the best champion. Best!"
--	---	--	---	--

The Finest in Double Barrel Protection. **BAND ARMOR** www.bandarmor.com
 817-573-4445 • Granbury, Texas

GIVE TO THE SASS SCHOLARSHIP FOUNDATION
 (A non-profit, tax-deductable charity)

MAKE THE DIFFERENCE!

AJAX CUSTOM GRIPS

DRESS UP YOUR FAVORITE FIREARMS WITH THE HUNDREDS OF DIVERSE AND EXOTIC GRIP STYLES AVAILABLE FROM AJAX CUSTOM GRIPS.

IVORY POLYMER AGED IVORY POLYMER WHITE PEARLITE® BLACK PEARLITE® EXOTIC PEARLITE® BUFFALO POLYMER BUFFALO HORN	GENUINE STAG STAGLITE WALNUT LAMINATE CHERRY LAMINATE BLACK SILVERWOOD LAMINATE SOLID PEWTER
--	---

www.AJAXGRIPS.com
 P.O. Box 560129 Dallas, Texas 75356
 Info: 214-630-8893 Order: 800-527-7537

High Gas Prices Forcing You to Make a Few Compromises?

At Ammo Direct we have the ammo brands and reloading supplies you've been looking for. You'll find great value and cowpooling won't even be an option!

Shoot more & pay less!
www.ammodirect.com 1-877-AMMODIRECT



Capt. George Baylor,
SASS #24287 Life

**The Wild Bunch Match
at END of TRAIL**

When the rules came out for the Wild Bunch category, I was interested. Here were rules that could be used by every SASS club that wants to use them, hopefully minimizing the maze of local Wild Bunch rules. As I encountered these wide variations in my travels, I just had to ignore them and skip the event. But events using these rules, I can plan for, just like other SASS categories.

DISPATCHES FROM CAMP BAYLOR

By Captain George Baylor, SASS Life #24287

Guns

You need three guns, hopefully ones you already have. 1911's or 1911A1's, in outwardly stock form, can be shot in Traditional, meaning one-handed, or Modern, meaning two-handed. More modified guns, the kind you have from IPSC or IDPA days, can only be shot in Modern category. All have to shoot 200 gr. or heavier lead bullets to a modest power factor of 150. Rifles can be any big bore (.40 cal. or larger) main match rifle. Shotguns have to be '97's, and trench guns are allowed. They can be stoked to the number of rounds required. This makes for a whole different experience from shooting '97's one or two at a time.

Magazines with Naked Bases

Before the warm up and before the main match, Coyote Calhoun held up evil magazines with base pads, even the thin Wilson Low

Profile bases, and angelic magazines, ones without. Only five rounds are allowed in the magazines at any time, so fancy eight-round magazines are not required. Having magazines that feed perfectly is a must, of course.

You could tell who had been practicing with angelic magazines by the blood blisters on their palms.

Clothing

You can wear a military uniform from 1900 to 1916. I chose the Mexican Punitive Expedition in 1916. I got all the accoutrements from Coon Creek and matched the photos of soldiers of the era. One shooter came as Pike, who, in the movie, got some things wrong on his uniform.

If you don't go in uniform, you can go in your regular SASS clothes with some exceptions, no straw hats, and pants need suspenders. I presume this means no belts and belt loops. At

END of TRAIL I saw belts, but I wouldn't expect to see them after this becomes a regular thing. Historically, belts and trousers with belt loops were coming into fashion. The Army had adopted trousers with belt loops and a canvas belt. (Sadly, they didn't put front pockets in the trousers.)

Leather Gear

Several people wore US Army 1912 holsters on web belts. In theory this works because you can put the flap out of the way before starting the stage. In reality, I didn't see anyone doing that, and they took a while to draw the pistol. Others wore holsters that looked like Cowboy Action Shooting™ holsters adapted to 1911's. Now that I've shot some matches, were I designing a rig, I would want something like an early IPSC holster. Wolfbane (Michael Bane of *Shooting Gallery*),

(Continued on next page)

OAK TREE FRONTIER COLLECTION

THE PREACHER

www.oaktreefarms.com

888-235-9877
for wholesale only

Dillon XL 650

When you're ready to get **SERIOUS** about shooting!

STANDARD FEATURES:

- Available for all "Cowboy Calibers"
- Automatic Indexing
- Uses Standard 7/8" x 14 Dies
- Loading Rate: 800-1000 Rds./Hr.
- Comes With One Caliber Conversion
- 5-Station Interchangeable Toolhead
- Automatic Powder Measure
- Automatic Primer System
- Lifetime "No-B.S." Warranty

Dillon Precision Products, Inc. – Manufacturers of the World's Finest Reloading Equipment. A bold statement? Perhaps, but as they say, "It ain't braggin' when you can back it up."

Ask the top shooters in all the action-shooting sports. They'll tell you that Dillon equipment is the best way to load mass quantities of match-quality (i.e. reliable and accurate) ammo with a minimal expenditure of valuable practice time.

So, if you'd rather spend your time shooting than loading (or messing with your finicky, unreliable "Brand-X" reloader), it's time to get serious about the reloader you use. The bottom line? You can't do better than Dillon.

www.cc.dillonprecision.com
FREE Catalog C24-14690, Call 800-762-3845

Tru Ivory
by
Bar & Grips™

“Once you grab hold of Tru Ivory grips you'll never let go!”

Tru Ivory exhibits a grain and color so much like real elephant tusk ivory that you will simply shake your head in disbelief as you hold a pistol stocked with Tru Ivory grips.

The grain and color goes through and through so it will never wear off. Plus, you don't have to wait for them to age as they are available in Natural White, Slightly Aged, Antique Yellow and Ultra Antique.

Tru Ivory is a truly amazing ivory substitute. Its appearance is so remarkably like the real deal that your friends and family won't believe it is a synthetic.

We invented Tru Ivory. We manufacture Tru Ivory, and we hand-carve every pair to the profile that you want. Not only that, we will custom fit them to your gun or gun parts for free.

See for yourself by visiting our website or calling for color flyers.

Call
(425) 397-3595
or visit
www.truivory.com

Available for:
Most Single Action Revolvers
Most 1911's
Bond, American & Davis Derringers
S&W J, K and N Frames
Also available as knife scales

Handlebar Doc Shooting Schools

\$90.00

NEW SHOTGUN KNOCK-DOWN TARGET!!!
Shot at EOT, NE Regional, SW Regional and Mule Camp

Shooting Schools
Private Lessons
Group Schools
One on One Via Video
Focusing on your individual needs

\$90.00

NEW!
16" X 24"
WAGON BOSS

www.handlebardoc.com
Handlebar Doc 903-732-5245 - Hunter@neto.com

(Continued from previous page)
had a Ted Blocker holster that was just such a design, but with floral carving so it looked “western.” The rig should include six magazine pouches. You shoot up to 20 shots, four magazines limited to five rounds each, and you're allowed two spare magazines. Since you *insert the magazine on the line at the instruction of the RO*, then coming to the line with six on your belt makes sense. Put one in the pistol, and you have two spares on your belt.

I found the shotgun belt to interfere with reaching magazines. I saw Evil Roy had a shotgun slide on his pistol belt. That works. You also need a slide for a few spare rounds for the rifle.

Problems

Very few problems occurred. At the shooters' meeting we were required to show our rigs to officials to make sure everything was legal. One shooter had a Colt 1911A1 and was shooting Traditional. It came with plastic molded checkered GI grips with a Colt medallion on them. The officials decided he would have to shoot Modern because the grips weren't period correct.

The regs say: “Grips must be GI-style wood or plastic grips. Other natural materials are okay, but no rubber grips. No target grip or thumb rest.”

Every vet in the place recognized

these as GI grips. Wolfbane had them, though worn, on his father's WWII gun. Fortunately, he chose to shoot Modern with it anyway.

“Lowered and flared ejection port allowed” in modern category only, but there are “GI” spec guns on the market with lowered ejection ports, the Rock Island, for example. Several were shot in Traditional category (and should be). The only functional advantage of the lowered ejection port is to prevent denting of brass for reloaders. This needs some sorting out.

Loading:

Rifles are loaded at the loading table. Shotguns are loaded at the loading table. Magazines are loaded at the gun cart and checked by the loading table monitor. But the first magazine isn't inserted in the pistol until the RO tells you to do so. This caused several restarts. I was the first to foul up as RO. Then Evil Roy did several times, just to make me feel better.

I might respectfully suggest that inserting magazines at the loading table be a standard practice. This isn't IPSC. They don't have a loading table.

Warm-up

The crew from *Shooting Gallery* showed up on warm-up day. Naturally. Looking forward to 10 days of shooting in costume, I'd worn the stuff I liked the least that day. I

asked Michael Bane why they were there on Warm-up day, and he said he didn't want to mess up anyone's match. Made sense. I figured I was beyond such nonsense as stage fright. Then I looked over and saw the big HD TV camera pointing at me as I went to the line. “Oops. Mess this up, and it'll be on four times some Wednesday, not including reruns. Okay, shoot a little slow. Hit every target.” It worked. Quick, clean stage. Slow is smooth. Smooth is fast. Then I wished I could get them to photograph me for the whole match!

The Fun Factor

Make no mistake; this is a fun category. We shot the same targets as the main match, though on some stages we didn't use them all. We didn't shoot the same scenarios. The pistols are fast. Remember, the

1911A1 is the most efficient fighting handgun ever devised. It is very easy to shoot, especially with light 150 PF loads. Knockdowns adjusted for 105 gr. .38s usually go down hard when hit with a 200 gr. bullet at 750 ft./sec. Reloading took most people longer than switching SAA's. That's where practicing magazine changes comes in handy. It was easy to see who had been practicing.

Shooting the '97 stoked is a gas, too, a whole different animal than one loaded with one or two rounds at a time. Shooting the rifle is just like shooting your .38 except you can tell when it goes off.

Put these three guns together, and it's understandable why J.T. Wild was whooping during his stages. All of us were smiling.

The only thing it's lacking is blackpowder ... 🐾

For AD Rates
~ DONNA ~
(EXT. 118)

GIVE TO THE
SASS SCHOLARSHIP FOUNDATION
(A non-profit, tax-deductable charity)
MAKE THE DIFFERENCE!



**Doc Nelson,
SASS #19958**

WANTED: GUNFIGHTERS!

Part 1 - Try it; You'll like it

By Doc Nelson SASS #19958

whatever category you chose? Sure it was, and you were rewarded for your efforts. Now I might be a bit biased here, but I think Gunfighter is so much more rewarding to shoot than any other category that I've never seriously practiced "two-handed" shooting since starting SASS. Two handed shooting seems like a let down after Gunfighter.

I see SASS is going to offer classes for a SASS University. What an outstanding idea! My thoughts and intentions here are to get some folks interested in the Gunfighter portion of that endeavor. I truly believe it will be a fun *multiplier* for you. It ain't nick-named FUN-FIGHTER for nothing!

A bit of background might be good so you know where I'm coming from. I live in a very small rural community in Eastern Utah. I competed for a couple years before I even saw another Gunfighter at a match. This was back when not every club recognized Gunfighter as a category, and sometimes I had to shoot Double Duelist the whole match. Since there was no competition in my category, I focused on competing with the good Duelists, and then with Traditional shooters as I got better. Currently, I am the six-time Utah State Gunfighter Champion, and I even win stages at these matches. At END of TRAIL '06, I placed 5th Gunfighter and 51st overall.

Unfortunately, I don't get out of state very often, and I don't see that changing anytime soon. I'm not the world champion Gunfighter here, but I think I can help those who would like to give Gunfighter a try.

The first thing I did when this new and exciting Gunfighter category came along was to put up five dots on the wall at uneven heights and uneven distances apart. Then I started dry-firing, very slowly, counting, and making sure I was getting five shots from each revolver. I practiced a left to right sweep until I had it down pat, second nature. Then I practiced a right to left sweep, and then a Nevada sweep. I was very slow and deliberate as I worked to get the mechanics down. I practiced and shot one match Double Duelist so I could concentrate on my weak hand. When I felt my weak side was capable, I started putting both pistols out there.

I had some crash and burn matches, but I was hooked. Holding two revolvers and hitting consistently was intoxicating to me. YEEEE-HAW! Bang and Clang! That's what I'm talking about! Rifle? Sure it is fun. Shotgun? Yeah sure, whatever, BUT LET ME GET BOTH PISTOLS OUT THERE and RIDE, BOLDLY RIDE in search of El Dorado, or in other words, Gunfighter nirvana.

How do you go about it? Start as simple as you can. I'm going to

pause and say I am left eye dominant and right handed. As a youth I taught myself to shoot right handed with my BB gun. Up until my later 'teens I could shoot a rifle equally well left or right. Why is that important? Because I shoot in pairs now as a Gunfighter. I will cock both guns and fire alternately. More on this style later. The other more common style is alternating pistols.

For now, you need to figure out what your abilities are. Because I can see both sights at the same time, I prefer shooting pairs. My wife, Senorita Tira Todo, SASS #45723, has a very dominant right eye and uses the same eye for both guns; yet, she is quite capable as a Lady Gunfighter. I believe the more dominant your eyesight is the more likely it is you will prefer alternating pistols rather than shooting pairs. The important thing here is to get it in your head *correctly*. The target order is the same for all shooters, so you can ignore 'first revolver engages ... second revolver engages ...' and think instead 'first five rounds engages ... second five rounds engages ...' You'll want to experiment with different styles until you develop your own preferences. Watch the best and learn from the best. Count yourself lucky if you have a top Gunfighter nearby. Do what you can to get on his/her posse and talk to

(Continued on next page)



WWW.COWBOYPREACHER.COM

COWBOY ACTION SHOOTING SPECIAL SHOOTERS PACKAGE

MODEL 1892 LEVER ACTION RIFLE \$\$ SAVE \$\$



20" OR 24" BARREL, 45 LC OR .357 MAG

MODEL 1878 EXPOSED HANDLER SHOTGUN



20" BARREL, 12 GA

1873 GREAT WESTERN II CALIBRE REVOLVERS



\$\$ SAVE \$\$

4 3/4" BARREL
45 LC OR
.357 MAG

**SASS MEMBERS:
SAVE BIG ON A COMPLETE SHOOTERS PACKAGE
OF A SHOTGUN, RIFLE & TWO REVOLVERS.**

SAVE EVEN MORE ON OUR DINGS & DENTS **ORDER DESK
(800) 430-1310**



E.M.F. Co., Inc.

1900 E. Warner Ave., Suite 1-D, Santa Ana, California 92705

Fax: 949-796-0133
www.emf-company.com

RUGGED GEAR SHOOTING CART

COWBOY ACTION SHOOTER PACKAGE

- Matching Accessory Bag
- Protective Rain/Dust Cover
 - 6-Can Cooler
- 3-Gun Holder with Radius Reducers
 - Flat Free Tires
- Locking front swivel wheel
 - Plenty of storage
 - Dual parking brakes
- Lightweight (25 lbs empty)
- Cart folds compactly

WARNING:
Never place a loaded gun in a shooting cart.

Package, Just **\$197.49**
Combined Retail Value \$321.18

RUGGED GEAR
1-800-784-4331
www.ruggedgear.com

Cowboy Screwdrivers™

By: Lefty Dude - SASS #51223

These unique screwdrivers fit in the shell loops of the shooters gun belt, so are always with the shooter and handy for immediate use. The hardened 1/4" bit fits 90% of all screws for cowboy guns. It is also helpful in the extraction of jammed cartridges in lever rifles.



The .45-70 Government screwdriver has a magnetic tip and a replaceable bit.
* Available exclusively at UniqueTek.com

- For .32/.38 Loops = \$5.95
- For .44/.45 Loops = \$5.95
- .45-70 Government = \$15.95

It's not just unique, it's UniqueTek!

UniqueTek.com
UNIQUE TEK COW
Products for Shooting, Reloading & Competitive Marksmen

UniqueTek, Inc.
Gilbert, AZ
Phone: 480-216-2041 / Fax: 480-807-5330
Web Sales: www.uniquetek.com

Visit our web site and see all our unique products!

(Continued from previous page)
him/her. He/she will most likely be more than happy to share with you. Just avoid discussion at the loading table. You may even ask for some sort of mini-shooting school after a match. I'd bet it could be arranged!

Come on now; try it. Put up some dots or pick out five objects at which to dry-fire. BE SAFE and check and double check your firearms for live rounds and follow rule number 2: DON'T point at anything you don't want shot up. I started with five pieces of electrical tape on a cement wall in the basement.

Did ya try it? Did ya try it until you got a good 10 shot string out? You'll be grinning when you do. Hard work brings the best rewards and Gunfighter is no exception. But, I'll guarantee this ... when those Traditional and 49ers start muttering about the "Gunfighter advantage" after you've run a good stage, you'll know how worth it all the practice was!

All you need is two hands and a desire to blaze away with two six-guns. It really is that simple. Increasing your skill comes with the secret that isn't a secret ... practice.

*Next time for Part 2,
'Partner Up Cowboy'*

I'm Doc Nelson, Gunfighter. I can be reached at doc19958@yahoo.com, and I welcome your comments and suggestions. ♪

AMERICASE

The Rio Salado
Shotgun, Rifle, Pistol Case



COWBOY ACTION SHOOTER'S CASES BUILT TO SURVIVE A STAMPEDE. REMOVABLE TRAY RESTS ATOP DIVIDED ACCESSORY COMPARTMENTS. RECESSED WHEELS. 34 LBS

PROUD MAKER OF THE EVIL ROY LONG GUN CASE AND THE EVIL ROY HAND GUN CASE - EXCLUSIVELY AT WWW.EVILROYSHOOTINGSCHOOL.COM.

MADE IN TEXAS, USA

1-800-972-2737
WWW.AMERICASE.COM



Holy Terror, SASS #15362

WOMEN, GUNS, AND GEAR

Learning From Mistakes

By Holy Terror, SASS #15362

shooting and to make sure I learn from each mistake when it happens.

When you make mistakes in your shooting, they cost you time and impact your final standings. If you are a new shooter trying to get the hang of the game, or if you are a seasoned shooter trying to find those extra couple of seconds, you will shoot better if you eliminate mistakes.

The very easiest mistakes to eliminate are equipment mistakes. There is nothing worse than having a firearm break or having your ammunition give you problems. Make sure your equipment and your ammunition are in good working order.

To make certain your guns are working, the first thing you should do is clean them. A majority of firearms malfunctions can be traced

back to dirty guns. I clean my guns before any big match where my placement is especially important. As I have said before, when you clean your guns, it is always a good idea to test fire them before going to the match so you know you put them back together correctly. After that, I don't take them apart again until the next match.

Preventative maintenance will also help ensure your guns work smoothly. Parts will wear out over time, and if you have been shooting or dry firing extensively, it might be time to change out a part or two. The parts I wear out most often are my Winchester 1897 ejectors and extractors. I change these two pieces regularly, even if there doesn't appear to be anything wrong with them.

As far as your ammunition is concerned, it is always a good idea to test it before you go. When testing ammunition, use a chronograph, if possible. Chronographs are useful in telling you how consistent your ammunition is and whether or not it will pass the power factor test.

The power factor is a new SASS rule that regulates your ammunition. You can determine the power factor of your ammunition by multiplying the bullet weight (grs.) by the velocity (fps) and dividing by 1000.

When it comes to ammunition, you really can't ever have too much. My grandfather regularly takes four different loads to every match he attends. There is the regular load, the slightly heavy load, the heavy

(Continued on next page)

Cowboy Action Shooting™ can be both fun and aggravating at the same time. There is a continuous learning curve involved with Cowboy Action Shooting™. There are so many facets of the game involved in Cowboy Action Shooting™ it is often difficult for new shooters because there are so many things to think about and remember. Even though I have been shooting over 10 years, I still learn something new at every match I attend. I try to eliminate as many mistakes as I can from my

Buffalo Arms Company

Outfitters to the Old West

Attention Cowboy Action Shooters!

Loaded Ammo-
Smokeless
& Blackpowder

Holsters & Belts

Guns

Over 7,000 items
World's Widest Selection Available

Serving Shooters
Since 1990

Bullet Casting Supplies

Swiss & Schuetzen Black Powder

Classic Era Cartridge Boxes

Cowboy Clothing

1-208-263-6953 WWW.BUFFALOARMS.COM

M-F 8-4:30 PST Catalog \$5 660 Vermeer Court, Ponderay, ID 83852

DIXIE GUN WORKS 2008 CATALOG

It's your best blackpowder guide

STILL ONLY \$5.00!

VIEW ITEMS AND ORDER ONLINE!

www.dixiegunworks.com

Major credit cards accepted

FOR ORDERS ONLY

(800) 238-6785

More than 10,000 items like:

- Authentic reproduction rifles, pistols, revolvers, military firearms and kits
- Civil War arms and accessories
- Clothing, patterns, uniforms
- Cannons, swords, knives
- Books, period music, videos, CDs and DVDs
- Military and primitive camp gear
- Muzzleloading hunting gear
- Cowboy action shooting
- Revolutionary, Mexican and Indian War firearms

PROFESSIONAL SERVICE AND EXPERTISE

GUARANTEED

1412 Reelfoot Avenue • Dept. 57 P.O. Box 130 • Union City, TN 38281

ORDERS ONLY: (800) 238-6785 INFO PHONE: (731) 885-0700

FAX: (731) 885-0440 E-MAIL: info@dixiegunworks.com



**Cree Vicar Dave,
SASS Life #49907
Territorial Governor
Sucker Creek Michigan**

AN IMITATION GATLING GUN

*By Cree Vicar Dave, SASS Life #49907
TG Sucker Creek Michigan*

held my attention was the craftsmanship of the piece. It was plain, but elegant; small, but menacing. It looks more like a work of art than an old arsenal relic.

The simple design gave it good mobility. It has two wood spoke wheels of around four feet diameter, a cross axle with the gun, and two ammo boxes mounted in place. Connected to the bottom of the cross axle was a tongue around four feet long. The gun, mounted on a yoke with an arc passing through it, swivels horizontally and vertically. The barrel assembly O.D. appeared to be five inches, and the length around the same as the wood spoke wheel diameter. The magazine inserted into the top of the barrel was a little less than a cubit from the breech and was around one-foot in diameter.

The real attention grabber was the exterior of the gun. It was brass, all polished and poised. It really



**Cree Vicar
sighting in gun**



magazine



The 1800's produced a multitude of inventions unique to that time such as the steam engine, the paddle wheel, and the steam locomotive rail system. People are drawn to exhibits where they can examine and even experience the excitement of one of these grand old mechanical wonders of our past. Amidst the backdrop of all the sparks, smoke, and animation, the Gatling Gun came into existence. It was named after an American inventor, R. J. Gatling (1818-1903).

The Vicar's Wife and I visited the museum at Fort Riley Kansas when our son-in-law was stationed there with our daughter and grandkids. The old cavalry building has a large display of nineteenth century military items. One of the objects that grabbed my attention was an 1883 Gatling Gun. The caption written on the wall beside it read: "THIS .45 CALIBER CAVALRY GATLING GUN WAS USED DURING THE INDIAN WARS. CRANKED BY HAND, IT FIRED UP TO 1500 ROUNDS PER MINUTE." Being part American Indian, I can imagine the intimidation and dread this gun must have produced. In Micah 4:3 it says in the Last Days the LORD will "... judge between many peoples and will settle disputes for strong nations far and wide. They will beat their swords into plowshares and their spears into pruning hooks. Nation will not take up sword against nation, nor will they train for war anymore." I look forward to that time; however, we live in the here and now.

It's amazing how much firepower the Gatling had. But what really

stood out as a treasure of workmanship from the Victorian Period, a time when things were made as much for looks as for function and purpose. I took a couple pictures of this old beauty musing to myself that I might build an ersatz Gatling someday.

It took a little over a year, but this faux Gatling finally came to fruition. You might remember the article on making wood spoke wheels a while back. Well, when the wood chips and dust cleared, there were six wheels in all. Four were placed on the "Buckboard Look Alike," so that left two for this Gatling Gun imitation.

The counterfeit Gatling was made around three-quarter scale. Most props used for Cowboy Action Shooting™ look just fine in this scale. The wheels are three feet diameter. A three quarter inch by 36" long threaded rod sandwiched in the middle of three boards around five inches or so wide make up the cross axle. The tongue, made of 2" stock, tapers from 4" to 2" and is 42" long. The cross axle and tongue were made out of oak, finished with Min Wax golden oak stain and given three coats of varnish.

The yoke is made out of 2" oak

with a slot in it for an arc. The arc is three quarter inch thick by 2" and is also oak. The yoke and arc are painted black. The barrel was made out of four-inch O.D. thin wall galvanized metal pipe cut three feet long. You could use plastic pipe, but I just used a piece of exhaust pipe from the scrap pile.

The magazine (around 9" diameter) and the plugs for each end of the barrel are made of 2" wood. I used a brass color aerosol paint can for the barrel and magazine. A half inch threaded rod was used to attach the barrel to the yoke. A hole was drilled through the barrel up around one and a quarter inches from the bottom and 13 inches from the breech for the threaded rod. The magazine

(Continued on next page)



yoke & arc assembly



Gatling Gun business end

(Continued from previous page)
 was placed around 9" to center from the breech. The arc passes through the yoke and attaches to the under side of the barrel with sheet metal angles. It takes a little head work to fit the arc properly. I put a rubber damper and a stop on the arc to control vertical movement. The hole for the crank was drilled one inch from the breech and horizontally on the barrel center.

A brass knob from an old hame

was mounted on the breech plug for a handle and holes were drilled in the muzzle end plug to simulate multiple barrels. The yoke, with arc inserted in it and attached to barrel, was mounted in the center of the cross axle on a stud. Ammo boxes, made to fit, were mounted on each side of the gun. Measurements are not real critical on this project. I just tried to balance it out and have the gun look as real as possible.

It appears almost real and would

be an asset to any Cowboy Action town. The Gatling should be kept out of the elements when not in use. This type Gatling Gun uses readily available, impossible to find stealth cartridges produced by R. U. Goofy, CEO of Oxymoron Incorporated, located in Nowhere USA. However,

the average Cowboy Action Shooter can obtain an ammo box full of nostalgia with props such as these. Always make sure to follow all safety rules when building projects and playing with em.

Hope to see ya on the trail ...
 creevicardave@hotmail.com

SASS MOUNTED SHOOTING™

NEW FROM THE SASS MERCANTILE

Trailer Size Decal
18" x 16 5/8"



Mounted Shooting Decals 4" x 4 3/4"



Mounted Field Jacket



NEW

Mounted Barrel Covers



SASS is now offering:

- SASS Mounted Field Jacket: **\$95.00**
- SASS Mounted Shooting Club Affiliation Renewal Fee: **\$49.95**
- SASS Mounted Shooting Barrel Cover: **\$59.95 ea or 2 for \$110.00**
- SASS Mounted Shooting Banner: **\$59.95**
- SASS Mounted Shooting Trailer Size Decal: **\$34.95**
 - SASS Mounted Shooting Decal: 3 for **\$5.00**
 - SASS Mounted Shooting 98 Stage Course of Fire Handbook: **\$8.95**

New 98 stage Course of Fire Book



98 Stage Course of Fire Book

TO ORDER:
CALL: 1-877-411-SASS
 or visit us at:
www.sassmountedshooting.com



FAST HORSES BLAZIN' SIX-GUNS
SASS MOUNTED SHOOTING™
WWW.SASSNET.COM

Mounted Shooting Banners 29" x 72"

7th Annual
SASS
CONVENTION

AND
WILD WEST CHRISTMAS

*Celebrating
The American Centennial*

1776~1876

- ★ INDOOR WORLD CHAMPIONSHIP ★
- ★ CENTENNIAL BALL ★
- ★ HALL OF FAME INDUCTION ★
- ★ TERRITORIAL GOVERNORS SUMMIT ★
- ★ COWBOY SEMINARS ★
- ★ CLASSIC COWBOY SALOON DANCE ★

877-411-SASS
WWW.SASSNET.COM

For Special Rates and Discounts At The Riviera
Make Your Hotel Reservations Now
call **800-634-6753**

DECEMBER 4-7, 2008
RIVIERA HOTEL, LAS VEGAS



THE ONE AND ONLY CONVENTION DEDICATED TO SASS AND COWBOY ACTION SHOOTING



7th Annual SASS CONVENTION
AND
WILD WEST CHRISTMAS

WEDNESDAY, DEC. 3, 2008

SASS Conventioneer Registration
Riviera Hotel West Reg Desk 1:00pm - 5:00pm

SASS Hospitality Warmer
SASS Sky Box Suite..... 5:00pm - 9:00pm
A private hospitality warmer to meet and greet good pals over cold drinks and hors d'oeuvres. Open only to Conventioneers. No host bar.

THURSDAY, DEC. 4, 2008

SASS Conventioneer Registration
Riviera Hotel West Reg Desk 8:00am - 5:00pm

Opening Ceremonies
Grande Ball Room..... 8:30am - 9:30am
Join us for a breakfast buffet and Convention opening Key Note speech.

SASS Convention Open
Riviera Hotel Convention Center
Royale Pavilion 9:00am - 5:00pm

SASS Indoor World Championship - RED CYCLE
Capri Range 10:00am - Noon

SASS Territorial Governors Summit
TBA 10:00am - 1:30pm

Seminar Tracks 1000 Series
Capri Rooms 101 - 113..... 10:00am - 4:00pm

SASS Indoor World Championship - WHITE CYCLE
Capri Range 1:00pm - 3:00pm

Victorian Dance Lessons with Miss Tabitha
Grande Ball Room..... 1:30pm - 3:00pm

SASS Indoor World Championship - BLUE CYCLE
Capri Range 3:00pm - 5:00pm

SASS Territorial Governor Reception
SASS Governors Suite #6407 6:00pm - 9:00pm
Territorial Governors & Guests Only

SASS Life Members Reception
Top of The Riv Ballroom 6:30pm - 7:30pm
SASS Life Members are invited to a private reception with cocktails and hors d'oeuvres.

Classic Cowboy Saloon Dance
Top of The Riv Ballroom 7:30pm - 11:30pm
Come in your finest Classic Cowboy attire, chaps, spurs and all for a Saloon Dance in Classic Tradition!

Schedule of Events

FRIDAY, DECEMBER 5, 2008

SASS Conventioneer Registration
Riviera Hotel West Registration Desk 8:00am-5:00pm
Check in. Pick up your credentials and gather any schedule updates and information.

SASS Convention Open
Riviera Hotel Convention Center
Royale Pavilion 9:00am - 5:00pm

SASS Indoor World Championship - RED CYCLE
Capri Range 8:30am - 10:30am

SASS Territorial Governors Summit
TBA 9:00am - 12:30pm

Seminar Tracks 2000 Series
Capri Rooms 101 - 113..... 9:00am - 4:00pm

SASS Indoor World Championship - WHITE CYCLE
Capri Range 10:30am - 12:30pm

Hall of Fame Induction Ceremony
Grande Ball Room..... 12:30pm - 1:30pm

Victorian Dance Lessons with Miss Tabitha
Grande Ball Room..... 1:30pm- 3:00pm

SASS Indoor World Championship - BLUE CYCLE
Capri Range 1:30pm - 3:30pm

How The West Really Was
Top of The Riv..... 7:00pm - 8:30pm
A panel discussion with Paul Hutton, Jim Dunham, & other historians.

Cowboy Karaoke/Pajama Party
Top of The Riv..... 8:30pm - Midnight
Join the Dooley Gang and sing the night away!

SATURDAY, DEC. 6, 2008

SASS Conventioneer Registration
Riviera Hotel West Registration Desk 8:00am-5:00pm
Check in. Pick up your credentials and gather any schedule updates and information.

SASS Convention Open
Riviera Hotel Convention Center
Royale Pavilion 9:00am - 5:00pm

SASS Indoor World Championship - RED CYCLE
Capri Range 8:30am - 10:30am

SASS Territorial Governors Summit
TBA 9:00am - 12:30pm

Seminar Tracks 3000 Series
Capri Rooms 101 - 113..... 9:00am - 4:00pm

SASS Indoor World Championship - WHITE CYCLE
Capri Range 10:30am - 12:30pm

Miss Tabitha's Fashion Show
Royale Pavilion Stage 12:30pm - 1:30pm

Referral Firearms Drawings
Royale Pavilion Stage 1:00pm

SASS Indoor World Championship - BLUE CYCLE
Capri Range 1:30pm - 3:30pm

Costume Contest Preliminary Judging
Top of The Riv Ballroom 5:00pm
Participants must pre-register by 12 Noon on Saturday. Walk-ups will not be considered.

SASS Cocktail Reception
Grande Ballroom..... 5:30pm - 6:30pm
Cocktails, piano music and conversation before the ball.

Centennial Ball
Grande Ballroom..... 6:30pm
The SASS Social Event of the Year includes dinner, dancing, costume awards, and special guests. Wear your finest and be ready to dance!

SUNDAY, DEC. 7, 2008

SASS Convention Open
Riviera Hotel Convention Center
Royale Pavilion 10:00am - 4:00pm

Cowboy Church
(Non-Denominational)..... 9:00am - 9:45am

SASS Indoor World Championship Awards Ceremony
Convention Stage Noon - 1:00pm

Convention Closed. See Ya Next Year!

SIGN UP TODAY!
SASS INDOOR WORLD CHAMPIONSHIP
OF COWBOY ACTION SHOOTING
SEE ENTRY FORM FOR DETAILS

**OFFICIAL 2008 SASS
CONVENTION ENTRY
FORM ON NEXT PAGE**

2008 SASS CONVENTION REGISTRATION FORM • SCHEDULE SUBJECT TO CHANGE

MORE SEMINARS TO BE ADDED! - Visit us at www.sassnet.com for more Information.

- 1 • Your Conventioneer entry includes one free \$10 seminar for each day. You must be a SASS Member and a Conventioneer to attend Seminars.
- 2 • Enter "F" for your Free Seminars - one for each day - Thursday, Friday & Saturday. *Free seminars do not include Indoor World Championship or RO II Courses.*
- 3 • Enter "X" for all additional seminars, either Main or Spouse.

THURSDAY, DECEMBER 4, 2008

Main/Spouse 10:00am - 11:30am - RED CYCLE	
<input type="checkbox"/> RED	Indoor Championship Red (10:00am-Noon - MUST register for all three days).....\$90 <i>Mandatory Shooter Safety Meeting at 9:45am</i>
<input type="checkbox"/> 1001	Evil Roy Shooting Techniques along with Guns and Gear - Evil Roy.....\$10
<input type="checkbox"/> 1002	Tips of the Old Gunfighters - Jim Dunham.....\$10
<input type="checkbox"/> 1003	Making Fashion Plate Come to Life - Lady LaSalle, Sweet Violet & Green-eyed Gypsy.....\$10
<input type="checkbox"/> 1004	TBA.....\$10
<input type="checkbox"/> 1005	SASS RO I: 9:00am - Noon.....\$10
Noon - 2:00pm - WHITE CYCLE	
<input type="checkbox"/> WHITE	Indoor Championship White (1:00pm-3:00pm - MUST register for all 3 days).....\$90 <i>Mandatory Shooter Safety Meeting at 12:45pm</i>
<input type="checkbox"/> 1010	Black Powder for Dummies - Captain George Baylor.....\$10
<input type="checkbox"/> 1011	Gun Care and Maintenance - Jim Bowie.....\$10
<input type="checkbox"/> 1012	The Victorian Gentleman - Bat Masterson.....\$10
<input type="checkbox"/> 1013	TBA.....\$10
<input type="checkbox"/> 1014	TBA.....\$10
2:30pm - 4:00pm - BLUE CYCLE	
<input type="checkbox"/> BLUE	Indoor Championship Blue (3:00pm-5:00 TGS ONLY - MUST reg. for all 3 days).....\$90 <i>Mandatory Shooter Safety Meeting at 2:45pm</i>
<input type="checkbox"/> 1020	Victorian Dressing 101 - Victorian Blossom.....\$10
<input type="checkbox"/> 1021	Dismantling the Ruger Vaquero - West Fargo.....\$10
<input type="checkbox"/> 1022	Successful Cowboy Action Shooting Clubs - Chuckaroo.....\$10
<input type="checkbox"/> 1023	Are You Afraid? Entering Costume Contests.....\$10
<input type="checkbox"/> 1024	TBA.....\$10
<input type="checkbox"/> 1025	SASS MRO I 1:30pm - 4:30pm.....\$10

FRIDAY, DECEMBER 5, 2008

Main/Spouse 9:00am - 10:30am - RED CYCLE	
<input type="checkbox"/> RED	Indoor Championship Red (8:30am-10:30am).....\$90
<input type="checkbox"/> 2000	"Tombstone" - The Movie That Almost Wasn't - Monument Valley Mike...\$10
<input type="checkbox"/> 2001	Dismantling the 1897 Shotgun - Jim Bowie.....\$10
<input type="checkbox"/> 2002	Tips by Dixie for the Beginner and Intermediate Shooter - Dixie Bell.....\$10
<input type="checkbox"/> 2003	How to Make a Duct Tape Dummy - Green-eyed Gypsy, Lady LaSalle, Sweet Violet.....\$10
<input type="checkbox"/> 2004	TBA.....\$10
<input type="checkbox"/> 2005	SASS RO I: 9:00 - Noon.....\$10
11:00am - 12:30pm - WHITE CYCLE	
<input type="checkbox"/> WHITE	Indoor Championship White (10:30am-12:30pm).....\$90
<input type="checkbox"/> 2010	Victorian Dressing 101 - Victorian Blossom.....\$10
<input type="checkbox"/> 2011	The Victorian Gentleman - Bat Masterson.....\$10
<input type="checkbox"/> 2012	Winning Men's Shooting Costumes - Captain George Baylor.....\$10
<input type="checkbox"/> 2013	TBA.....\$10
<input type="checkbox"/> 2014	TBA.....\$10

Your Conventioneer entry includes one free \$10 seminar for each day for a total of three. Please place a check mark next to the seminars. Add the total and place in the Conventioneer Fees at the bottom right of the form below.

REGISTRATION FORM YOU MUST BE A SASS MEMBER TO BE A CONVENTIONEER

Alias: _____ SASS #: _____
 Name: _____ Phone: _____
 Address: _____ E-Mail: _____
 City: _____ State: _____ Zip: _____
 Spouse-S/O: _____ SASS #: _____

Territorial Governor Club(s) Represented _____
Discount applies only to Riviera Hotel Guests with minimum 2-night stay. Please make hotel reservations prior to mailing or calling in Registration Form. Registration Deadline is November 1, 2008.

Riviera Hotel 800-634-6753

Riviera Hotel Confirmation # _____

Payment Method: Check Visa Mastercard Amex Discover

Card # _____ Exp. _____

Card Holder Signature: _____

2:30pm - 4:00pm - BLUE CYCLE

<input type="checkbox"/> BLUE	Indoor Championship Blue (1:30-3:30 TGS ONLY).....\$90
<input type="checkbox"/> 2020	Victorian Florals - Autumn Rose.....\$10
<input type="checkbox"/> 2021	Frontier Cartridge - Rowdy Yates.....\$10
<input type="checkbox"/> 2022	Dismantling the Ruger Vaquero - West Fargo.....\$10
<input type="checkbox"/> 2023	Black Powder for Dummies - Captain George Baylor.....\$10
<input type="checkbox"/> 2024	The Legend of Hickok -Professor Paul Hutton/History Channel.....\$10

SATURDAY, DECEMBER 6, 2008

Main/Spouse 9:00am - 10:30am - RED CYCLE	
<input type="checkbox"/> RED	Indoor Championship Red (8:30-10:30).....\$90
<input type="checkbox"/> 3000	Victorian Florals - Autumn Rose.....\$10
<input type="checkbox"/> 3001	Dismantling Lever Guns - Jim Bowie.....\$10
<input type="checkbox"/> 3002	"Real vs. Reel" - Jim Dunham.....\$10
<input type="checkbox"/> 3003	TBA.....\$10
<input type="checkbox"/> 3004	TBA.....\$10
11:00am - 12:30pm - WHITE CYCLE	
<input type="checkbox"/> WHITE	Indoor Championship White (10:30-12:30).....\$90
<input type="checkbox"/> 3010	Winning Men's Shooting Costumes - Captain George Baylor.....\$10
<input type="checkbox"/> 3011	Evil Roy Shooting Techniques along with Guns and Gear - Evil Roy..\$10
<input type="checkbox"/> 3012	Tombstone* - The Movie That Almost Wasn't - Monument Valley Mike.....\$10
<input type="checkbox"/> 3013	Tips by Dixie for the Beginner and Intermediate Shooter - Dixie Bell.....\$10
<input type="checkbox"/> 3014	TBA.....\$10
1:30pm - 3:00pm - BLUE CYCLE	
<input type="checkbox"/> BLUE	Indoor Championship Blue (1:30-3:30 TGS ONLY).....\$90
<input type="checkbox"/> 3020	Frontier Cartridge - Rowdy Yates.....\$10
<input type="checkbox"/> 3021	The Legend of Custer - Professor Paul Hutton/History Channel.....\$10
<input type="checkbox"/> 3022	Advanced Stage Writing - Chuckaroo.....\$10
<input type="checkbox"/> 3023	TBA.....\$10
<input type="checkbox"/> 3024	TBA.....\$10
<input type="checkbox"/> 3025	SASS RO II 1:30pm - 4:30pm.....\$25
<input type="checkbox"/> 3026	SASS MRO II: 1:30pm - 4:30pm Prerequisite-must be MRO I certified for a min. of 6 months.\$25

Indoor World Championship of Cowboy Action Shooting MUST BE A REGISTERED CONVENTIONEER TO ENTER

Entry Fee includes all ammunition and firearms. DO NOT BRING YOUR OWN GUNS, LEATHER OR AMMO. Limited to the first 150 shooters. You must be a registered SASS Convention Conventioneer to participate in the SASS Indoor World Championship of Cowboy Action Shooting. Match open to smokeless non-modern shooting categories only. You must pick your shooting slot, either early morning all three days or late morning all three days. Territorial Governors must shoot afternoon all three days. Slot switching or combining is not permitted.

- | | | |
|--|---|---|
| <input type="checkbox"/> Red Cycle-\$90.00 | <input type="checkbox"/> White Cycle -\$90.00 | <input type="checkbox"/> Blue Cycle -TGS only - \$90.00 |
| 10:00am-Noon Thursday | 1:00pm-3:00pm Thursday | 3:00pm - 5:00pm Thursday |
| 8:30am-10:30am Fri/Sat | 10:30am-12:30pm Fri/Sat | 1:30am-3:30pm Fri/Sat |
- Traditional Ladies Traditional Duelist Ladies Duelist Senior Duelist
 - Gunfighter Ladies Gunfighter Classic Cowboy Classic Cowgirl
 - Junior Boy (12-16) Junior Girl (12-16) 49er Ladies 49er Senior (60+)
 - Ladies Senior (60+) Silver Senior (65+) Ladies Silver Senior (65+)
 - Elder Statesman (70+) Grand Dame (70+) "B" Western Ladies "B" Western

Riviera Confirmation # _____

Conventioneer Fee \$95 Hotel Guest or \$115 x _____ = _____

TG Fee (includes Conventioneer fee) \$65 x _____ = _____

Centennial Ball \$95 x _____ = _____

Centennial Ball - TGS ONLY \$65 x _____ = _____

Combo Package - (Centennial Ball) \$165 Hotel Guest or \$195 x _____ = _____

Indoor Championship \$90 x _____ = _____

Guest Badge \$45 x _____ = _____

Additional Seminars \$10 x _____ = _____

RO II \$25 x _____ = _____

MRO II \$25 x _____ = _____

TOTAL FEES \$ _____

CARD # _____ EXP _____

SASS • 23255 La Palma Ave, Yorba Linda, CA 92887
 Call in your Registration Toll-Free 1-877-411-SASS
 Register On-Line at www.sassnet.com





RANGE TECH

*How Modern Technology Affects Our Lives
on the Firing Line:*

LEAD

By Inspector, SASS #41400



By Inspector, SASS #41400

We spend a lot of hard earned money, only to look forward to getting rid of it on the firing line. At the end of the day, the gun cart is a few pounds lighter; the result of a day's efforts of sending lead down range.

Several of us take the time and recycle lead in the form of range pickings or old wheel weights, casting them into new bullets. With its low melting temperature, just under 650 degrees, not a whole lot

of special equipment is required for an average person to recycle lead at home. In fact, 50% of today's lead market is recycled.

Centuries of ballistics have determined lead to be the most efficient projectile in small arms technology. There is no doubt about it. The characteristics of lead make it an almost perfect material for firearms.

So, where do we get this stuff? Well like most substances, it was provided for us in the ground, just

about ready for us to dig it up. Problem is, pure lead is not found in nature, and often times it is found in deposits with other heavy metals such as zinc, silver, copper, cadmium, and antimony. These impurities must be removed in a process called smelting.

To start with, lead concentrates are removed from the ground. Modern technology helps speed this step along with the assistance of explosives. Once removed from the ground, the lead concentrates (ore) are crushed to the consistency of FFFFg blackpowder in order to remove waste materials, such as earth and rock, and to give it more surface area so it can better react to the purification process.

Lead has been an element used by mankind dating back to the 5th century B.C. At first, lead ore, known as galena, was simply burned/melted in open-hearth furnaces with the lead collecting in a pit at the bottom. In medieval times, the French discovered they could get a more efficient burn by placing furnaces on a hillside to catch the wind. This was the precursor to the blast furnace. Through the evolution of technology, the furnaces became more refined into the roasters and blast furnaces we know today.

One major change in the refining of lead ore was the discovery of the floatation process. The floatation process was developed in 1869 and relies on the chemical properties of sulfur in its basic principle. In its natural state, lead is usually found combined with sulfur. This characteristic helps to separate the lead concentrates from the other heavy metals in this process. The lead sulfide is mixed with water and a light oil to create a slurry mixture. The slurry is agitated with air, causing the slurry to stir. Aided by other additives, the oil,

which floats on top of the water, captures the sulfur and holds it atop the mix, while the heavy metals and undesirable elements sink to the bottom. The lead sulfide is then skimmed from the top of the floatation chamber and sent through a filter to dry.

The sulfur now needs to be removed. Since sulfur is combustible, the lead sulfide concentrates are sent to a roaster averaging over 2500 degrees Fahrenheit. Using coke as fuel, the roasting process burns the sulfur out of the concentrates, leaving a black cake-like material called sinter.

Now containing mostly lead oxide, the sinter is sent to a blast furnace. More coke fuel is added and the blast operation oxidizes any metallic impurities in the sinter as the melted lead settles and is tapped from the furnace.

At this point, our lead is still not quite pure. The final step in the purification of lead is called drossing. Basically, the lead is held in a kettle just above its melting temperature, while lighter impurities are allowed to rise to the top in the form of scum. Zinc is added to react with trace amounts of gold and silver to help it rise to the top as well.

The pure lead is finally cast into ingots, billets, or other useful shapes to be made into the every day items we use in our modern lives. Besides ammunition, we find lead in car batteries, in general-purpose weights, white oxide pigmentation for paint, and radiation shielding. Heck, we used to use it for plumbing and as a gasoline additive.

Without lead, our game would be too expensive to play, and without the modern technology of the smelting process, manufacturers would not be able to keep up with the market demands that keep us supplied with a vital component of our everyday lives. ♪

Become a member today!

Mounted Shooters of America

\$5 off single membership
\$10 off family membership

— — — — —

Become a member & receive
Mounted Shooters World

— — — — —

Stay in touch with mounted shooting and western horse activities & events.

June 22nd - MSA Jackpot at End of Trail **August 16-17** - MSA Nationals, Pueblo Colorado **September 26-28** - MSA World, Laughlin Nevada at WVI Resort and Casino - SASS match on Thursday. *"Ride → Shoot → Win \$5"*

Go to newmsa.com for more information or call 602-283-3256



Name _____ SASS # _____ Class _____

Address _____ City _____ State _____ Zip _____

Phone _____ E-mail _____ Date of Birth _____

Circle Membership which applies (Note: Prices do not include the SASS discount!)

• Single - \$50/yr • Family - \$80/yr • Associate - \$25/yr • Life time - \$250

For Family Memberships please put the extra names on a separate piece of paper.

Mail membership to: MSA 5632 E. Yucca Rd. Cave Creek, AZ 85331



COWBOY LONG RANGE

By Buckskin Dave, SASS #25968

Ever since the first projectile rattled down a barrel, the race was on to find the design that would shoot further and more accurately, leaving all these wonderful lead lobbing instruments behind for us to fascinate over and sometimes frustrate the heck out of us, especially if we try to get them to shoot again. I started out my shooting history with flintlocks, but now I really enjoy long-range guns and calibers of the latter 19th century,



Buckskin Dave, SASS #25968, sends lead downrange with his #5 Rolling Block action. He rebuilt this gun with the vintage action and re-barreled it to .45-90. The stock and sights are replicas of what might have been offered by the Remington Factory in the late 1880's.

which, until Cowboy Action Shooting™, had long been forgotten by gun and ammo companies. Having a history in my last life as a precision rifleman in the police community, I am rather fussy about groups, and it really amazes me the accuracy that can be attained with blackpowder and without all the fofofall of the modern rifleman.

I have learned over the years I enjoy working up a rifle nearly as much as shooting it. Once the rifle is tuned, some of the fun has gone from it, until it earns me some braggin' rights on the iron buffalo or with an elk or deer. I have turned to the later 1800 tools to do most of my hunting these days, and the cowboy long-range events are my training grounds. The long

range events, like the main matches, are filled with like minded individuals that have gone through or are going through the same heartburn (enjoyable heartburn) of making their gun shoot to the best of its design.

Many of the calibers that are the most popular as "buffalo guns" were introduced long after the herds were gone, but we still have them to shoot the iron buffalo at our long-range matches. One of the best cartridges to choose from is the .45-70. It is the most popular and has



Shooting the Long Range Beaver Dick Blowout '07 in Idaho.

the most information published on it, even though the others are creeping up quickly. It will handle any cowboy long-range event and can be loaded smokeless or blackpowder, whichever you prefer. The .45-90 has become a real popular cartridge and shines at longer ranges. I like the .45-90 for the long-range events and hunting. The other .45's are the .45-110's and .45-120's. Some of the smaller calibers like the .40's are popular with the BPCR crowd, including the .40-65 and .40-77, and the .44's. If you really like a lot of smoke, the big .50's like the .50-140, are great fun.

The most popular of the buffalo guns was the Sharps rifle. It is very popular at the long-range shoot because it still has the reputation of being an accurate long-range gun. There are still some originals around to shoot, but it makes more

(Continued on next page)



My Remington Rolling Block #5 ready to trail the iron buffalo or Idaho black bear.



Mud Marine and his .50-140 Mud Marine sure causes a lot of smoke when that .50-140 goes off! Everything he shoots holds a lot of blackpowder.

Historic Recreations of Classic Engraving Styles

www.thegunengraver.com
Call 417.865.5953

Custom Hand Engraving by Jim Downing

CIRCLE FLY WADS, LLC
PRECISION CUT WADS

OVERPOWDER CARDS FIBER CUSHION OVERSHOT CARDS
VEGETABLE FIBER PRE-LUBED FELT BLACKPOWDER LUBE


Offering the most comprehensive selection of card & fiber cushion wads available

SHOTGUN : RIFLE : PISTOL
BLACK POWDER : SMOKELESS

P.O. BOX 36, AIRVILLE, PA. 17302 P/F: 717.862.3600
www.circlefly.com

James & Guns

Quality Gunsmithing of the Single
Action Army Revolver



COMPLETE TUNE & ACTION JOB \$120.00 ~ \$150.00

CALIBER CONVERSIONS - TIMING - GRIP FITTINGS -
POINT OF IMPACT ADJUSTMENTS AND ETC ALL WORK
GUARANTEED - 41 YEARS EXPERIENCE

Bob James

www.Jamesguns.com

a.k.a The Arizona Thumb: SASS #339

Business (602-540-0682)
Home (602-547-1942)

3130 N 19th Ave.
Suite 9
Phoenix, AZ 85015

(Continued from previous page)

sense to shoot the replicas, and the Shilo Sharps Company of Montana makes a fine Sharps style rifle. Although they are replicas, they still carry the Sharps name and are a fantastic product living up to the reputation. I have shot one a friend of mine owns in .45-70 and found it to be superbly accurate and pleasant to shoot. He isn't a cowboy or a BPCR shooter, but enjoys hunting with the rifle. Sharps makes the rifles in just about any caliber you could need for whatever shooting you want to do with the rifle, target or hunting.

The Italian manufacturers have been making replica Sharps for many years, and I have owned several. They also are superbly accurate and a fine rifle. I have shot Cowboy Long Range matches and placed well with them, and in the hunting field they have provided elk, deer, and bear meat for my household. I presently have one in .45-90 I think is an all round good caliber for a guy that wants to shoot long-range events and hunt. I have starched marmots at near 200 yards with it, and a marmot is a small target in a peep sight!

The cowboy events allow the use of smokeless powders as well as blackpowder and the .45-90 takes to smokeless without excessive pressures, as long as you stay within limits in the loading manual. I started out loading IMR 4198 and could get fast velocities safely with 500-grain bullets, 1800 fps, but found they would tumble or were not very accurate. When slowing them down to around 1500 fps, I found it to be extremely accurate and adequate for any game I hunted. I also could get pretty close to that velocity using blackpowder and be more authentic to what the cartridge was designed around.

Nowadays I prefer to shoot blackpowder in the buffalo guns. It really isn't as inconvenient as many fuss about, especially in the single shot rifles and even the rifle

caliber lever guns. I get a little cranky when shooting it in revolvers, and they stop turning before the end of the match and need cleaning. Here I prefer smokeless, unless it is an all black-powder match.

Another rifle that was around back in the day and can be had in original form or replica is the Remington Rolling Block. I found one that was a Number 5 action chambered in 7mm Mauser. The wood was shot, but the action was in great shape. I paid around 300 bucks for it and re-barreled it into a fine shooting .45-90. I also re-did the wood with the help of Brownells. Brownells carries all the parts and tools necessary to undertake this project. It took lathe and machining skills, but I made a real nice Rolling Block like it might have been offered from the Remington Factory in the 1870's. It is more of a hunting rifle to me, so I fitted it with Rough and Ready sights from Montana Vintage Arms. Montana Vintage Arms makes high quality sights of original design and eventually one of their Sharps Sporting Verneer sights made it to the Rolling Block.

Since then, I acquired an original Swedish Rolling Block action for a reasonable price. Remington sold their rights to the rolling block to several European companies and this one dated back to 1879. They made a lot of these rifles, and there are still rifles or actions running around that are vintage. If they are in reasonable shape, they are still good shooters. This Swedish Rolling Block is ready to hunt iron or meat, and I decided to put a Verneer Sight on it. Hunting with a rifle that was around in the late 1800's and probably shot buffalo and other game of the day really adds nostalgia to my hunts.

The replica market has these Rolling Blocks available and are like the replica Sharps rifles; they are just great. Remington also started reproducing the Rolling

Block rifle again for the Cowboy Action Shooters, and it is a great rifle. The parts are close enough they may be ordered from Remington or the Italian companies to replace worn parts in the vintage guns that need some TLC. They may require fitting, but I often find replica parts easier to obtain when fixing vintage guns.

The long-range events also include rifle caliber lever guns. Marlin's 1895 Cowboy is a great choice chambered in .45-70. It also works on Idaho black bears. The Winchester 1886 is still available from USRA, and Browning also made an 1886 replica. The 1886 came in a variety of the vintage calibers, and the replicas are following suit. Mine is .45-90 and handles the 330 grain HP lead cast bullet more than adequately for deer, bear, and elk with blackpowder or smokeless. If you are only going to shoot smokeless, the .45-70 can equal the .45-90 ballistically, but the 90 will push the pill a bit faster using blackpowder. I also shoot a Marlin 1895 Cowboy in .45-70. I knocked a black bear on his hind side with a 405 grain Laser Cast bullet. I really like that bullet for the .45-70. I have shot the Marlin in a few long range events, and it is a great choice for blackpowder or smokeless, but I like it more for hunting because it is lighter to pack around and it holds nine rounds in the pipe.

My new project is rebuilding a worn out Winchester '94 in .30-30 and re-chambering it to .38-55. The '94 is a top eject that was made in the late 60's or early 70's and I think it will be a great long range lever rifle that won't have the cross bar safety. I'm thinking it will be a handy deer gun and the long-range event will be just the practice I need to be ready for the upcoming hunting season.

I enjoy hunting with the early cartridge guns mainly because I like the guns and they made meat in the past and can do so again. They are a bit more challenging than modern rifles, but not so much a good hunter will go hungry when hunting elk, deer, or bear. I started shooting the long-range cowboy events to add some shooting fun to the cowboy matches and started hunting with them. Now I really enjoy hunting with these guns and shooting the long-range matches is summer practice with my hunting tools. I have found the loss of meat to bloodshot high power rifle wounds is almost none with these guns, and you can eat right up to the hole.

Adding a long-range gun to your Cowboy Action events will increase the fun of a shoot, and once you start hunting with these guns, I doubt you will return to a modern rifle.

GOLDEN GATE WESTERN WEAR

Home of
Knudsen Hat Co.
Authentic OLD WEST hats
for over 25 years

Thank you for voting us
True West Magazines;
reader's choice, for
Best Living Hat Maker

3:10 to Yuma



Crown: 4-1/4" 10X Knudsen \$199.98
Brim: 3-1/4" 100% Wool \$89.98

Cattle Baron

Replica Band \$59.98



Crown: 5-1/4" 10X Beaver Sand \$262.98
Brim: 4" Black \$234.98

High Plains Drifter

Laced Strap Band \$30 10X Knudsen \$234.98
100% Wool \$99.98



Crown: 4-1/2" 10X Beaver Black, Pecan \$234.98
Brim: 4" Sand \$262.98

American Outlaw

Laced Strap Band \$30



Mills Belt

12 gauge, or 45-70 \$59.98



See our Online Catalog at
Knudsenhats.com
One of the oldest & biggest
WARRIOR dealers extant.
Also Cows, Scully,
Stetson, Bailey, etc.

10am-6:30pm
To Order Call
(510) 232-3644
12153 San Pablo Ave.
Richmond, CA 94805
Just off Hwy. 80
and
963 Contra Costa
Pleasant Hill, CA. 94523
(925) 827-1014
goldengatewesternwear.com
e-mail: majordebacle@yahoo.com



THE WILD WEST SHOW

By Jersey Kid, SASS #287



**Jersey Kid,
SASS #287**

west was unknown to them, and they were willing to believe virtually anything. Audiences were captivated by the west, and Wild West shows were the answer to popular demands. Wild West shows preserved the disappearing world of the unsettled and untamed west and brought it to life for audiences around the world. At the turn of the 20th century, Wild West Shows were extremely popular. Within the first two years of the first Wild West Show, over 10,000,000 spectators had witnessed it. The people in the East were eager to enjoy the thrill and danger of the west, but without the risks and consequences that came along with the real west.

The shows generally consisted of reenactments of history combined with displays of showmanship, sharp-shooting, hunts, racing, or rodeo style events. Each show was in the neighborhood of three hours long and attracted crowds of thousands of people daily. The show normally began with a parade on horseback that involved huge public crowds and many performers, including at times, the Congress of Rough Riders. Among the composition of the show were supposed historical scenes, and although the exact scenes changed over time, they were either portrayed as a typical event such as the early settlers defending a homestead, a wagon train crossing the plains, or a more specific event such as the Battle of the Little Bighorn.

In both types of events, Buffalo

Bill used his poetic license to both glorify himself or others while heightening the villainous mischievousness of the bad guys (outlaws or Indians) and to exaggerate each situation for theatrical enhancement. These events included acts known as Bison Hunt, Train Robbery, Indian War Battle Reenactment, and the usual grand finale of the show, Attack on the Burning Cabin, in which Indians attacked a settler's cabin and were repulsed by Buffalo Bill, cowboys, and Mexicans.

A more specific historical event in the show might have been a reenactment of the Battle of the Little Bighorn also known as "Custer's Last Stand." This event was made into a famous act performed in the show, with Buck Taylor starring as General George Armstrong Custer. In this battle, Custer and all men under his direct command were killed. After Custer is dead, Buffalo Bill rides in, the hero, but he is too late. He avenges Custer by killing and scalping Yellow Hair which he called the "first scalp for Custer."

Shooting competitions and displays of marksmanship were commonly a part of the program. Great feats of skill were shown off using rifles, shot guns, and revolvers. Most people in the show were all good marksmen, but many were experts, such as Annie Oakley. Buffalo Bill himself was an excellent marksman. It was said nobody could top him shooting a rifle off the back of a moving horse (we will see about that now

that SASS has incorporated mounted rifle competitions).

The Wild West Shows preserved the legends of the West, but not necessarily the facts, and these legends were popularized and expanded all over the world by the various Wild West Shows. Some of the early stars of these shows included Calamity Jane, Annie Oakley, Tom Mix, Gene Autry, Will Rogers, Bill Picket (William Picket as Woody Harrelson's character in *The Cowboy Way* recalled). As early as 1905, Zach Mulhall took his Wild West show, including Will Rogers and Mix, to Madison Square Garden. A steer jumped into the New York audience. Mix missed with his rope, but Rogers caught the steer which led to movie stardom for Mix and Rogers.

Unfortunately, the era of the Wild West Show as a top form of entertainment is gone. However, its effects are still present in western films, modern rodeos, or even SASS.

Wild West shows have created a lasting image in American history of the American West. The representation of the West as we see it today was crafted by Buffalo Bill and Wild West shows to be an exaggeration of the reality of the American West, which made it all the more exciting. The Wild West Shows have formed a western myth, which is more often than not confused and mistaken with reality. They have preserved, however accurately, stories of battle and history of the American West.

(Continued on next page)

United States Firearms Single Actions

Precision machined on modern, computer controlled equipment and finished to exacting standards by expert gunsmiths. Perfect fit and finish of these high quality six-guns result in the finest, close tolerance single-action ever produced in the United States. All US Firearms are made 100% in the old Colt facility in Hartford, Ct.

For a complete listing of USFA in stock please go to "tenring.com" and click on "U.S. Firearms Single Actions" or use one of the contact points listed below.

Ten-Ring Precision, Inc.
1449 Blue Crest Lane
San Antonio, Texas 78232
Phone: 210-494-3063 / Fax: 210-494-3066
E-M: tenring@texas.net / Web: tenring.com

'The Gunfighter Rig'
our newest design with our carved silver wolf inlay

for custom grips, inlaid grips, & unique gun leather

www.gunfighter928.com
(423)-743-3580 – 106 Wilson Road, Erwin TN 37650



WHAT'S THE CALL?

By Oracle, SASS #4854
Regulator, RO III, & TG (Un-Retired)

With the proliferation of RO's being in the position of a "Range Official," Timer Operator, Spotter, XP Officer, Loading or Unloading Table Officer, and Scorekeeper, I have noticed the same people keep running the timer. By the end of the match, they are really tired following shooters all over the range. Yes, it's a fun job and gives an up front view of the possible mistakes that can happen.

One of the hardest things we have to do as RO's is "let go." So what if a new RO makes a mistake while running the timer? I know I did when I first started. In fact, I still cannot keep up with some of the faster shooters, and if I see them about to shoot on the wrong target, I can't redirect their reactions fast enough to keep them from incurring a procedural. When I am fast enough, I always receive a "thank you." If a shooter doesn't want coaching, they tell me and I keep my

trap shut. Usually though, coaching is welcome.

I have RO'ed at END of TRAIL, Regional, State Championships, Territorial Championships, Annual Club Matches, and monthly matches. During that time I have observed the very best and the very worst in Cowboy Action Shooting™. I'll save those stories and examples for later in the series.

Read the question and decide on an answer. NOW, LOOK IT UP! Were you correct? Was it better to look up the correct answer? Congratulations, and welcome to Cowboy Action Shooting™ Range Official responsibility.

Question 1 – Gimmickry and gadgets are a part of the "Spirit of the Game." I can do whatever I can think of, interpret the stage directions, and shoot the stage that will give me the greatest advantage. I can modify my firearm any way I like, and as long as no one sees it or


questions me about it, it's okay.

Answer – SHOOTERS HANDBOOK, Page 1, Last paragraph: SPIRIT OF THE GAME, Page 2

Question 2 – You are running the timer. The shooter completes the course of fire. You read them their score off the timer. You then look for your spotters to give you the number of misses and any procedural. One of your spotters holds up two fingers indicating two misses, no procedural. You observe the next spotter looking at the first spotter, sees the two misses, and then holds up their two fingers, indicating the number of misses. The third spotter has two fingers raised also indicating two misses.

Answer – Shooters Handbook, Page 8, Spotters, items A thru H.

One of the problems we have is a spotter being distracted or just not paying attention. They do NOT know the number of misses. They know they were supposed to **hear** the bullet strike, **see** the bullet strike the target face, **see** the target shake. Something distracted them, and they were unable to fulfill their responsibility. Quickly they look to



Oracle, SASS #4854, Regulator RO-II, TG (Un Retired)

the other spotters to obtain the number of misses.

When the stage instructions are read on the 1st stage, admonish your spotters to not look at the other spotters to get the count and just hold up the number of misses on their fingers. Hold up the number of misses **they** actually saw. If smoke obscured their seeing the target face, then they need to move. If they are talking with the other spotter or anyone, they need to move. No, this isn't written anywhere. However, I have found it very useful in keeping down any questions as to the number of misses. If someone else has another way to alleviate this continual problem, I would be overjoyed to hear from you. 🤠

THE WILD WEST SHOW . . .

(Continued from previous page)

The shows commemorate the settlers and unique attributes and characters of the time period. The legend left behind by the Wild West shows gives tribute to the remarkable period of history of the frontier movement, and beautifully captures the eternal spirit of the Wild West.

Today, The Wild West Show has a certain wild image of adventure filled with cowboys, Indians, wild

animals, outlaws, and stagecoach ambushes, but more than that it gives cowboys and cowgirls the chance to showcase their talents in the Wild West Arts such as rope and gun spinning, trick riding, cracking whips, or knife and tomahawk throwing (Bronco Billy?). Today's artisans who practice these trades are every bit as qualified as their ancestors, and we are happy SASS is playing a part to keep them alive. 🤠

ADVERTISING INFORMATION

ASK FOR

~ DONNA ~
(EXT. 118)

VISIT THE SASS WEB SITE AT WWW.SASSNET.COM

HELLO LEATHERWORKERS!
How-to Step-by-Step Instructions and Patterns - Each Issue!

1 year, 6 BIG Issues
532 US, \$36 Canada, 546 Other Countries
Subscribe Toll Free: 888-289-6409

The Leather Crafters & Saddlers Journal
222 Blackburn St. Rhinelander, WI 54501
715-362-5393
www.LeantherCraftersJournal.com

"For fun or profit, The Journal is a valuable source of current information for today's leather crafter. My bench would be incomplete without it."
- Matt Whittaker, Shop Manager
John Bardi's Frontier Gunsmith
A. J. Ed Garcia
SASS #10112

LEATHER CRAFTERS & SADDLERS JOURNAL

Alloy Steel Targets Built to Last

For Shapes & Prices See:
www.ArntzenTargets.com
800-821-3475

ARNZEN CORPORATION



THE SASS MOUNTED EASTERN NATIONAL CHAMPIONSHIP

Williston, FL – The SASS Mounted Eastern National Championship is now in the record books. Sponsored by Allivet and held in Williston, Florida on February 22-24, 2008, it was three days full of action packed riding and shooting.

The action started on Friday night with a two-stage Rifle competition and Rundown Runoff stage. There were eleven shooters in the Rifle competition, seven men and four ladies. The Rundown Runoff, a course of five targets in a rundown and a barrel to turn at the end of the arena, was a speed event. Competitors were allowed to run a maximum of five times if they were not happy with their earlier times. Nineteen riders tried their hands at it, many of them riding four and five times each.

Saturday was the beginning of the main six-stage match with forty-six Cowboys and Cowgirls fired up and ready to go. A morning rainstorm caused the match to start late, but did nothing to curb anyone's enthusiasm. Three stages were completed on Saturday. After the final stage was completed for the day, the riders put up their mounts and got ready for the Saturday night Hoedown. The night was filled with good food, music and dancing, giveaway drawings, and Best Dressed awards. There were so many wonderfully dressed participants the judges quickly decided to give out two best dressed cowboy and two best-dressed cowgirl awards. Best Dressed Cowboys were Chinks, SASS #40727, and Cody S. Wesson, SASS #39915. Best Dressed Cowgirls were Stephanie Conns and Sharyl Hyatt. The Hoedown was fun for all with close to one hundred people in attendance.

Sunday morning brought sunny skies, as everyone got ready to ride the final three stages of the match as well as our infamous Florida Outlaws Xtreme Stage. The Xtreme Stage is a course that we end our regular matches with that includes



By Outlaw Granny, SASS #73200
Photos by Shoot Straight Photography



obstacles, horsemanship, and shooting accuracy. Sunday's stage consisted of pole bending, backing, multiple jumps, high-low jumps, revolving targets, helium filled targets sometimes shot twenty feet in the air, and a quick gun change. This was all done while shooting targets and trying to get

the best time. There were twenty-four riders who dared try the Xtreme Stage.

Throughout the entire weekend, we were visited by many of the area's SASS Action Shooters. They came out in full period dress, and it was great to meet them. We hope they will be regulars at our matches, and we may even get some of them on a horse. One of our future goals is to hold a dual match with some of our Action Shooting partners.

A special thank-you goes to Postal Kid, SASS #48585, who volunteered to help by being the gatekeeper for us most of Saturday.

Several vendors set up their tents and displayed
(Continued on next page)



(Continued from previous page)
 their wares. They were Gunpowder Creek Trading Post, WB Stables & Tack, and Klover Leaf Western Wear. They sold everything from leatherwork and saddles to clothing. Gun Powder Creek even got a helping hand from Two Gun Gina, Sweet Miss Kitty, and Zoe James, who helped the vendors unpack. We later discovered they were buying clothing as fast as they could get it out of the boxes. The vendors sold quite a bit of merchandise before they were even set up for business!

A special thanks goes to Allivet, the sponsor for this match. Allivet specializes in animal health products, farm and ranch supplies, and veterinarian medicine and instruments. For more information, go to Allivet.com. This match would not have been as successful without their support.

We also thank Buffalo Bert and Sweet Miss Kitty, Haw Creek Kid, KD Gun Works, and Poncho Bandito, who either made or donated custom awards for this match. This kind of effort from members and friends makes a match like this a success, and we can't thank them enough. The Overall Cowboy, the Overall Cowgirl, and all Division winners received beautiful buckles.

When the arena was cleared and the awards handed out, there were lots of handshakes and hugs. As we said our good-byes, everyone is already looking forward to next year's match. Be on the lookout for next year's match flyer and start making your plans now to come down to sunny Florida in February and join in the fun. Contact the Florida Outlaws by going to our website at Gallopingguns.com, or call Lone Wolf McCrary (321 263-5239) or Two Gun Gina (352 636-5399).



SASS Eastern National Champions

Overall Champions

- Open* Chinks, SASS #40727
- Lady* Hobbit, SASS #78172
- Divisions**
- Open 1* Florida Gun Runner
- Open 2* Florida Sam Bass, SASS #73324
- Open 3* Buffalo Bert, SASS #73683
- Open 4* Chinks
- Open 5* Sasparilla Sundance, SASS #73445
- Ladies 1* Okie Red, SASS #75171
- Ladies 2* Diva Deb, SASS #46740
- Ladies 3* High Noon Shooter, SASS #79214
- Ladies 4* Hobbit

- S Ladies 1* Smokies Shooting Mama, SASS #79447
- J Limited* Pinky Amanda, SASS #78220
- Buckaroos* Boodrow, SASS #73447
- Rifle**
- Open* Roofcat, SASS #76589
- Lady* Outlaw Granny, SASS #73200
- Run Down**
- Open* Kid Dilligaf, SASS #38591
- Lady* Hobbit
- Xtreme Stage**
- Open* Chinks
- Lady* Hobbit
- Performance Horse**
- Open* Kid Dilligaf
- Lady* Hobbit

SASS Eastern National Winners



Buckaroo Boodrow receiving his buckle.



Extreme Stage Winners - Chinks and Hobbit receiving custom saddle racks.



Over All Champions - Chinks and Hobbit.



Run Down Run Off Champions - Kid Dilligaf and Hobbit.



Rifle Champions, Outlaw Granny and Roofcat, with their unique hand-made rifle awards.



Performance Horse Champions - Kid Dilligaf and Hobbit displaying beautiful hand-made awards.



THE CAPGUN KID RIDES ... WITHOUT GETTING HIMSELF KILLED DOING IT

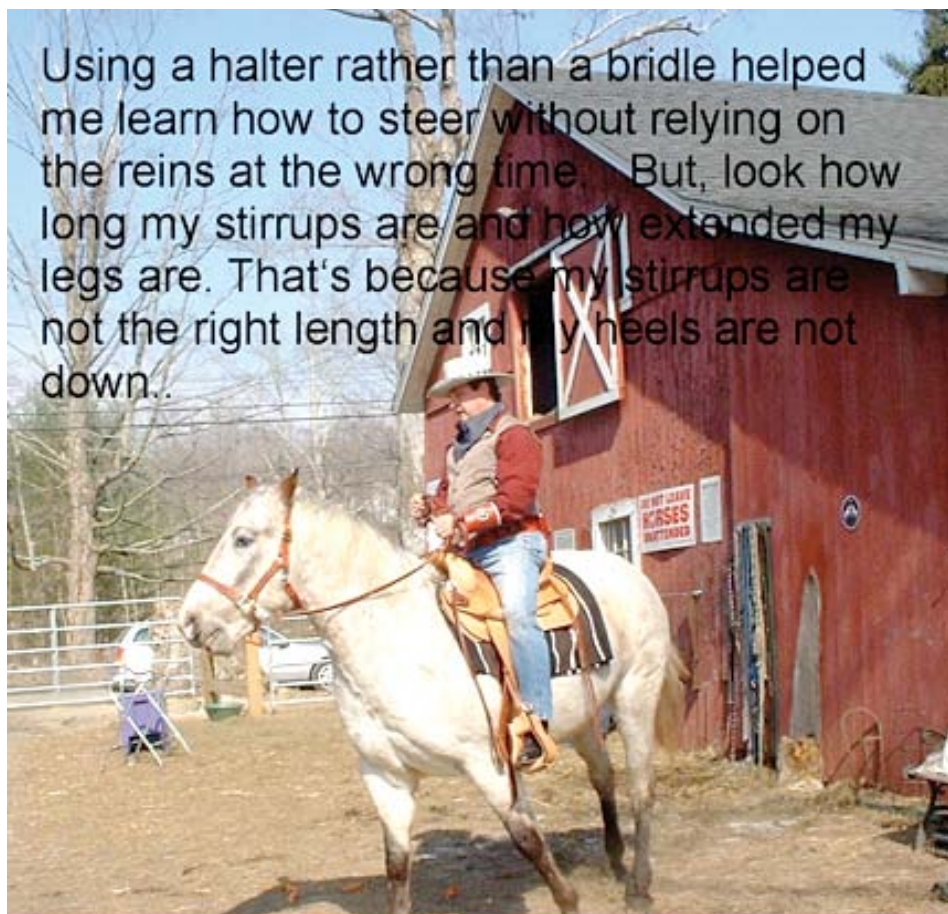
Part Two - How Not to Get Started With Riding Lessons

By The Capgun Kid, SASS #31398

The first horse I ever rode was at a shelter for which I was a volunteer. The first trail ride I ever went on was at that same shelter. The first time the horse under me took off at a dead run was at that shelter, and the first time a horse bucked on me was at that very same shelter. The first time I learned through the urgency of the moment how to stay on a bucking horse was at a shelter. The only time I was ever thrown off was at that same shelter. And, as you would imagine, the first time I learned about living through getting dumped was at that same shelter. And, I'm still here!

There but for the grace of God go I.

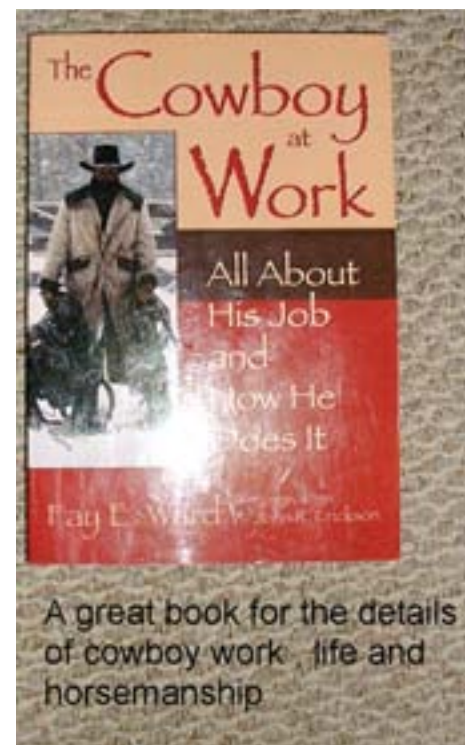
As we covered in the first article, this series is for the Buckaroo who wants to get started in learning to ride and may someday bust a cap on a balloon. The major obstacle to getting started is just that ... getting started. I don't think my tenure in the Marine Corps threatened me as much as did those events at the shelter. I knew what I was in for in Uncle Sam's Misguided Children, but when I mounted for the first time and tried



Using a halter rather than a bridle helped me learn how to steer without relying on the reins at the wrong time. But, look how long my stirrups are and how extended my legs are. That's because my stirrups are not the right length and my heels are not down..



My hands are up and my heels are not down. He's confused and I have little control. So I looked down and made it worse



A great book for the details of cowboy work, life and horsemanship

for the first few months to ride, I had no idea what I was doing right and doing wrong. That's because I was trying to start this project by myself. Don't do that if you want to learn about riding and horses.

I thought it'd be like it was in the movies, and I was about thirty pounds overweight. I also thought that a good place to learn for free (key words ... for free) would be a shelter for abused or neglected animals.

Lesson Number One: A shelter is a great place to learn about horses. However, it is no place to learn about riding.

If you're going to work in a shelter, and I recommend that you do, understand it is a great place to do a lot of groundwork. The people who work there are generally what animal activists ought to be ... in other words, they put out and are not just a bunch of empty-headed demonstrators who want to impose rules in environments where they have no tenure or residence or practical familiarity other than their bleeding hearts and misguided intellect. These folks who

run and work in shelters rescue animals, and the efforts they show in caring for them are admirable. In spite of my own inexperience, they tolerated and taught me, so I have the utmost respect for that kind of animal rights activists.

Unfortunately, at least in the shelter I worked for, nobody had the time to teach me the fundamentals of how to ride. Compound that with the notion that most horses in a shelter are there because they have something fundamentally wrong with them (or worse, wrong with the previous owner who abused or neglected them). So, by the end of my first six months of work at the shelter, I understood horse mentality, how they move and don't move, fundamentals of caring for them, walking them, and guiding them from point to point. I understood how afraid they can be of anything that is before them, and how important it is to be consistent in dealing with a horse. I also learned how quickly you can hurt a horse. I spent a whole summer feeling like a dirt-bag because, in saddling up and riding a gorgeous young gelding, I did not have the experience to see that the shoe he was wearing was supposed to heal his ailing legs. I hurt

(Continued on next page)

(Continued from previous page)

that horse, and have felt remorse for it ever since. On the other hand, now I am a lot more careful about horses. Nevertheless, I still did not learn to ride there. So, here are some of the things I learned whilst staying healthy at the same time.

First, although you should put time in at a shelter to learn how a horse's brain and anatomy work (and, moreover, what happens when they short circuit), do so. Do it BEFORE you try to get in a saddle.

Second, when you think you are ready to learn to ride, look for a place to teach you true western riding, not just show riding. Cowboys used their horses for work, and only afterwards for recreation. Mounted shooting ... if you get that far without being side-tracked by the other joys of riding ... is a variant of that work, just the way rodeo events are.

Get your hands on a book, "The Cowboy At Work," by Fay Ward, University of Oklahoma Press. If I'd had that book from day one, I would have understood what I was looking for in learning how to ride. The book details everything inclusive of training horses for the work a cowboy did and still does. The point here is Mounted Shooting is a derivative of how a working cowboy rides ... steering with the legs, eyes, and one hand to keep the other hand free to do the work ... get it?

If you know what type riding you are looking for, you'll learn where to look for the instructions you need. You may never make it to the point where you own your own horse, or point your sixgun at a balloon, but, by God, you'll surely learn what it was like to ride like a cowboy.

Lesson Number Two: Patience with the horse and patience with the Instructor.

By the time I finally found a stable that could teach me what I wanted to know, I had already built up a repertoire of mistakes. I had been through a highly qualified instructor who taught me all the wrong techniques. Lemme clarify that. She was

a great professional and accomplished rider, but I did not yet know what I wanted. She taught English riding techniques on a western saddle, but I needed to know entirely different techniques. It was my mistake, not the Instructor's. For example, when riding like a working cowboy, you want your boots firmly in the stirrup and sticking just far enough in front of you so you can see your boot tops. That's foundational in western riding for control when the horse stops and is a no-no for the English style.

Leaning slightly back as opposed to forward enough to go butt end over teakettle if the horse stops suddenly is another difference I found. They DO stop suddenly and intentionally try to throw you, especially when their entire careers are carrying around trail riding tourists. Remember, horses see the world differently than we do. Riding English style implies keeping your feet in them tiny, adorable li'l metal stirrups more underneath you and holding the reins with two hands rather than one. In western riding, I rarely held the reins with both hands because I needed a free hand to work with.

By the time I got to a working stable with a real cowboy owner, I had to spend time and money unlearning mistakes and understanding how cowboys have to ride to get their work done. The biggest issue I faced was learning about my balance, and learning to relax in the saddle. It took a long time to figure out that a horse is steered with your eyes, legs, and only as a last resort, your reins. If you yank on the reins as much as you see them do in the movies, you give a horse what is referred to as hard mouth. They become resistant to reins and, therefore, useless.

Lesson Number Three ... It's the collection, stupid.

Collection means comportsing yourself in the saddle where you have balance and can manage the horse. When you get it right, it feels natural and right and like you belong there. The most important thing for western riding collection is keeping your heels down in the stirrups. This

• SASS Presents •

Gunsmoke '08

The "SASS MINNESOTA STATE CHAMPIONSHIP"

September 18 - September 21, 2008
MORRISTOWN, MINNESOTA

(MUST BE A SASS MEMBER TO SHOOT)
CALL SASS RULES APPLY, PLUS A COUPLE OF LOCAL RULES
— 300 SHOOTER LIMIT —

12 Main Stages Side Matches Thursday Awards Banquet Saturday Evening

ALIAS: _____ SASS# _____

NAME: _____

ADDRESS: _____

CITY: _____ STATE: _____ ZIP: _____

PHONE #: _____ E-MAIL: _____

SHOOTING CATEGORY: (CIRCLE ONE)

Traditional	Modern	Duelist	49er
Ladies Traditional	Ladies Modern	Ladies Duelist	Ladies 49er
Senior	Elder Statesman	Senior Duelist	Frontier Cartridge
Ladies Senior	Grand Dame	Frontier Cart. Duelist	Frontiersman
Gunfighter	Young Gun Boys (14-18)	Young Gun Girls (14-18)	Classic Cowboy
B-Western	Ladies B-Western	Ladies Frontier Cart.	Ladies FC Duelist
Backarc (10-13)	Backarc (10-13)	Ladies Gunfighter	Classic Cowgirl
	Ladies Silver Senior (35+)	Silver Senior (35+)	

Main Match Friday & Saturday
 Shoot-Off on Sunday

Main Match Fee: \$75 _____
 Spouse/Family: \$55 _____
 Junior: \$15 _____
 Banquet... (per person): \$20 _____

Mail Entry To:
Cedar Valley Vigilantes
 21250 Independence Ave
 Morristown MN 55052

CHECK US OUT ON THE WEB AT www.cedarvalleyvigilantes.com

means the stirrups have to be the right length. I learned you can't lope with the animal without bouncing around and losing collection unless your stirrups are at the right height. I learned if I could stand in the stirrups while the horse was trotting, I'd learn my balance and feel for my collection in a hurry. It ain't easy.

It took a long time to keep my eyes up, and to turn my body and use my eyes in order to get the horse to turn. Forget about turning on a dime and giving you nine cents change. I'm just talking about getting the ol' walnut brain to turn his entire 1200-pound body in the direction you wanna go while on the move. If your eyes are too far up, and you are leaning too far back, you end up riding too stiffly, and it is impossible to keep said collection. If you don't point your eyes, and then your shoulders in the direction you want the horse to go, the critter doesn't understand what you want it to do. Every single one of my instructors told me the horse can actually feel you shifting your eyes and balance right through the saddle and blanket. It will actually lose confidence in you, get a mite scared, and seemingly wander around taking you with it.

Two years into this, although I had finally learned the basics of riding, I had still not yet dusted a balloon with a sixgun.

Next time ... Saddles
Don't shoot yore eye out, kid.

COWBOY FAST DRAW

Have you tried it yet?
You'll be addicted if you do



Real Guns, Real Holsters, Wax Bullets, the Nicest Folks, and a Whole Lot of Fun

Visit our website at:
cowboyfastdraw.com

Find a CFDA Sanctioned Club and see how easy it is to get started. Ask us how to start your own club, or expand activities of an existing club.

Great Indoor/Outdoor Activity

Cowboy Fast Draw Association
P.O. Box 21
Idaho City, ID 83631
or call Mississippi Marshal at 208-287-0971

—Dedicated to the Cowboy Way—



Gus

Colorado Mountain Hat Co.

P.O. Box 1482 Fairplay Co. 80440 (719) 836-1411
www.cmhats.com email: info@cmhats.com

Smitty or Cherie Slaven

Open Range Custom Hats
At Cowboy Prices

Fur Felt \$195
Beaver Blend \$335
"100" Beaver \$475




BOSTON JOHN DOUCETTE, SASS LIFE #34253

By Ivory Jack McCloud, SASS #8534

Green River, WY – Many of you knew Boston John Doucette, SASS #34253, aka Dave Nelson. I've counted him as my friend for many years now, as we e-mailed each other regularly. Word came to me he has passed away. He was a Life Member of SASS, a poet, and pretty good with a shootin' iron. Boston John was a Christian man who loved his wife, Betty, and held his friends dear.

Boston John Doucette had a massive heart attack. He was 56 years of age. Maybe he knew it was coming; maybe he was ready. He wrote this poem in 2002. I couldn't say it better. He rode well ...



A Cowboy Psalm

Dear God, only You know when I'll reach the end of my trail,
So I want you to know I'm grateful.
A hundred times I've been thrown by life
And a hundred times You've lifted me back in the saddle.
Every morning I see Your smile in the sunrise over the prairie
And taste Your breath in the sage on the wind.
You put the aches in my bones at sunset to remind me that I'm still alive,
And the stars in the midnight sky to keep me humble.
I know that You love me.
When I've thirsted, You've been my drink

And Your words have been my bread.
You catch me when I tangle my spurs,
You keep me from taking the crooked path.
You gave Your Son for my immortal soul.
And I know, Lord, that when I am judged
You won't care how long I stayed on—
But how well I rode.

© Copyright 2002
Boston John Doucette

JACK HAMMER, SASS #28861

By Desperado Dale, SASS #25754

Jack Hammer, Jack B. Chipman Jr., 71, of Panama City, Florida, died March 27, 2008.

Born in LaGrange, Georgia, he resided in this area since 1952. He was a member of Jenks Avenue Church of Christ and graduated from Bay High School in 1955. He worked at Panama Machinery & Supply until 1958, and then worked for Bob Fleming from 1958 to 1966. Jack Hammer started Chipman Construction Co. in 1966.

That same year, he began working as a deputy for the Bay County Sheriff's Department after serving in the BCSD Auxiliary as a lieutenant. Jack Hammer raced stock

cars at the Lynn Haven and Panama City Beach Speedway. He was the founder of the Panhandle Cattle Company Cowboy Action Shooting Club. Jack loved Cowboy Action Shooting™ and guns. He was the Florida champion marksman and Florida champion sharpshooter.

While the Florida State University—Panama City Campus was under construction, he worked as the Bay County building inspector



on the site. He then became the physical plant director when FSU-PC opened, serving in that capacity until his retirement in 2002. After retirement, he became a firearms instructor and a private investigator.

Survivors include his loving wife, a son, two stepdaughters, his father, a sister, four grandchildren, seven step grandchildren, and three step great-grandchildren. Funeral services were held March 30, 2008, in the Heritage Funeral Home chapel with Minister Jack Reece and the Rev. Jason Lowery officiating.



PAYBACK PRINCESS, SASS #20630

By Chico Wood



On May 6th, 2008, Payback Princess, SASS #20630, Kathie Jones, succumbed to amelanotic melanoma. She was known for her positive attitude, her sense of humor, and her love of shooting sports. Always known for her competitive spirit, Payback won High Sierra's Deadly Duo in 2000, and consistently did well in annual shoots with the Roop County Regulators, Mad River Rangers, and King's River Regulators. She is survived by her husband Jim Jivitis, SASS #20629, son Chico Wood, and daughter-in-law Michelle, carrying her Grandchild. Payback, you'll be missed dearly.

**Protect Your Freedoms
Join NRA Today!**

SAVE \$10
* \$10 off the \$35,
1 year regular membership.
Valid with this application only.

Name: _____
Street: _____
City: _____ State: _____ Zip: _____
Telephone: _____ Birthdate: _____

Choose One Magazine: America's First Freedom American Hunter American Rifleman I Year.....\$ 25

Payment Information: Check Credit Card
 AMEX VISA MC DISCOVER UNEMPLOYED

Account # _____ Expiration _____

MAIL THIS APPLICATION TO:
NRA RECRUITING PROGRAMS
11250 WAPLES MILL ROAD
FAIRFAX, VA 22030

Contributions, gifts or membership dues made or paid to the National Rifle Association of America are not refundable or transferable and are not deductible as charitable contributions for Federal income tax purposes. \$3.75 of the annual dues are designated for the magazine subscription. Please allow 4-6 weeks for processing of membership.

XR013677



BLOODRAYNE II: DELIVERANCE

By Nubbins Colt, SASS Life #7802

A 2007 movie thriller (supposedly it's thrilling) that aired recently on the Science Fiction channel (which explains a lot!!!), directed by Uwe Boll (also Executive Producer), screenplay written by Christopher Donaldson and Neil Every, and starring Natassia Malte as Rayne, the daughter of a human woman who was attacked by a vampire, and who is out to rid the world of vampires if she can. Zack Ward co-stars as the vampire, Billy the Kid, and Michael Pare' co-stars as Pat Garrett. If it wasn't for the Western theme, this movie would hardly rate a footnote in *The Cowboy Chronicle*, but in light of the Western theme I felt compelled to do a review. It is completely impossible to tell why they bothered using



Billy the Kid and Pat Garrett as characters; perhaps to give a touch of realism, I am unsure, but it was totally unnecessary and ridiculous and added nothing. I was glad to see Michael Pare', however, as he starred in a somewhat dark, but in any case short-lived, police drama that aired about 10 or 12 years ago

called "Houston Knights," which I enjoyed thoroughly.

For full credit purposes, I will add this: Boll Kino Beteiligungs GmbH & Co. KG and Brightlight Pictures are the production companies, and the distributors are 20th Century Fox Home Entertainment, Visual Entertainment, and Vivendi Visual Entertainment. I think you have to say that when you review a movie.

Apparently, BloodRayne is the name of a video game that has been converted into silly movies. The first film was a much more typical, Gothic-style vampire movie, as I saw about 30% of it, whilst this latter version is a variation on a typical, dare I say, "classic" theme. Good guys, bad guys, hired guns, and scared townsfolk's—you

know the routine. Why anyone plays such silly video games I have yet to determine, but we all know how popular they are. That comment alone will probably insult some readers, but I don't get it, and I have tried to, actually. It so happens I like vampire stories where there is a good vampire trying to be better and trying to rid the world of evil vampires. The now cancelled and largely forgotten "Forever Knight" of the 1990's was just such a series, as is the present day "Moonlight." Anyway, your Nubbins has weird tastes. So, what else is new?

So, why would I even bother mentioning this in *The Cowboy Chronicle*? It's really simple – if you like to watch interesting Old West



Nubbins Colt, SASS Life #7802

movies, with good costuming, great gunplay, including a Gatling gun, this movie is a fun 90 minutes of TV time. Natassia Malte is fun to watch, as she's very hot, guys, and despite the overall foolishness of the story, it has some interesting twists and turns, and the main characters are just amusing and fun. So, there you have it – it's silly, it's weird, and it's a fun diversion with guns and horses, so what could be bad? ©

(c) 2008 J.

SASS & RR Bar Regulators Proudly Present

LAST STAND AT CHIMNEY ROCK

2008

SASS Western Regional Cowboy Action Shoot

OCTOBER 9-12

LUCERNE VALLEY, CALIFORNIA

Proud Winners of 2007 SASS Woolly Award For Best Club of the Year



Conventioners Shoot Side Matches & Conventioneer's Stage for Awards

Photo Credits by Frederick Jackson Turner & The Ploughboys

Side Matches & Pot Shoots;
Territorial Governors' Meeting;
R.O. Classes;
Main Match; Team Shoots;
Costume Contests;
Friday Night Poker Tournament
Benefits Happy Trails Children's Foundation;
Saturday Night Dinner & Dance

All Weekend Long Costume Contest

Shopping on Sutter's Row

Entertainment

Great Food

Conventioneer's Stage

LIMITED TO 240 SHOOTERS

Full Match Details & Registration Confirmation Found on the Web at www.rrbar.com

Per Mailed Application Call Elia Watson 760-968-0758

Martin

HENRY

SASS

BROWNELLS

ALMA CHAPPA

WILD WEST MERCANTILE

Billen Exhibition



CIMARRON'S NEW 1858 REMINGTON CONVERSION

By Jubal O. Sackett, SASS #22531

I just got Cimarron's new '58 Remy. Why would I be interested? Well first of all, it is just like the gun I got from Cimarron to make the "fancy" gun carried by Chance in "Hell to Pay." That gun started out blued, cap and ball, with wood grips. I took it to Buffalo Brothers for a polished nickel finish and Ivory scrimshawed grips. Since we shoot blanks on the movie set, we also put a cartridge conversion on the "Chance" gun. It worked pretty well, only every time I had to reload it, I had to take the cylinder out of the gun, load, and reinstall the cylinder. That takes time, so I was asking about a better, faster way of getting the job done. Cimarron proprietor, Mike Harvey, took the issue to heart and gave us a real good alternative conversion. (Almost sounds politically correct, doesn't it?)

The gun is a tried and true '58 Remy with a few new twists. It not only has the charging rod under the barrel, but it also has an ejector rod fitted right in there as well. You hardly notice it. The charging rod is notched to accept the hand of the ejector rod so it is locked in place while the "cap" gun is in use ... a great idea.

The new cylinder slips in just a little differently from the cap and ball cylinder. You tip in the backing plate, which includes the firing pin in the plate frame, and then open the loading gate to slide the cylinder into the pistol frame and backing plate. Real easy, real neat, real slick, and when it comes to reloading cartridge ammo, you just treat it like a cartridge gun! Now for about the price of a nice cap and ball '58 Remy in .44, you also get a .45 caliber cartridge pistol as well because you get both cylinders when you buy this gun off the shelf.

The fit and finish of the gun I tested is quite good. All of the wood and metal match up nicely. I did not take the gun apart, but did not feel any dragging in the action. The trigger was smooth; the break was crisp; and the pull was about average for a gun off the shelf. The balance of the 8" barreled .44/.45 is nice for a gun its size. Cimarron has a 5" barrel that should be available soon. So, you can shoot your .44 in the Plainsman side-matches, and without changing guns, you can shoot



Cimarron has taken the well-respected 1858 New Model Army/Navy and improved it for the modern shooter's needs. The 1858 New Model Army was originally made in rimfire and center fire metallic cartridges and priced for the civilian trade at \$9. Like the 1872 Open Top, these revolvers were not converted from a percussion model but instead were manufactured to fire a cartridge.
MSRP: \$510.90

in Classic Cowboy, Frontier Cartridge, or just about any other category with your .45 smokeless or blackpowder cartridges. Very versatile, like all good cowboys ... with either cylinder the gun weighs just about the same.

I took the gun to the range to try out the cylinder on the cartridge conversion first. To make this article a little more relevant to the shooters who will be interested in this set up, I decided to test fire offhand at 7 and then 10 yards. The assumption being that you would like to know what it would shoot like for you at a match.

I was prepared to be impressed, and I was. It seems, since I have not shot "real" .45's for a while, I flinched once on each cylinder. Notice the groupings for four—clearly I have some work to do in the practice department!

To give the gun a good test, I obtained three boxes of ammo, Great Basin, Remington, and once fired reloads. Apparently the gun is not picky, because it shot all three sets of ammo well.

7-yard Shooting

I was fairly steady on the initial four rounds, but had a flyer on the once fired reloads, and on each string I had at least two rounds in one hole on each type of ammo. Since all the



ammo patterned nicely, I decided to move back to ten yards.

10-Yard Shooting

The Great Basin cartridges were 200 grn, RNFP "light" loads for a .45. You could cover three of five holes with a quarter. The next cylinder was the once fired reloads, 225 grn. RNFP and resulted in another nice grouping if I do say so myself. The final cylinder was Remington 225 grn RNFP Remington High Velocity ammo, which also looked great.

Percussion Shooting

The next set of targets would be a challenge for me, as I have not really shot cap and ball before. Those that were at the Huntsman Games this year will remember I tried to shoot the Plainsman Match. I say tried, because I did not quite finish the first stage before I had jammed each pistol and the borrowed single shot rifle; the shotgun went ok ...

For those interested in trying out the Plainsman category and/or Classic Cowboy, I can recommend Cimarron's "new" '58 Remington.

I decided the cap and ball shooting test would be limited to seven yards and three rounds per cylinder for two reasons. (1) I was shooting blackpowder or substitutes indoors and (2) with the blackpowder, I was not sure how much fouling I would have.

Aside from the inability to see the indoor target after three rounds, shooting cap and ball was

(Continued on next page)

(Continued from previous page)
 fun. I obtained a loading lever block and dropped the cylinder out of the frame into the loading block. I measured 1-cc of powder of each type in three chambers, and topped each with a wonder wad and a .457 round ball. It is easier to do than to describe ... I seated each round, dropped the cylinder back in the frame, and fired. Since I had four different powders, I also tried several different percussion caps just to let you know how it worked out.

Starting with APP FFFg and Remington #10 caps, I placed the front sight at the top of the notch of the rear sight, and on the 10 ring—three rounds two holes! Shooting a little low from POA. Next, I loaded Goex FFg and used RWS #1075 caps—three holes almost touching. Back to subs, I loaded Pyrodex under a CCI #10 cap. First shot was in the six ring; second in the six ring, and third in the 10 ring. I had to go around on two of the caps before ignition.

Finally, I decided to give it my best, so I loaded Goex FFFg under Remington #10 caps. Eight, Nine, and Ten ring you could place a quarter over! Clearly the gun shoots straight and likes blackpowder. It was also clear to me the Remington likes Remington caps and a little more than 1-cc of powder.

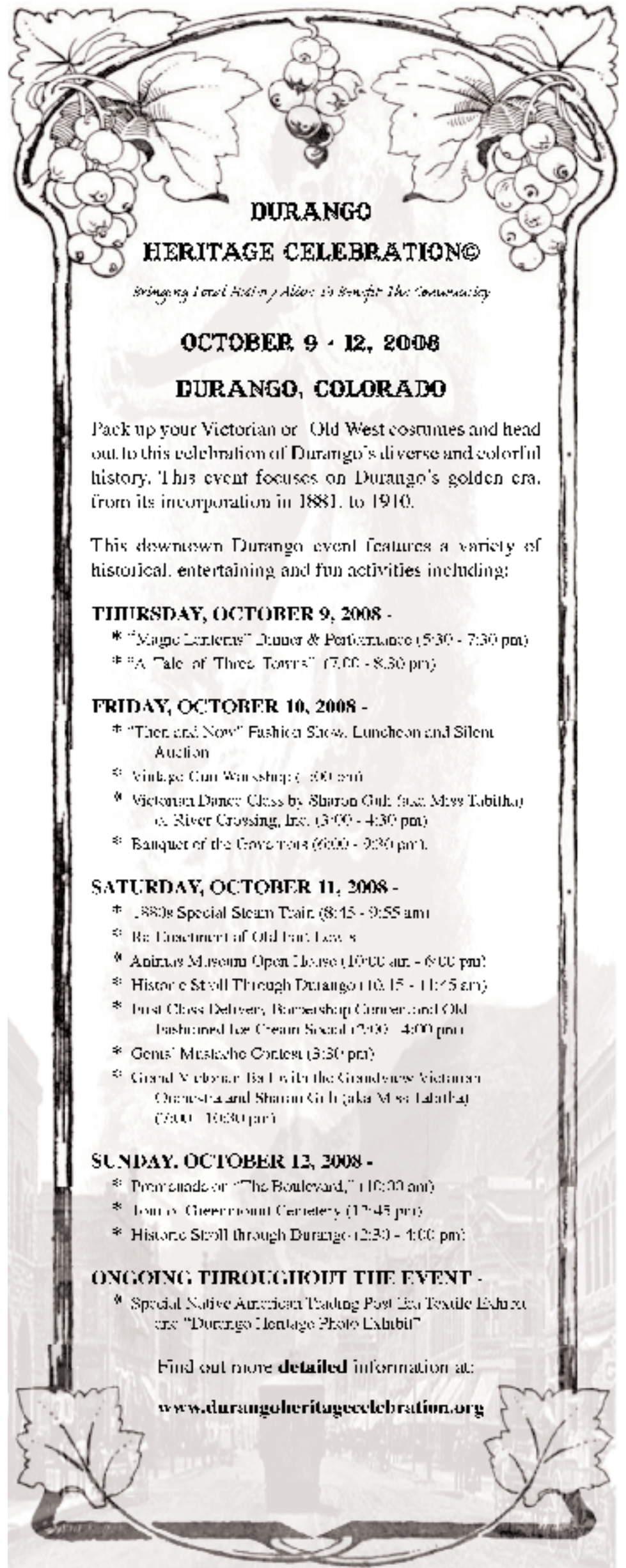
The APP was easy to shoot and easy to clean. I cleaned the cylinder and barrel between each powder just to be fair. Looking at the cleaning patches and cylinder, this gun could

shoot up to six stages without a tear down and clean. Of course, if you are removing the cylinder to load at each stage, you will have the time and opportunity to clean the cylinder and even the barrel. I would be confident in shooting these guns for the entire Plainsmen match.

I like the fact the gun meets the five-foot test—just looking at the gun it appears original in design. It is only when you look closely you realize there is an ejector rod, as well as the reloading lever under the barrel. The cartridge cylinder and backing plate blend nicely into the frame and look “original.” The walnut grips are standard size, shape, and feel. You could mix this ‘58 with a Cimarron ‘58 cap and ball or cartridge gun and not notice a difference.

While at the range several new shooters asked if they could try out the gun, seeing the clouds of blackpowder did draw a lot of attention. No complaints from anyone who shot the gun, but a couple of “modern” shooters allowed as how they would like to take up Cowboy Action Shooting™ just to get the chance to shoot these guns more often. That was about as good a recommendation for a .45 as I could give.

I plan to get a couple of the 5" models to try in Classic Cowboy and in Plainsmen. I have been told once I learn how to set up and lube the guns correctly, I will have a lot of fun shooting them. If the shooting I have already done is any indication, this will be a great new part of Cowboy Action for me. *J.*



DURANGO

HERITAGE CELEBRATION

Bringing Local History Alive to Benefit the Community

OCTOBER 9 - 12, 2008

DURANGO, COLORADO

Pack up your Victorian or Old West costumes and head out to this celebration of Durango's diverse and colorful history. This event focuses on Durango's golden era, from its incorporation in 1881, to 1910.

This downtown Durango event features a variety of historical, entertaining and fun activities including:

THURSDAY, OCTOBER 9, 2008 -

- * "Vintage Ladies" Dinner & Performance (5:30 - 7:30 pm)
- * "A Tale of Three Towns" (7:00 - 8:30 pm)

FRIDAY, OCTOBER 10, 2008 -

- * "Then and Now" Fashion Show, Luncheon and Silent Auction
- * Vintage Gun Workshop (9:00 am)
- * Victorian Dinner Class by Sharon Galt (aka Miss Tabitha) & River Crossing, Inc. (3:00 - 4:30 pm)
- * Banquet of the Governors (6:00 - 9:30 pm)

SATURDAY, OCTOBER 11, 2008 -

- * 1880s Special Steam Train (8:15 - 9:55 am)
- * Re Enactment of Old Fort Lewis
- * Antique Museum Open House (10:00 am - 6:00 pm)
- * Historic Stroll Through Durango (10:15 - 11:45 am)
- * First Class Delivery, Bannershop Corner and Old Fashioned Ice Cream Social (2:00 - 4:00 pm)
- * Gents' Mustache Contest (3:30 pm)
- * Grand Victorian Ball with the Grandview Victorian Orchestra and Sharon Galt (aka Miss Tabitha) (7:00 - 10:30 pm)

SUNDAY, OCTOBER 12, 2008 -


- * Premade or "The Boulevard," (10:00 am)
- * Tour of Greenwood Cemetery (12:45 pm)
- * Historic Stroll through Durango (2:30 - 4:00 pm)

ONGOING THROUGHOUT THE EVENT -

- * Special Native American Trading Post and Textile Education "Durango Heritage Photo Exhibit"

Find out more **detailed** information at:

www.durangoheritagecelebration.org

RUCKUS IN THE NATIONS

THE 4th
OKLAHOMA STATE CHAMPIONSHIP
September 18th-21st 2008

Thursday-Check-in, Side Matches
Friday-Check-in, 6 Main Match Stages
Saturday-4 main Match Stages
Saturday evening-Banquet [at Civic Center in Wagoner]
Sunday-Team Shoot, Man on Man

<p>\$85.00 1st Shooter</p> <p>\$65.00 spouse</p> <p>\$55.00 Under 16</p> <p>\$15.00 Banquet- Non Shooter</p> <p>\$15.00 2-day lunches-non shooter</p> <p>\$20.00 Per shooter late fee</p>	<p>SASS RULES APPLY</p> <p>SASS MEMBERSHIP REQUIRED</p> <p>ALL SASS Categories Available</p> <p>Deadline, September 9, 2008</p> <p>Refunds before Sep. 9 minus \$15 Banquet fee - no refunds after 9/9</p>
--	--

Total _____ Make Checks Payable to ITSASS

NAME _____

ALIAS _____

Address _____

SASS # _____ Category _____

Phone # _____ Email _____

For additional shooters use another form and staple together

Mail To : John West [aka] BlackRiver Jack
 P.O. Box 2
 Checotah, OK 74426-9792



*Tuolumne Lawman,
SASS Life #6127*

ALCHIMISTA'S 1873 COLT WITH 1860 ARMY GRIP FROM EMF

By Tuolumne Lawman, SASS Life #6127

Since it has been a number of years since I have covered any Colt 1873 or its clones, let's cover the history of the original (as that is my custom) before getting into a review of the reproduction.

SINGLE ACTION ARMY HISTORY

The westward moving pioneers, Cowboys, and Indian fighting Army carried a wide variety of side arms prior to 1873. These include 1851 and 1860 Colt percussions and their cartridge conversions, 1858 Remington percussions and cartridge conversions, and even Smith and Wesson #3 American revolvers in both .44 Henry Rim-fire and .44 S&W American. The Army used most of the aforementioned revolvers on the frontier in varying quantities. With the increase in violence between the Native Americans and the encroaching settlers, they were particularly interested in the rapid firepower of self-contained metallic cartridge revolvers. With this rapid reloading capability, and in an effort to standardize in the early 1870s, the Army sought a durable, robust, and powerful sidearm with which to arm the U.S. Cavalry. Colt submitted the prototype 1873 Single Action Army for trials, along with their new, proprietary .45 Colt cartridge. The Colt offering was a single action, solid frame revolver with a 7 1/2-inch barrel and fixed sights.

This .45 caliber cartridge itself was a vast improvement over any of the revolver calibers in use up to that time. It used a 250 to 255 grain conical lead bullet over 40 grains of coarse (FFG) blackpowder in a balloon head case. This potent revolver round developed well over 400 lbs. of muzzle energy, more than double that of the percussion revolvers, and cartridge conversions. The round was so brutal in recoil, though, that the army eventually reduced the powder charge to either 30 or 35 grains (depending on what source you read) to reduce the recoil. Even in this somewhat reduced load, it was still a potent

stopper, equivalent to a modern .45 ACP in a 1911A1 pistol. (Author's note: current .45 Colt brass has a solid head, and will only take about 35 grains of blackpowder. About twelve years ago, I found some old balloon head .45 Colt cases. I loaded these with 40 grains of FFFG Goex under a 255-grain bullet and fired them from a martial marked Henry Nettleton 1873 Colt SAA. Boy, did it buck and roar!!!!) A man



The EMF Great Western II with the optional 1860 grip is the same gun Alessandro Pietta, "Alchimista," carries in SASS matches in Europe. Quite possibly, it is one of the best Cowboy Action revolvers out there!



Note the fine checkering and the slim and elegant, longer brass grip frame of the 1860 Army.

To most of the world, the Colt 1873 Single Action Army revolver is the gun that tamed the Old West. For over a century, the saying "God created man, Samuel Colt made them equal" has been ingrained in us from our earliest youth. Even among today's Cowboy Action Shooters, some insist "Real Men Shoot Colts," while most of the others "only" shoot 1873 Colt Single Action Army clones.

The fact that "Real" Colts are well out of the average person's budget, however, (\$1,800 and up for new Colts, and two to three times that for vintage ones), gave rise to a booming industry in Italy producing replica firearms at very modest prices. One of the foremost of these producers is F. Ili Pietta. Alessandro Pietta, otherwise known by his SASS alias of "Alchimista," has been involved in Cowboy Action Shooting™ for quite some time, and is a driving force of Cowboy Action Shooting™ in Europe. (He insists his father is Mr. Pietta, not him. He is Alchimista.) F. Ili Pietta has now created an excellent 1873 Peacemaker clone in collaboration with Boyd Davis at EMF. EMF markets this 1873 style revolver under its registered trade name of "Great Western II." Pietta has now taken that one step further and created what I feel will be a classic!

In Italian, Alchimista means Alchemist. The dictionary defines an Alchemist as "one who practices alchemy ... concerned principally with discovering methods for transmuting baser metals into gold." Well, Alchimista has certainly turned steel into gold with his latest offering of the Great Western II. It is a model he personally designed and carries in SASS matches in Europe. It is a 5 1/2" barreled 1873 clone in .45 Colt, with a the longer brass 1860 Army grip and checkered stocks!

shot with a .45 Colt in the torso generally noticed it immediately, no matter how excited and full of adrenalin he might have been. The fight would almost certainly be over very quickly.

The Colt Single Action Army revolver itself (or 1873 SAA for short) was an improvement over the percussion and cartridge conversion revolvers of the day. The 1873 SAA had a robust solid frame with a top strap (initially developed by Ryder and Remington prior to the Civil War), rather than the inherently weaker strapless, two-part frames of the original percussion Colts and the cartridge conversions of those revolvers. It has very few moving parts, and these, for the most part are very strong. I have had several First Generation Colts, the most recent being a 1902 made .38WCF (.38-40) Single Action Colt. Though very well worn and somewhat loose from many years of use on horseback, it still fired EVERY time I pulled the trigger, and could shoot a tighter group than I could hold!

Also known as the "Peacemaker," the 1873 SAA was an instant success, not just with the Army, but civilians as well. With its simplicity of design and ease of repair, it was a favorite on the frontier with lawman, badmen, gunmen, and cowboys. Initially offered only in .45 Colt, in 1878 it was released in .44WCF (.44-40) and marketed as the "Frontier Six Shooter" to be a companion piece to the popular 1873 Winchester. In 1886, it was also released in .38WCF (.38-40), also a companion for the newer Winchester 1873's chambered in that caliber. In all, between 1873 and 1941, the Colt SAA was offered in over 30 different calibers from .22 to .455 Webley!

In the mid 1890's, the 1873 Single Action Army was replaced with a .38 Colt double Action model 1892 revolver as standard Army issue. The Model 1892 .38 proved to be such a poor stopper in the Philippine Insurrection and Spanish American War (its dismal performance not equaling a modern .380 auto), that the old Colt Single Action Armies were resurrected and re-issued. Many of these had their barrels cut to 5-1/2" to make them handier to use in the dense jungles. These have been commonly called "Artillery Models." The 1873 SAA remained popular with the Army until the issuing of the Model 1911 Colt .45 ACP semi-automatics just prior to World War One.

To say General George Patton (of World War Two fame) was a fan of the 1873 SAA is an understatement. In 1916 he accompanied "Black Jack" Pershing on the punitive expedition.
(Continued on page 89)

CARTOON CAVALCADE AT MULE CAMP 2008

(Continued from page 1)

generously offered to pay the Blackpowder Match portion of your entry fee! Imagine being a shooter sponsored by Hodgdon/IMR—it could be you!

The Saturday Night Gala was again filled with music, gambling, raffles, costume contests and auctions—an auction that raised a very generous \$1,830 for the SASS Scholarship Fund. Good job to all!

The State Challenge was fought out among the Florida, Georgia, and North Carolina cowpokes with North Carolina's team taking the prize again this year. And what was the prize? A free match for each on the North Carolina team at next year's Mule Camp!

San Quinton ran the Awards Ceremony like the old pro he is, and I'd be more than negligent if I didn't highlight the awards themselves this year. Unique 3-D plaques with raised Mule Heads, buckles, full figure cut out, hand painted wooden Mules for the side matches, and two exquisite bronze Mules to the two Top Guns that set back the Mule Camp strong box \$900 apiece!

Well, don't get to thinking I was the only one who had something to say about this year's unique Cartoon festival at Mule Camp. Hanging around the Wire and exchanging

emails with some excited cowpokes is my way of keeping an ear to ground to see what others thought about the whole shebang!

Prestidigitator, the overall Match winner, Men's Lead Mule, and new Southeast Champ; "I thought it was a great match. Not only were the stages great, but the people were nice and polite. I look forward to going back next year."

Sixgun Sallie, the Ladies Lead Mule and Southeastern Champ, "Winning was totally unexpected. I was brought to tears by the ovation I received from my fellow Cowboys. Dingo and I had a wonderful time. The Mule Camp Cowboys did a great job, as always." Wilbur Rexroat; "Always a favorite match for us!" Leatherneck; "Diamond Lilly and I had a great time and are looking forward to working the match next year. As always you're a class act." Mose Spencer; "... it was refreshingly delightful. We had a good time and the stages were fun. Banquet air conditioner worked great, food was good, and overall a very positive match." Click-Bang; "It was a RIOT! I feel sorry for those of you that didn't make



Prestidigitator and Sixgun Sallie won it all! They are the overall Mule Camp winners and the new Southeast Regional Champions. Congratulations!

it. Everything was run like clockwork. The Mule Camp Cowboy's deserve a standing ovation. I can't wait 'till next year!" Tuco Forsyth; "Indeed, a big time was had!" Crazy Emmitt; "Cameo Rose and I had a blast. We'll ride this way again." Gun Dawg; "The Mule Camp Cowboys deserve a big thank you for all the work that went into this Mule Camp. We had great stages, good food, and great vendors. I have attend-

ed this shoot every year since 2000, and it just keeps getting better and more fun every year. Thank You San Quinton and all the Cowboys that helped you make this year a real success." Dr. Damascus; "I enjoyed every minute of it and already looking forward to next year." Ruckus Ralph; "Mule Camp was a GREAT shoot. This was my first time there, BUT won't be my last. I will be there again next year, as long as the Lord is willing and the creeks don't rise. Great shoot and Super great people there."

On a more personal note, my proudest moments came at the Saturday Gala when I was inducted into the Dooley Gang and at the awards ceremony when I got to hand out 35 Clean Match Awards, honoring our newest Mule Camp Immortals.


These 35 Immortals shot an absolutely perfect match and were rightfully recognized with a unique certificate and a coveted SBSS sticker.

Put this event on your "must do" list for next year to be held 21-25 May—you'll have a grand old time just as we did this year. See y'all at Mule Camp 2009! 🐾

HIGHLIGHTS on pages 72, 73

Winners							
Lead Mules & Southeast Regional Champions		<i>Junior</i>	Badlands Drifter, SASS #68560	<i>F C Duelist</i>	Doc Roy L Pain	<i>Speed Pistol</i>	
<i>Man</i>	Prestidigitator, SASS #52251	<i>L Junior</i>	Cracklyn Jaclyn, SASS #66976	<i>Frontiersman</i>	Buffalo Brady, SASS #24830	<i>Man</i>	Prestidigitator
<i>Woman</i>	Sixgun Sallie, SASS #38989	<i>L 49er</i>	Sixgun Sallie	<i>F Cowboy</i>	Black Jack Beeson	<i>Lady</i>	Dew R Dye, SASS #59089
Main Match Winners		<i>L B-Western</i>	Louisiana Lady, SASS #34986	<i>Gunfighter</i>	Lassiter	<i>Speed Rifle</i>	
<i>49er</i>	Long Hunter, SASS #20389	<i>L Duelist</i>	Iron Maiden, SASS #67188	<i>L F Cartridge</i>	Cameo Rose	<i>Man</i>	Santa Fe River Stan, SASS #36999
<i>Buckaroo</i>	Levi Creed, SASS #79799	<i>L F C Duelist</i>	Cameo Rose, SASS #18029	<i>L Gunfighter</i>	Wicked Wanda	& Side Kick, SASS #40914	
<i>Buckarette</i>	Hawkeye Gin, SASS #44595	<i>L Modern</i>	Rose Louise Reasoner, SASS #12516	<i>Plainsman</i>	Rose Louise Reasoner	<i>Lady</i>	Dew R Dye
<i>B-Western</i>	Copperhead Joe Black, SASS #39162	<i>L F C Duelist</i>	Rose Louise Reasoner, SASS #12516	<i>Senior</i>	Uncertain Tex, SASS #69474	<i>Speed Shotgun</i>	
<i>C Cowboy</i>	Wheelgun Dun, SASS #59360	<i>L Gunfighter</i>	Dakota Lil, SASS #13593	<i>Traditional</i>	Two Rig A Tony, SASS #54423	<i>Double</i>	
<i>C Cowgirl</i>	Wicked Wanda, SASS #28122	<i>L Senior</i>	Kill-Em-All Kate, SASS #45804		Copperhead Joe Black, SASS #39162	<i>Man</i>	Jake Dunson, SASS #16008
<i>Duelist</i>	Potshot Parker, SASS #35906	<i>L S Senior</i>	Ms Jewel, SASS #62556	Wild Bunch		<i>Lady</i>	Louisiana Lady
<i>E Statesman</i>	Regulator Rude, SASS #19615	<i>L Traditional</i>	Stage Coach Sally, SASS #26400	<i>Traditional</i>	Delta Glen, SASS #39197	<i>Pump</i>	
<i>F Cartridge</i>	Silver City Rebel, SASS #38607	<i>Modern</i>	Short Stuff, SASS #42262	<i>Modern</i>	Doc Molar, SASS #18470	<i>Man</i>	Justin S. Accurate, SASS #52652
<i>F C Duelist</i>	Doc Roy L Pain, SASS #28321	<i>Senior Duelist</i>	Deadlee Headlee, SASS #54317	Side Matches		<i>Lady</i>	Dew R Dye
<i>Frontiersman</i>	San Quinton, SASS #4818	<i>Senior</i>	Deadly Sharpshooter, SASS #35828	<i>Pocket Pistol</i>		<i>Man</i>	Lassiter
<i>F Cowboy</i>	Black Jack Beeson, SASS #11523	<i>Silver Senior</i>	River Rat Randy, SASS #52574	<i>Man</i>	Prestidigitator	<i>Long Range Single Shot Rifle Caliber</i>	
<i>Grand Dame</i>	Buxom Boo, SASS #23067	<i>Traditional</i>	Sunshine Billy, SASS #28919	<i>Lady</i>	Louisiana Lady	<i>Man</i>	Deadlee Headlee
<i>Gunfighter</i>	Lassiter, SASS #2080	Blackpowder	Prestidigitator	<i>Derringer</i>		<i>Lady</i>	Parlor House Pearl, SASS #34630
		<i>49er</i>		<i>Man</i>	Nunn Faster, SASS #51021	<i>Lever Action Rifle Caliber</i>	
		<i>F Cartridge</i>		<i>Lady</i>	Annabel Lee, SASS #29018	<i>Man</i>	Navajo Kid, SASS #5656
				<i>.22</i>		<i>Lady</i>	Prairie Scooter, SASS #16699
				<i>Man</i>	Nunn Faster	<i>Lever Action Pistol Caliber</i>	
				<i>Lady</i>	Pearly R Mateeth, SASS #29198	<i>Man</i>	Deadlee Headlee
						<i>Lady</i>	Circle City Blondie, SASS #71563

CARTOON CAVALCADE



AT MULE CAMP 2008





Pike Peaked!

By Bob Boze Bell, SASS #50,000



Celebrating the holidays in Jacob 'Jew Jake' Huis' saloon in newly named Larksky, Montana, the town's namesake, Powell 'Pike' Larksky, is holding forth with his neighbors and friends at around 10:30 in the morning.

Melting snow has clogged the stove pipe in the store/saloon, and a young kid has been brought in to clean it out. Jew Jake hobbles around behind the bar on his one leg (the other was lost during a gunfight in Great Falls). He sets a bottle and glass on the bar in front of Larksky, who gets ready to take his first drink of the day.

Stepping in out of the cold, cowboys Lorie (pronounced L-O-r-i-e) Logan and Jim Thornhill, his neighboring rancher and partner, pass through the saloon into the clothing store. Their mission is to neutralize a gunman named Charles Hogan (a hanger). Thornhill orders 25 cents worth of apples as he and Lorie take up positions to handle Hogan when the fireworks start.

A few moments later, as planned, Harvey Logan, a.k.a. Kid Curry, comes in the front door. Kid Curry's younger brother John stays outside and guards the front door with a Winchester. Kid Curry advances straight toward Larksky and aggressively slaps him on the shoulder, knocking the bottle out of his hand. When Larksky turns, Kid Curry punches the noted brawler in the face with all his might.

When the two clinch, both Lorie and Thornhill step forward, yelling out, 'Fair fight!' Larksky's friends, including Hogan, are intimidated and hold back from joining in.

As the men punch each other and scuffle, Kid Curry's pistol falls out of his coat pocket onto the floor. Thornhill fetches the Colt .45 by the barrel so no one can accuse him of assault (Larksky's friends later allege Thornhill waved it at



The night before the fight, at a Christmas dance in John Logan's living room, Harvey and Larksky have words and they both agree the next time they meet, one of them will die.



Harvey Logan (seen here with his so-called dove girlfriend, Annie Rogers) is by all accounts a good cowboy, but he is an avid reader of dime novels and is dead set on being a bad man. He never succeeds.

bystanders, warning, 'The first man that makes a move will be killed')

Larksky is a quizzed, experienced brawler. He gets the advantage on Kid Curry, kicking out of the smaller man while trying to gouge out his eyes. Kid Curry manages to get on top, pummeling the much bigger man until Larksky cries out 'Enough!'

A mining friend of Larksky, Thomas Carter, asks Lorie to intercede, saying that Larksky has clearly had enough. Lorie allegedly replies, 'He has not got enough for what he has done to us.'

Thornhill finally convinces Kid Curry to let go of Larksky. The combatants stagger to

their feet, and Larksky reaches in his coat and pulls out a semi-automatic pistol (an 1893 Borchardt). As he does, he calls Kid Curry a coward for attacking him without cause (Larksky doesn't fire his pistol, one account claims he does, but either the gun misfired or he failed to chamber a round).

Thornhill pitches the .45 to Kid Curry, who fires a shot in Larksky's gut. Curry fires three times in all, with two slugs hitting Larksky and one going away. Larksky falls to the floor and dies in about five minutes.

Brother John rounds up the cowboy wagon, and the four make their escape.



Jew Jake's saloon explodes with violence as bystanders head for the back door.

Harvey "Kid Curry" Logan is arrested and judged to have acted in self-defense at an inquest. When a trial date is set, he believes he will not get a fair trial, so he flees.

His brother Lennie stays in town. On May 14, 1895, a jury finds Lorie not guilty in the death of Pike Larksky. More than two months later, a bench warrant is issued and served on Jim Thornhill. His case is dismissed without trial on December 2.

Kid Curry, having long fled the country, is never tried for Larksky's murder. *B*

Bob Boze Bell is the executive editor of True West magazine and the author of six illustrated books about the Old West. He writes a daily blog at twinj.com.






Joe Fasthorse Harrill, SASS #48769

LITTLE KNOWN FAMOUS PEOPLE WAY OUT WEST -

Sam Sixkiller

By Joe Fasthorse Harrill, SASS #48769

SAM SIXKILLER was born in the Going Snake District of the Cherokee Nation in 1842. At age 19, he joined the Union Indian Artillery Company commanded by his father, Redbird Sixkiller. Sam was appointed High Sheriff of the Cherokee Nation in 1875, and five years later became the first Captain of the U.S. Indian Police at Muskogee, one of the most dangerous towns in the Wild West. During his service, Sixkiller dealt with cattle rustlers, train robbers, bootleggers, and murderers. Capt. Sixkiller was murdered on the streets of Muskogee in 1886.



SINGLE ACTION!

Enter To Win a "Custom By Bob Munden" Engraved Colt And This Beautiful Rig!

Tax Deductible 501(c)(3) Corporation

5 Tickets for \$20.00

5 tickets for \$20.00 minimum purchase

RAFFLE DONATIONS SUPPORT THE SASS SCHOLARSHIP FOUNDATION

Munden Premier Single Action Revolver
.45 CAL COLT • NICKEL SCREWS, 4.63" BBL, CUSTOM BY BOB MUNDEN™ ENGRAVED ON BARREL, COLT WALNUT GRIPS WITH GOLD COLT MEDALLION
 RETAIL VALUE \$3300

Long Hunter 8-Western Single Rig
CUSTOM BUCKLE • HAND TOOLED WITH STUDS, MASHGANT WITH HAND PRINTED BLACK INLAY
 RETAIL VALUE \$550

To Purchase Tickets Call: 877-411-SASS
or Visit Us Online at: www.sassnet.com

Entry Deadline November 21, 2008

Pistol Donated by Munden Enterprises, Inc.
 Gun Rig Donated by Kirkpatrick Leather Co.

Winner will be selected by random drawing at the 7th Annual SASS Convention, Saturday December 19th, 2008. Employees or family members of SASS are not eligible to participate. You need not be present to win. No maximum number of entries.

SASS CORPORATE MEMBERSHIP APPLICATION

Become a SASS Corporate Member Today!

Join Now

The Single Action Shooting Society® is proud to offer Corporate Memberships to businesses involved in SASS® and Cowboy Action Shooting™.

These annual memberships are designed to identify and offer special benefits to businesses that support SASS® and its membership.

Show your support by becoming a SASS® Corporate Member and let the industry and the SASS membership know you are part of our family.

SASS® Corporate Memberships run from January through December and are renewable annually.

Support

Annual SASS® Corporate Memberships give businesses the opportunity to show their support of SASS and the Cowboy Action Shooting™ community. Corporate Membership offers a unique package of benefits. By becoming a SASS® Corporate Member, you will be helping insure the future of SASS® and the sport of Cowboy Action Shooting™ as well as preserving the history of the Old West.

Fees

One-year Corporate Memberships are \$500 and provide your company with many worthwhile benefits, including multiple subscriptions to The Cowboy Chronicle, the SASS® Monthly Journal, license to use the SASS® logo in ads and promotions, a banner link on the SASS® Web Site as well as an identifying framed certificate.

SASS® Corporate Members can sign up by completing and returning this application with payment, or on-line at www.sassnet.com.

Benefits

- SASS Corporate Members receive the following benefits:
- Five subscriptions to The Cowboy Chronicle
- Five SASS® Marshal Lapel Pins
- Five SASS® Decals
- License to use the SASS® logo in ads and promotions
- Banner link on a SASS® Web Site special Corporate Member page
- Periodic company listing in the The Cowboy Chronicle
- Custom framed membership certificate

Visit www.sassnet.com or call 1-877-411-SASS

SASS Corporate Member Application ~

Yes ___ Sign us up as a Corporate Member

Company: _____

Address: _____

City: _____ State: _____ Zip: _____

Phone: _____ Fax: _____

e-mail: _____

Web Site Address: _____ Contact: _____

Please list up to five recipients for Cowboy Chronicle Subscriptions

1. _____
2. _____
3. _____
4. _____
5. _____

Corporate Membership - \$500.00 Renewal Corporate Membership - \$350.00


Bill Me Check Am EX Visa MasterCard Discover

Acct. No _____ Exp Date _____

Signature _____ Date _____



Single Action Shooting Society
 23255 La Palma Ave, Yorba Linda, California 92887
www.sassnet.com • 1 877 411-SASS



MERLIN MARAUDERS

BATTLE OF ROGUE RIVER - 2008

By Sweetwater Jack, SASS Life #28885-T/G

11-13 May 2008 ... Just when you thought it was safe to go skinny-dipping in the Rogue River again ...

Merlin, Oregon – Suddenly, BULLETS, SHOT, POWDER SMOKE, and PINK FEATHERS FILL THE AIR!!!! (I'll explain about the feathers later.)

Once again the Merlin Marauders have desecrated a solemn holiday weekend (Mothers' Day) and scheduled their annual match on the second weekend of May! Having no shame, the Marauders continued their near-endless string of annual matches (well, okay, a string of four) paying homage to actual and imagined events that made the "OLD WEST" what it was ... or at least what we THINK it was, and bowing as well to such famous Western Movies as "3:10 to Yuma" and, of course, our namesake and bell-weather movie: "Battle of Rogue River." The Josephine County Sportsman's Park (JCSP), bordering Merlin, Oregon, and lying only a few minutes away from the beautiful Rogue River was the natural place to hold the Marauders' match. Besides, that's where the range is ...

This year, the gang from Merlin attracted 83 shooters to the two-to-three-day, eleven-stage match at JCSP. The park is located at exit #61 on Interstate 5, just three miles north of Grants Pass, Oregon. Shooters came from Washington, California, and all over Oregon to shoot, RV camp, dry camp, motel it, or bunk in with friends for the shoot. Side matches were held on Friday afternoon and included revolver accuracy, lever-action pistol-caliber rifle accuracy, and single-shot long-range rifle events.

In addition, those with a hankering to find out either how well their derringers and pocket pistols worked, or how LUCKY they were, competed in the pocket pistol/derringer "Poker Match." An 11-inch square target had a complete deck of cards imprinted on one side, and from a range of five feet (or less,

depending on how long your arms are), you shot at the blank BACK of the target. After five rounds were shot, the target was turned over and your poker hand was revealed. Prizes were awarded for the best "regular" poker hand and one for the best "five of a kind" hand. The winner with the best "real" poker hand was Tenderfoot Henry with a full house of three ACES and two EIGHTS!! That's right, J.B. Hickok's supposed "Aces and Eights" hand! The "five of a kind" was shot by Speedy McDraw with FIVE ACES! (And NOT all in the same card) Speedy, by the way, upgraded his win of last year's poker match from FOUR Aces!!! A special award was given to Smitty Wesson for shooting a ?-inch, one-hole GROUP with a pocket pistol! Unfortunately, he shot it into a deuce!

The Oregon weather cooperated with us again this year and produced three beautiful days that started a bit chilly in the early mornings, but became the warm, sunny Southern Oregon days the various chambers of commerce all advertise. The stages were pretty straightforward, with some movement in nearly all of them, and props to deal with in most. Lariats were thrown over steer heads. Rubber knives were thrown through outlaws' chests. Bank vaults were blown to smithereens, and pardes were rescued from the clutches of a "Hanging Judge."

After six stages on Saturday, a team shoot was held, requiring ten soda cans (full of outdated diet soda) be shot off a 4x4 beam before the beam was "sawed" in two by rifle fire. Three teams of 12 each competed, and "Team Number Two" dropped the beam in 14 seconds! Stages 7 through 11 were shot Sunday morning and an 8-person Top Gun Shoot-off, won by Territorial Rider, was held before everyone headed for the indoor range and the awards ceremonies.

Special attention was paid this year to the American Cancer Society's (ACS) Breast Cancer Awareness Program and one of SASS's well-known manufacturers of fine

hand-cast bronze spurs, the Lindholm Brothers. Wimpy Hank Yoho and Whiney Henry Yoho donated a beautiful pair of specially made spurs to be raffled off during the awards ceremony with the proceeds to go to the ACS. In addition, recent transplants to the Southern Oregon area, Ima Horsinaround and her daughter, Vindictive Violet, have been making and selling cowboy arm garters in pink and black, also donating to the American Cancer Society's Breast Cancer Programs. The PINK FEATHERS? Ima loads them in her shotgun rounds with the shot and keeps our awareness at a high level ... plus, she feels 12 gauge shotguns aren't very FEMININE, and the pink feathers are to remind you that you are dealing with a LADY ... with a shotgun! And speaking of ladies with shotguns, each lady shooter was presented with a special

(Continued on next page)



WINNERS

Top Cowboy & Overall

Mid Valley Drifter,
SASS #35724

Top Lady

Buckshot Shell-E,
SASS #37335

(Yep! That's right! Our Oregon Top Husband and Wife Team!)

Top Gun Shootoff

Territorial Ryder,
SASS #31939

Category Winners:

49'er Bear Bone Smith,
SASS #10719
B Western Tule Spud,
SASS #35180
C Cowboy Sunrise Bill,
SASS #64301
Duelist Rocky Hill Rustler,
SASS #60080
E Statesman Bloody Bill Anderson,
SASS #61673
F Cartridge Col. Cornelius Gilliam,
SASS #5875
F C Duelist Sourdough Smitty,
SASS #45774
F C Gunfighter Jed I. Knight,
SASS #36423
Buckaroo Hammerin' Hank
Gunfighter Purgatory Smith,
SASS #49494

L 49'er Shootin' Silver Star,
SASS #26379
L Modern Lonesome Rose,
SASS #12020
L Senior Marsha Dillon,
SASS #9634
L S Senior Fairweather Kate,
SASS #8305
L Traditional Buckshot Shell-E
Merlin Cowboy Sweetwater Jack,
SASS #28885
Modern Territorial Ryder
Senior Gravestone Dodger,
SASS #67382
S Duelist Mountain Rider,
SASS #11919
S Senior Bart Star,
SASS #5885
Traditional Mid Valley Drifter
Young Gun Drew Best

Side Matches:

Pistol Speedy McDraw,
SASS #60016
P C Rifle Drew Best,
SASS #57164
LR Single Shot Rifle Caliber
Smokeless Tenderfoot Henry,
SASS #49307
Blackpowder Paso Tom,
SASS #66808



(Continued from previous page)
 Mother's Day Card and a cute "what-not" box.

All stages in the main match were designed by Match Director, Bear Bone Smith. He also designed and built some of the fun props used in them. For the 4th year running, he has created and donated a beautiful, hand-made Bowie Knife from his shop, Bear Bone Knives, which was raffled off.

We were kept coordinated in ALL other areas by our extremely well-organized Match Administrator, Library Babbage, who kept us on track during the planning stages of the match and seemed to be EVERYWHERE on Saturday and Sunday,

whizzing around on his semi-period-correct golf cart. (Well, it WAS painted "Dust Tan!") A VERY SPECIAL thanks to Molly B'Dam and Fairweather Kate for the INCREDIBLE amount of work in producing the shooters' books and great GUN-SLEEVES that went into every shooter's packet!

The Merlin Marauders wish to give a very grateful THANK YOU to the "volunteer" Scorekeepers, Posse Leaders, and RO's who did so much to make this match a success!! Sunday afternoon rolled around, and tired but happy Cowboys and Cowgirls mounted up and rode into the sunset. Hope to see y'all next year at Battle of Rogue River 2009!





OKLAHOMA TERRITORIAL MARSHALS HOST LANDRUN

By Overdue Bill

Oklahoma City, OK – Oklahoma Territorial Marshals hosted the 15th annual Landrun event for 293 ne'er-do-wells, trailhands, madams, drummers, and Civil War veterans who tromped through the Territorial town from April 17 – 20, shooting in side matches, 12 main stages, and team matches. Friday night featured an Oklahoma Country Fried supper at the Gun Club and a Texas Hold 'Em Tournament in the range Saloon. Saturday evening more than 400 people in their costumed best attended the awards banquet at the National Cowboy Hall of Fame elegant ballroom.

Side matches included a trail walk that had shooters searching for targets in the woods, a buffalo shoot at 500 yards, and golf at Fort Courage. In the



Shooters gather at the saloon for the kickoff of the 15th Annual Landrun.



The Texas Governor's Mansion stage was the prop for the first stage.



Ready for the Team Match at the hotel.

Cowboy's version of golf, the shooter starts with a bucket of balls and a bucket of rifle ammunition. Instead of reaching for a driver, the shooter grabs a lever rifle and tries to knock each ball out of a rope circle before time expires.

Stages included being confronted in the privy at the Texas Governor's Mansion by the Lone Star State's finest, fighting sheep rustlers at the Tepee, running into a camp of Comancheros at the Covered Wagon, breaking Big Mama out of the

Territorial Jail, pumping five shots into Montana Dan at the hotel, taking on Goose Terwilligher and the Shortgrass Rangers at the livery, sweet talking Lie N. Dog's gal at the fort, protecting Big Mama's virtue at the adobe wall, running Stonewall off at the mine, fighting off bandits from the train, and saving Querida Kate from the Stillwater ruffians in the saloon. Shooters had a shot at a couple of birds and bonus rabbit for all that trouble. Being able to spin a good

yarn also goes a long way to giving some much-needed life to a dusty old range. Maybe a back story doesn't inherently heighten a shooter's aim or efficiency, but if a person can't at least smile while pretending to take on the villains of the Old West—well, maybe Cowboy Action Shooting™ is just not for him.

Team shoot competitors were obliged to do firewood duty, where the five member crews were tasked with cutting off sections of a wood beam using nothing but their rifles and/or shotguns. Some of the hastier shooters went for their double barrels, only to clean off the front side of the wood, but leave the rest in tact.



Shooters await the action at the tepee.

The wiser crews loaded up on rifles to punch holes in the wood, and then let someone use their shotgun to pop the top of the wood off.

Rosy Rash and Saddle Rash won the Husband and Wife Shoot, which
(Continued on next page)



The covered wagon was the center of action at stage two.


THE SASS TENNESSEE STATE CHAMPIONSHIP
 October 9 - 11, 2008


THE REGULATORS RECKONING

PRODUCED BY
THE WARTRACE REGULATORS
 Wartrace, TN

SASS Rules Apply 10 Main Stages Limited to 150 Shooters SASS Members Only

Alias :			
SASS # :			
Name :			
Address :			
City :		State :	
Zip :		Phone # : ()	
Email :			
SASS Club Affiliation :			
Posse With :			
<input type="checkbox"/> Traditional	Men's () Ladies ()	<input type="checkbox"/> 49er	Men's () Ladies ()
<input type="checkbox"/> Modern	Men's () Ladies ()	<input type="checkbox"/> "B" Western	Men's () Ladies ()
<input type="checkbox"/> Duelist	Men's () Ladies ()	<input type="checkbox"/> Senior (+60)	Men's () Ladies ()
<input type="checkbox"/> Senior Duelist	Men's () Ladies ()	<input type="checkbox"/> Silver Senior (+65)	Men's () Ladies ()
<input type="checkbox"/> Double Duelist	Men's () Ladies ()	<input type="checkbox"/> Elder Statesman (+70)	
<input type="checkbox"/> Gunfighter	Men's () Ladies ()	<input type="checkbox"/> Grande Dame (+70)	
<input type="checkbox"/> Senior Gunfighter	Men's () Ladies ()	<input type="checkbox"/> Junior Boy (12-16)	
<input type="checkbox"/> Frontier Cartridge	Men's () Ladies ()	<input type="checkbox"/> Junior Girl (12-16)	
<input type="checkbox"/> Frontier Cartridge Duelist	Men's () Ladies ()	<input type="checkbox"/> Frontiersman	
<input type="checkbox"/> Classic Cowboy		<input type="checkbox"/> Outlaw	
<input type="checkbox"/> Classic Cowgirl			

First shooter () @ \$90 Spouse () @ \$75 Juniors () @ \$45
 Shooter's fee includes Saturday night dinner. Extra dinner ticket \$20. ()
 Shoot All Day ALL Side Match Ticket \$15. () **Total Enclosed (\$)**

Mail registration to:
Wartrace Regulators
 714 S. Church St., Suite A
 Murfreesboro, TN 37130
 Make checks payable to: Wartrace Regulators

Must have 5 registered shooters to have a category.
 Please use **ONE APPLICATION PER SHOOTER.**
 Send spouse & junior form(s) with main entry.
 Pre-Registration is **REQUIRED.**
 Questions? Call Charlie Bowdre 615-896-8450

Confirmation containing directions, events schedule and motel information will be sent via return mail.


Wild West Mercantile's


BORDERTOWN

OCTOBER
23RD, 24TH 25TH & 26TH 2008
12 Stage Main Match
Thursday and Sunday Side Events
Grand Fun Under Arizona Skies!

Located at the Tombstone Livery
 near Tombstone, Arizona

For more information, contact Quicksand at 520-290-8598 or
 visit our website at www.bordertowncas.com



Winners

<i>49er</i>	Aberdeen, SASS #42517
<i>Buckaroo</i>	Black Angus
<i>Buckarette</i>	Hardhead Sam
<i>B-Western</i>	Buffalo Jones, SASS #22622
<i>C Cowboy</i>	T-Bone Dooley, SASS #36388
<i>C Cowgirl</i>	Pinky Jo, SASS #12902
<i>Duelist</i>	Nuttin' Graceful, SASS #39117
<i>E Statesman</i>	Cob-Eye Zack, SASS #19609

<i>Frontiersman</i>	Nozzle Rag, SASS #62899
<i>F Cartridge</i>	Hobbs, SASS #19959
<i>F C Duelist</i>	Billy Boots, SASS #20282
<i>Gunfighter</i>	Nueces Outlaw, SASS #21794
<i>Juniors</i>	Eighter from Decatur, SASS #67938
<i>L 49er</i>	Kiamichi Queen, SASS #26033
<i>L B-Western</i>	Pearly R. MaTeeth, SASS #29198
<i>L Duelist</i>	Buffy Logal, SASS #46039
<i>G Dame</i>	Badland Cactus Lil, SASS #53136
<i>L F Cartridge</i>	Querida Kate, SASS #25555
<i>L F C Duelist</i>	Okie Dokie, SASS #25681
<i>L Gunfighter</i>	Curl E. Kay, SASS #40996
<i>L Junior</i>	Lead Magnet, SASS #54396
<i>L Modern</i>	Rosy Rash, SASS #42709
<i>L Senior</i>	Kow Katcher, SASS #53134
<i>L S Senior</i>	Stagecoach Sally, SASS #26400
<i>L Traditional</i>	Tulsa Tumbleweed, SASS #37616
<i>Modern</i>	Saddle Rash, SASS #41524
<i>Senior</i>	Rattler John, SASS #5290
<i>S Senior</i>	Fort Worth Dallas, SASS #48501
<i>Traditional</i>	Leroy Rogers, SASS #49777

(Continued from previous page)
 was shot with each pair handcuffed together. Aberdeen won the Man-on-Man competition for Top Gun the second year running.

Just to record the entire event for posterity, Down Range Television Productions came out to film the proceedings. A snippet is online at www.downrange.tv/landrun.

Territorial Marshal Chairman Stonewall was pleased overall with the event, calling the 15th Landrun "the best ever," though his own performance left a bad taste in his mouth. "I had a rifle screw up on my first stage, which cost me nine misses," Stonewall said. "That took me out of the running, really kicked me in the shins."

Stonewall said Landrun is known for giving away a lot of firearms every year. "We drew for 19 guns, and also for a number of other prizes donated by vendors, including hats, chaps, and shooting accessories."

The Memphis Gunslingers Present A GUNFIGHT IN DIXIE VII

♦♦ ♥ September 19 - 21, 2008 ♦♦

10 Main Stages
(6 Saturday/4 Sunday)

Limited to First 150 Registrants
 First Shooter \$65
 Spouse \$45
 Junior \$25

Lots of Door Prizes!

Really Good Band Saturday Night!

Shooters Eat Dinner Free on Fri & Sat Night:
 Extra Fri Ticket \$10
 Extra Sat Ticket \$15
 Free Nightly Beer and Soft Drinks.

Breakfast and Lunch Available for Purchase Friday-Sunday

Hosted by
Memphis Sport Shooting Assoc.
 9428 Old Brownsville Road,
 Lakeland, TN 38002
 (901) 867-8277

Registration form available online at
<http://www.memphis-ssa.com/>

Match Director
 Cherokee Sargent
 (901) 867-5100

Co-Match Director
 Oglala Sue
 (901) 465-1730
 omiss@bellsouth.net

SASS Members Only
SASS Rules and Conventions Apply
No Shot Larger Than 7 1/2

Free Friday Side Matches For All Registered Shooters:

200 Yd Long Range Rifle

Fastest Pistol

Fastest Rifle

Fastest Shotgun: Pump & Double

Fastest 3 Gun

Precision Pistol





SMOKE IN THE WOODS

The SASS Midwest Territorial Blackpowder Championship April 5-6, 2008

By Col. Fletch O'Dubois III, SASS #14224

Middletown, OH – “Welcome to the dark side.” And with that said, the first shooter at stage one let out a blast of smoke and fire. The inaugural Smoke in the Woods Indiana-Ohio State Championship was conducted less than a year ago. And now, here I was on a cool (real cool) April morning shivering in anticipation of a truly unique event. Blackpowder shooting only! To say last year’s event was a roaring success would be an understatement ... so, how were the Big Irons and Middletown Sportsman’s Club going to surpass that? They built on a



long succession of historic events in SASS. That inaugural match was brought to fruition by the board of directors of the Big Irons and the planning committee from Indiana.

This allowed for the transition into the first Territorial Blackpowder Championship. Each and every detail of the shootout was planned to perfection.

for their first time ever of shooting blackpowder. This year I was fortunate to shoot on Seven Mile Tom’s posse. The stages were quick and yet challenging. Shooting with all the smoke, fire and fury, helped recreate the history and romance of the men and women of the Wild West.

Day one broke cool and clear and with the promise of a warm up later in the weekend. Shooters assembled on the hill for the traditional opening ceremonies; Deadwood Stan, President of The Big Irons, welcomed all the shooters. Lassiter then gave the safety briefing and after the Posse Marshals received their last minute range instructions, we were off. I’d like to commend Seven Mile Tom who did an outstanding job in developing the shooters’ handbook for our ten-stage event.

The stages allowed for maximum shooter/scenario interface ... for example, at stage six, with two revolvers holstered and the rifle and shotgun on the table in the entryway to the corral, the call to action was ... “Lets make some smoke.” It was the shooter’s choice, as they were able to shoot their guns in any order, the only stipulation being not to finish with the rifle. It was quick, fun, and gave the shooter options on how they preferred to complete the stage. This stage was quick—Lassiter managed to shoot this one in 25.48 seconds!

Blackpowder only has not only grown locally, but in international flavor as well. Nearly 60 cowboys and cowgirls from Ohio and several adjoining states were competing. The thing that impressed me the most was the number of shooters out

This year we shot six stages through early afternoon on the first
(Continued on next page)

Winners

49'r	Coyote Kid Mike, SASS #25918
Buckaroo	Horrible Hogan, SASS #66275
B Western	Pennyroyal Kid, SASS #50542
C Cowboy	D.J. McDraw, SASS #37555
E Statesman	Whitey Quik, SASS #18584
Frontiersman	Stone Creek Drifter, SASS #58853
F C Duelist	Samuel Doc Eells, SASS #40531
F C Traditional	I. M. Crossdraw, SASS #8321
Gun Fighter	Lassiter, SASS #2080
L 49'r	Honey B. Quick, SASS #47009
L F C Trad.	Ruthless McDraw, SASS #37556

L Gun Fighter	Clementine Valentine, SASS #66179
L Modern	Kit Coleen, SASS#50543
Modern	Lucky Lee Roy, SASS #31712
Plainsman	Dangerous Dave, SASS #2558
Pale Rider	Rye Miles, SASS #13621
P R Gunfighter	Moonwaltz, SASS #60574
Sr Duelist	Smokin' Iron, SASS #32149
Silver Sr	K.C. Jones, SASS #39124
Traditional	Two Bit Drifter, SASS #32899
Young Gun	Crazy Kate, SASS #52434

BIG PINE BOUNTY HUNTERS PRESENTS

Willimantic Smoke

September 28, 2008
Maine Black Powder State Championship
SASS Sanctioned!!!



6 Main Stages
AMMO: Approximately 60 pistol, 60 rifle, 25 shotgun,
Side Shoots on Saturday afternoon & evening

WHERE: Big Pine Gun Club, Route 150 North, Willimantic, ME

WHEN: Sign up 8:00-8:30am, Safety meeting (mandatory), 8:30am.
Registration \$30 in advance, includes lunch for main match only. Spouse or other family members \$20.00 additional. Juniors half price.

MUST SEND IN APPLICATION IN ADVANCE

Make Checks payable to Big Pine Gun Club, send to Rick Pellerin, PO BOX 644, Guilford, ME 04443
email Ripley Scrounger rpks@number11.com 207-876-4928 or Steelman Qjtos@verizon.net 207-876-2895.

All SASS Rules apply, Must be SASS member to qualify for awards
Class: Please specify when signing up:

Frontier Cart, Ladies Frontier Cart, Front Cart Duelist, Ladies Front, Cart Duelist, Front Cart Gunfighter, Frontiersman, Sr Frontier Cart, Ladies Front cart Gunfighter, Traditional Smokeless, and any other SASS category not listed

DIRECTIONS: From Guilford (at the Shell station), follow Route 150 north for 6.4 miles, range on left.

Name _____ Alias _____ SASS# _____
Address _____
City _____ State _____ Zip _____
Phone _____ Email _____
Posse request _____ Class _____

I understand I am participating in an activity that has some inherent risk of personal injury and/or damage to personal property. The completion of this entry form shall serve as agreement between myself and Big Pine Gun Club that I assume these risks and hold harmless Big Pine Gun Club and its members and officers. **MUST SIGN FORM TO SHOOT.**
Signed _____

(Continued from previous page)
day. This was also the day to participate in all the side matches conducted on the tree-lined hillside. Events ranged from the pocket pistol and speed shotgun, as well as speed pistol and speed shotgun. This allowed competitors the ability to participate in all the side matches. For those who didn't partake in the side matches, they had more free time to participate in local area events or hobnob with old friends or make new ones. Posses ran so smoothly they were finished well before 5PM. Hospitality abounded, the folks at Middletown had some fantastic grub at the Saturday evening dinner. To say shooting blackpowder and hobnobbing with their gang of cowpokes is more fun than you are legally allowed would be an understatement!!

Day two broke again early with the last four stages held Sunday morning. This allowed plenty of time for shooting, lunch, and the awards ceremony. By the second day, scores had been posted at the entrance to the stages for every one to peruse. And, after two fun-filled and action packed days of competition, the winners emerged. The low score for the match was our favorite Gunfighter—Lassiter. Folks, if you ever get a chance to shoot with this speed demon, make the effort, as he is great to watch! And hot on his heels was Two Bit Drifter shooting

Traditional. Top lady was Ruthless McDraw shooting Ladies Frontier Cartridge. Crazy Kate took top Young Gun Girls while Horrible Hogan was the Young Buckaroo. It was great to see not only the youngsters shooting blackpowder, but also our winner of the Elder Statesman, Whitey Quick, finished the match 8th overall!

This year I again shot Modern with my 1906 vintage Model '97, a pair of 1960's era Colt New Frontiers and my trusty Model '66. I'd like to report I shot clean, but I didn't. Stage two with a revolver malfunction made sure of that. However, several of my squad mates, and a high number of other shooters were able to shoot the match clean!


Congratulations to all those who took part in the side matches. The speed shotgun was not only fun to compete in, but a hoot to watch as the smoke billowed from the ends of those old shotguns. All agreed the hospitality of the Middletown Sportsman's Club, the Big Irons staff, and the Smoke in the Woods stage designs made this match a very memorable event. They plan to spread the word about shooting with the "darksiders" to have even more of our friends and neighbors come next year where they will be greeted with twelve action packed stages.

Nestled in the foothills between
(Continued on page 88)



HOOSIER AMBUSH

INDIANA SASS STATE CHAMPIONSHIP
Presented By
THE SINGLE ACTION SHOOTING SOCIETY
And
GOSHERT INSURANCE



At
CUTTER'S RAIDERS PARADISE PASS in ETNA GREEN, IN.
SEPTEMBER 26, 27, 28, 2008
10 MAIN STAGES SATURDAY & SUNDAY 8:30 A. M.
SIDE MATCHES FRIDAY 10:00 - 4:00
ALL SASS RULES APPLY
SASS MEMBERSHIP REQUIRED - LIMITED TO FIRST 250 ENTRIES

Alias _____ SASS# _____ Name _____
Address _____ City _____ ST. _____
Age _____ Sex _____ E-Mail _____

Traditional _____ Modern _____ Man-Pier _____ Frontier Cartridge _____ Gunfighter _____ Ladies Traditional _____
Ladies Modern _____ Ladies D&W _____ Ladies Frontier Cartridge _____ Ladies Gunfighter _____ Ladies Ladies P&S _____
Ladies D&W _____ Ladies D&W _____ Ladies D&W _____ Ladies D&W _____ Ladies D&W _____ Ladies D&W _____
Young Gun Girls 11-14 _____ Young Gun Girls 15-16 _____ Buckaroo _____ Buckaroo _____ (1 or 10)
Class Cartridge _____ 2 Western _____ Ladies B Western _____ Other _____
(MUST HAVE 3 ENTRIES TO HOLD CLASS)

PUNISH PREFERENCE: _____ 4 names max.
Please add \$15.00 to applications received after September 1, 2008
Refund requests after September 1, 2008 subject to \$10.00 charge. Cannot guarantee banquet with late entry.
Confirmation of entry will be sent by mail or e-mail.

MAIN MATCH	\$95.00	SAT. BANQUET INCLUDED	Motor/camping information in confirmation letter
SPRINE	\$75.00	SAT. BANQUET INCLUDED	
YOUNG GUN	\$50.00	SAT. BANQUET INCLUDED	
BUCKAROO	\$80.00		
EXTRA Flags/pos	\$25.00		
LATE REG.	\$15.00		
CAMPING	\$15.00	NO electric or water.	
SIDE MATCH	\$15.00	All day pass (1 st run included in match entry)	
TOTAL	5		

HOOSIER AMBUSH HAS THE RIGHT TO REFUSE ANY APPLICATION RECEIVED.

Midwest Desperado
the-bunkerbak.net
(574) 893-7214

CONTACTS:
C.C. Eilon
c.chevalier@yahoo.com
(574) 354-7186

Montana Longhair
mchevalier@comcast.net
(574) 269-9784

SASS **HORNADY & HODGDON'S**
Presents
SMOKE 'N' STEEL II
SASS Nebraska State Black Powder Shootout

Sponsored by the Heartland Public Shooting Park
Platte Valley Gunslingers Grand Island, NE
October 4-5, 2008



Major Awards given in Black Powder Categories
Smokeless Categories will be recognized



- ◀ All categories will be in Black Powder, Frontiersman and Smokeless
- ◀ 10 ACTION Packed Stages
- ◀ All SASS Rules Apply
- ◀ Lots of Side Matches - Cowboy Clays, Trap & MUCH more
- ◀ Saturday Evening Meal Included with Paid Entry
- ◀ Confirmation will be sent with Ammo Requirements and Directions

SASS Number _____ Address _____ Posse With _____
Alias _____ City _____
Name _____ State _____ Zip _____
Phone _____
E-Mail _____

Please complete one application per shooter

1. Please Mark ONE → NEXT

Men's
 Women's

2. Please Mark ONE → NEXT

Frontier Cartridge
 Frontiersman C&B
 Smokeless

3. Please Mark ONE

Category

Traditional
 Modern
 D&W
 Gunfighter
 Buckaroo
 2 Western
 Ladies B Western
 Young Gun (11-14)
 Young Gun (15-16)
 Buckaroo (11 & under)
 Other

1st shooter \$65
Spouse \$55
Junior \$45
Add'l Sat/Dinner \$20
Late Fee \$20
(After Sept. 15) **TOTAL**
Visa & MasterCard accepted. Name as appears on card.
Card # _____ Expires _____

Make Check Payable to
Heartland Public Shooting Park
Attention: Platte Valley Gunslingers
P.O. Box 1960
Grand Island, NE 68802

Special Dinner \$10 & tip
Special Dinner \$15 & tip
Elder Statesman - Good Dinner \$10 & tip

For more Information: WWW.HEARTLANDPUBLICSHOOTINGPARK.COM
OR Firewater @ 308-226-2255, Governor Asa Payne @ 308-390-1309, Col. Horace C. Rider @ 308-380-9511
email: plattevalleygunslingers@yahoo.com



HOOSIER AMBUSH IV

The Tradition Continues

By Doc Molar, SASS #18470
 Pictures by Lorenzo Lain, SASS #60021

Fairmont, IN – In the corner of a dimly lit, smoke filled room sat several desperate looking characters, all hoping to further their fortunes through a deck of cards. Tonight though, little did the men know that a surprise attack had been plotted. Lorenzo Lain and his band of cut throats burst into the room, guns drawn, and demanding that Montana Long Hair, SASS #27261, and all of his partners drop their cards, put their hands high, and hand over the spoils of the game. This was the saga in the middle of the Texas Holdem tournament Friday night at Hoosier Ambush. Blackhawk Jeff, SASS #16943, managed to hold off the bandits as he collected the prize at the end of the game.

Earlier Friday evening the crowd had gathered at the range for a down home BBQ. The infamous Cadaver Dogs wooed the crowd with a variety of their favorite tunes. After a hot sunny day of side matches, sitting back with good food and friends is just what the doctor ordered. It was a great evening to be outside enjoying the music and the company of friends.

As per the Hoosier Ambush tradition, the event was kicked off Thursday evening at Doc Molar's



Indiana State Buckaroo Champions, Itty bitty Sis and Mighty Tatonka Kid. Congratulations!



Indiana State Champions, Two Sons and Doc Molar. Congratulations!

house with a superb cookout fixed by his wife, Katti. The Thursday evening cookout started out as an idea for the folks who were here early from out of town to have something to do and has blossomed into a great gathering of social time that people looked forward to attending. It is a great time to relax, eat some good food, and visit with all your pards. Doc and Katti would like to

thank everyone for coming out and sharing their home.

The match on Saturday and Sunday was also in the Hoosier Ambush custom. Providing an exciting and challenging course to all levels of shooters, whether it was the movement and gun handling in the stages, the scenarios, or the opportunity to shoot a clean match, Hoosier Ambush is a shooters' match!

A break in the action at the Saturday evening banquet was enjoyed by all with Montana Long Hair being the MC. Montana always keeps the crowd entertained. Besides a great meal, the crowd showed up for the raffles, which included some guns and a Dillon Press among several other items. So, whether you left with your pockets full of prizes, or just your tummy full of good food, it was a great evening.


The match itself concluded on Sunday with an exciting shoot-off
(Continued on next page)



Winners	
Top Guns	
<i>Cowgirl</i>	Two Sons, SASS #12636
<i>Cowboy</i>	Three Gun Cole, SASS #50738
Indiana State Champions	
<i>Buckarette</i>	Itty Bitty Sis, SASS #60600
<i>Buckaroo</i>	Mighty Tatonka Kid, SASS #76942
<i>Lady</i>	Two Sons, SASS #12636
<i>Man</i>	Doc Molar, SASS #18470
Last Desperado	Deuce Stevens, SASS #55996
Category Winners	
<i>Buckaroo</i>	LIL Fire, SASS #72373
<i>Buckarette</i>	Itty Bitty SASS, SASS #60600

<i>49er</i>	Vaquero Hayes, SASS #38640
<i>L 49er</i>	Honey B Quick, SASS #47009
<i>Senior</i>	Ol Short Tom, SASS #12635
<i>L Senior</i>	Two Sons, SASS #12636
<i>Silver Senior</i>	Drew First, SASS #26003
<i>E Statesman</i>	Teton Tomahawk, SASS #40443
<i>B Western</i>	Smooth Sailin, SASS #62961
<i>L B Western</i>	Pearly R Mateeth, SASS #29198
<i>Duelist</i>	Smokin Irons, SASS #22149
<i>L Duelist</i>	Calamity Kelly, SASS #4774
<i>Senior Duelist</i>	Lucky Lennie, SASS #22244
<i>S Gunfighter</i>	Cree Vicor Dave, SASS #49907

<i>Modern</i>	Fireball, SASS #7709
<i>L Modern</i>	Short Fuse Ruby, SASS #47939
<i>Frontiersman</i>	Chilli Pepper Pete, SASS #11917
<i>F Cartridge</i>	Faygo Kid, SASS #26408
<i>L F Cartridge</i>	Lizzy Of The Valley, SASS #58875
<i>FC Gunfighter</i>	Black Jack Beeson, SASS #11523
<i>F C Duelist</i>	Doc Roy L Pain, SASS #28321
<i>Gunfighter</i>	Max Montana, SASS #23907
<i>L Gunfighter</i>	Clemintine Valentine, SASS #66179
<i>C Cowboy</i>	Buffalo Dick, SASS #12880
<i>L Traditional</i>	KJ Stevens, SASS #62782
<i>Traditional</i>	Three Gun Cole, SASS #50738



(Continued from previous page)

an open to all comers, with the most exciting pairings being the young guns. It was very exciting watching the future of our sport going head to head, doing a great job with everyone cheering them on, win or lose. There were some very exciting match-ups all the way through, keeping the crowd on their feet the whole time. But when the last match was finished and the dust settled, Deuce Stevens, SASS #55996, was The Last Desperado for the second year in a row. So don't think there isn't a price on his head at the next shoot-off!

The awards ceremony is always

a great time, giving everyone a chance to cheer for their favorite gunslinger. It is always fun to watch the expressions on everyone's faces as they are called up to the front, along with the fun-loving ribbing that goes on between friends with the usual "Wait until the next match" or such that keeps the crowd's enthusiasm high.

For 2008 Cutters Raiders will host Hoosier Ambush and will alternate the match with the Deer Creek Regulators. So we all look forward to seeing all of you in **Warsaw, Indiana** in September for another great get together. See ya then. 🤠

"Free State BP Shootout"
 August 17, 2008
 2nd Annual SASS Maryland State - Black Powder Championship
 Presented by the
 Single Action Shooting Society
 The Thurmont Rangers

On the Internet version, you can fill in the blanks and then print the completed form.

Hosted by The Thurmont Conservation and Sportsman's Club, 11617 Hunt Club Road, in Thurmont, Md., 21788. All SASS categories are available but every shooter must use black powder, or SASS approved substitute, in all ammunition. No smokeless powder permitted in this match. All SASS BP rules apply. You must be a SASS member, in good standing, to participate. Registration is limited to the first paid 120 shooters. Scoring is on a rank point basis. We have a minimum shot size of 7% or smaller.

The match will consist of 6 stages. Lunch is included in the match fee.

Name _____ Alias _____
 SASS # _____ Shooting Category _____ E-mail _____
 Address _____ City _____
 State _____ Zip _____ Phone # _____

Use one form per shooter. Total all monies on the top application when there are multiple entries on the same check.

Please Pose me with (Limit 3)
 Consideration of families and those sharing equipment is first. Our goal is to pose everyone with the shooters they request, however, pose sizes must be kept balanced and there is no guarantee all request can be made. First come first served on pose request. Please verify that requested pose pals are coming to the match.

Fees: (Main Match, includes lunch)	Main Match 1 Lead Shooter @ \$40.00 = _____
	Main Match Spouse S/O @ \$30.00 = _____
	Main Match YG (13 - 16) @ \$20.00 = _____
	Main Match Backaroo 13 & Under \$10.00 = _____
	Total _____

No refunds after August 1, 2008 all other cancellations are subject to a \$15 processing fee.

Make checks payable to TCSC and mail it to:
"FREE STATE BP SHOOTOUT"
 c/o Chuckaroo
 3147 Pheasant Run
 Ijamsville, Md. 21754

For additional match information, contact Cash Caldwell 301-898-3149 or CashCaldwell@comcast.net

Thurmont Conservation and Sportsman's Club web site www.TCandSC.org

SHOOTOUT
 AT
HARD TIMES

The 2008 SASS Ohio State Action Shooting Championship
October 10-12, 2008
 Piqua, Ohio

Sponsored by Piqua Fish & Game Protective Association
 Co Sponsor: Kirkpatrick Leather
 Hosted by Miami Valley Cowboys

ALL SASS SHOOTING CATEGORIES RECOGNIZED
 ALL SASS RULES APPLY - MUST BE A SASS MEMBER TO SHOOT

Main Match fee includes Shoot-Out, 1 round of side matches, Friday dinner, Saturday banquet, & temporary membership in the Piqua Fish & Game. For additional information contact Buckshot Jones at 937-418-7916.

SHOOTER INFORMATION

Alias: _____ SASS # (required): _____
 Name: _____ Shooting Category: _____

Address: _____
 City, State, ZIP: _____ Country: _____
 Phone: _____ Email: _____

CHECK BOX FOR ENTRY

Main Match: YES

Package Mini-Blaze: YES

All Day Side Match: YES



Mail with check payable to:
 Miami Valley Cowboys
 PO Box 485
 Piqua OH 45356-0485

www.miamivalleycowboys.org
 Buckshot@miamivalleycowboys.org



REGULATORS' REVENGE

"A Smokin' Good Time"


By Singin' Zeke, SASS #69807

Marble Falls, TX – It was the perfect Texas morning as the sun broke over the trees in the eastern sky. The smell of a wood fire was in the air along with the aroma of fresh boiled coffee. The heat from the fire gently warmed the slightly crisp morning air. The early risers were already gathered around the fire and sipping on the coffee and fresh pastries that had been provided. Others were already doing their last minute checks of the range and surrounding area. Soon Green Mountain would be alive with anxious cowboys and cowgirls ready to partake in some blackpowder shooting at its finest. The Regulators had everything just right so all could have the time of their life, includig a brand new Green Mountain depot that was the talk of the match. It was really different because it was painted "hot pink." Black Irish Charlie made the depot possible at the last minute by donating materials and labor to get it finished in time for the match. We thank him

Winners

(All categories are "blackpowder")

<i>49er</i>	Verdadero, SASS #57083
<i>Buckaroo</i>	Ben There, SASS #62300
<i>B-Western</i>	Big Iron Patnode, SASS #60632
<i>C Cowboy</i>	Dragon Hill Dave, SASS #59561
<i>Duelist</i>	Beau Ryker, SASS #61128
<i>E Statesman</i>	Cherokee Jones, SASS #52092
<i>Gunfighter</i>	Nueces Outlaw, SASS #21794
<i>Jr. Girls</i>	Little Star, SASS #53411
<i>L 49er</i>	Irish Gypsy, SASS #36887
<i>L Senior</i>	Prissy Pearlene Jones, SASS #59753
<i>L Traditional</i>	Curl E Kay, SASS #40996
<i>Senior</i>	Irish Fitz, SASS #52798
<i>S Duelist</i>	Knifemaker, SASS #13194
<i>S Senior</i>	Listo, SASS #52042
<i>Traditional</i>	Spur Roberts, SASS #14628
<i>Frontiersman</i>	Notorius, SASS #5317



for his efforts, as well as the efforts of all the members who helped with its construction.

After coffee and pastries, the entire camp gathered for the Pledge of Allegiance. It was easy to see the Regulators had been long in planning and organizing a wonderful match. The stages were neat. The

(Continued on next page)



ELDORADO COWBOYS

PRESENTS THE NINTH ANNUAL
ELDORADO
S.A.S.S NEVADA STATE CHAMPIONSHIP
OCTOBER 3 THROUGH 6, 2008
BOULDER CITY, NEVADA



• 12 Main Stages: 6 Stages Friday, 6 Stages Saturday. Shooter Meeting 8:30 a.m. each day

• **Thursday:** Side Matches
4 Stage Platform
3 Stage Mini Match - \$10 (pre registration appreciated)
Shotgun Challenge - \$10 (pre registration appreciated)

• **Friday:** Man on Man, Couples, and Team Events (Open to All Shooters)
Approximately 1:30 pm after Main Match and lunch

• **Saturday:** Banquet and Awards Presentation at Boulder Creek Golf Club (Included in registration)
Non shooter dinner cost \$38.00 per person.

• **Sunday:** Top Gun Invitational Shoot Off (Open to the Top 28 Shooters Only) 9:00 a.m.

• Dry Camping Available at Shoot Site - \$28 for entire shoot. Prior registration required.
Space very limited so make your camping reservations early.

• For more information contact - Charming (702) 965-3736

• Mail registration to: Eldorado Cowboys 2008, 788 Hull Street, Henderson, NV. 89015
E-mail: ECowboys12@aol.com

Yes Count on me to help with Side Matches on Thursday
 Yes Count on me for a Press Leader

Category: Please select one. Complete Shoot Information on web page www.eldoradocowboys.com
Eldorado Cowboys

CATEGORIES

() Traditional
() Modern
() B/Western
() Classic Cowboy
() Duelist
() Duelist Senior 60+
() Gunfighter
() 49R
() Senior 60+
() Silver Senior 65+
() Elder Statesman 70+
() Frontiersman
() Frontier Cartridge
() F. C. Duelist
() Young Guns (14-16)

WOMEN CATEGORIES

() Ladies Traditional
() Ladies Modern
() Ladies B/Western
() Classic Cowgirl
() Ladies Duelist
() Ladies Gunfighter
() Ladies 49R
() Ladies Senior 60+
() Ladies Silver Senior 65+
() Grande Dame 70+
() Ladies Frontier Cartridge
() Young Guns (14 - 16)
() Buckaroos (Under 13)

First Shooter	Alias _____	SASS # _____	\$125.00*
	Name _____		
Spouse S/O	Alias _____	SASS # _____	\$ 95.00*
	Name _____		
Young Gun (14-16)	Alias _____	SASS # _____	\$ 30.00*
	Name _____		
Buckaroos (13 and Under)	Alias _____	SASS # _____	Free
	Name _____		
Dry Camping			\$ 20.00
Shotgun Challenge			\$ 10.00
3 Stage Mini Match - 10:00 am 1:00 pm (Please Circle a Time)			\$ 10.00
Lunch - Non Shooter	Fri. \$ 7.00 x _____		\$ _____
Lunch - Non Shooter	Sat. \$ 7.00 x _____		\$ _____
Saturday Night Event - Non Shooter	\$30.00 x _____		\$ _____

Please circle amounts included in TOTAL \$ _____

Address _____

City _____ St _____ Zip _____ Phone # _____

E-Mail _____

*Includes all four days, side matches, lunch Fri and Sat and Saturday Evening Banquet and Awards (Make checks payable to: Eldorado Cowboys)

The website after September 15, 2008 SCORING WILL BE BY TIME. You need to be a SASS member to shoot. SASS Rules Apply. Eye and ear Protection Required. SEE WEBSITE FOR LIST OF RV STOPS AND HOTELS.

Shooter # _____ Tag # _____ Confirmed _____ Check # _____ Amount _____



**12th Annual
AMBUSH
AT CAVERN COVE**



SASS ALABAMA STATE CHAMPIONSHIP
Presented by The North Alabama Regulators

**Oct 2, 3, 4, and 5, 2008
Near Grant, Alabama**

- ◆ 10 Main Stages, 6 on Saturday and 4 on Sunday
- ◆ Side Matches on Friday, Reception Thursday Night
- ◆ Friday Night Poker
- ◆ Saturday Night Banquet Included
- ◆ Main Match \$85.00, Spouse \$45.00
- ◆ Juniors \$20.00 (Banquet Fee)
- ◆ Must Be SASS Members <> SASS Rules Apply
- ◆ Camping Available <> Vendors Welcome
- ◆ **The Secret Stage Is Here Again – Sponsored by Saddlebag Bullets**

For Information Contact:

- May Lillie (registration) 256-883-5554, rjburgess@bellsouth.net
- Blue Wolf (Match Director) 256-350-5864, dwigardner@hotmail.com

www.northalabamaregulators.com

To Download Application

(Continued from previous page)

targets painted with bright colors. The stage marshals all had a good word of welcome at each and every stage. It was as though you walked into a completely different scene after every stage. The marshals were friendly and helpful, but allowed each posse to run their own show. Every stage was designed to be fun and friendly for the enjoyment of all the shooters regardless of experience level. The Regulators were very happy to see shooters from beginners to world champions.

All the scenarios were written by the Vice President and Territorial Governor of the Green Mountain Regulators, Nada Chance, SASS #29547. Everyone commented on how well thought out and planned the scenarios were. Our thanks go out to Nada for all his continued efforts to make the Green Mountain Regulators the best. He is a devoted Cowboy Action Shooter and truly believes in the cowboy way.

Nearly all the club membership was present and helping with the match, from signing in shooters and welcoming all participants, to the posse marshals and grounds cowboys who were always present if anyone had any questions or problems. Some of the cowgirl members of the club were also busy at the depot entering scores and tabulating the figures as each stage was completed.

The ladies added so much to the pleasant view all around the grounds. Green Mountain Regulator ladies are some of the prettiest ladies in Texas.

After completion of four stages, it was time to have some lunch and let the smoke clear a bit. Time to cool down the barrels and clean up the firearms for the next round. Lunch was prepared by the Regulators' head chef and fire starter, "40 Mile." He put together some of the finest sausage wraps you ever slapped your lips around. They were served with all the trimmings by several other members who helped him out. Everybody had a great lunch, and I think I saw a few naps afterwards. I also overheard several different plans of attack for the next four stages, as well as the swapping of many different blackpowder recipes and stories of great shooting in the past.

After lunch it was back to the gunnin' and funnin'. Again, the blackpowder smoke and aroma filled the air along with the constant laughter and sounds of cheer as all continued to really enjoy their experience shooting Regulators Revenge. The day was beautiful with sunshine and a slight breeze. It made for a very comfortable day of shooting.

As I constantly tried to make the rounds and talk to as many of the shooters as I could, I was very proud

to hear all the compliments the cowboys and cowgirls had on our first attempt at a large organized match, especially since we had only been in existence for 16 months prior to this match. Everyone was pleased with the range and the facilities. Many folks said they were glad to know exactly where the Green Mountain Regulators were located as they were certainly going to return to shoot with us much more often.

After the last shot was fired, it was time for some dinner. We had a great barbeque dinner along with some homemade (well nearly) peach cobbler provided by "Miz Ella." Everyone enjoyed their meal and was ready to hear the results of the match. Awards were presented in each and every category shot at the match. We also had a raffle for an 1897 shotgun, a competition electronic chronograph, and a large western oil painting valued at \$500. Also, everyone who attended the match was awarded a door prize.

Overall, it was a wonderful day. We had a terrific group of Cowboy Action Shooters and experienced another reason SASS and Cowboy Action Shooting™ is so popular—great people having a whole lot of fun. We thank SASS for the opportunity to present this match and for all those who participated in making it a great success.

If you ever get over toward

Marble Falls and want to have some real fun, come see us at Green Mountain Regulators. We shoot the fourth Saturday of every month and have a practice day on the second Sunday of every month. Old timers or beginners, older shooters or buckaroos, cowboys or cowgirls, just starting out or world champions ... everybody is always welcome. Come see us when you can. *J.*

ADVERTISING INFORMATION ASK FOR



~ DONNA ~
(EXT. 118)



Whooper Crane,
SASS #52745

BUNKHOUSE BIDNESS

A Spotlight on SASS Clubs Around the Country

By Whooper Crane, SASS #52745

This month's spotlighted Club is one of the very active Clubs in New England, The Gunnysackers of Scituate, MA, located about 20 driving miles south of Boston.

The Gunnysackers



DETAILS:

Contact: Nantucket Dawn,
Chairman,
nantucketdawn@horizon.net

Matches: One each month:
Jan, March, May, June, August
Annual Match: The Last Blast
of Summer, August 23

HISTORY:

The Gunnysackers began in 1995 when a handful of Massachusetts shooters from the Verdant Mountain Vigilantes decided they wanted to do some more shooting ... and a little closer to home. Yankee, SASS #266, went to the board of his home shooting club, The Scituate Rod & Gun Club, and suggested they offer Cowboy Action Shooting™ to their members. The board agreed, and the Gunnysackers were formed.

Now, having a club on paper and having it in operation are two different things. A lot of hard work and Yankee ingenuity combined to get the Gunnysackers Club up and running.

For targets, members prowled the resources of local businesses and came up with some usable scrap steel they cut to appropriate Cowboy Action Shooting™ sizes. They supplemented these with targets bor-

rowed from the Vigilantes. For props, they scrounged scrap wood and cardboard and fashioned them into storefronts, horses, cactuses, barrels, and owlhoots.

Through the years they've added more targets, either by buying "ready mades," or making more themselves. Like I said—hard work and Yankee ingenuity!

The Club now numbers 30+ members ... and enjoys lots of participation at their matches from members of other nearby (and not so nearby) clubs. A typical match will have up to 70 shooters. And, it isn't surprising to have shooters show up from 150 miles away. These New Englanders truly support one another.

INTERESTING STUFF:

Because they're located so close to the ocean, it isn't surprising to see seagulls and other shorebirds checking out the shooters from overhead during a match. And the salubrious salt sea breezes are often called upon to clear the air when the Gunnysackers' blackpowder shooters are

doing their thing. Incidentally, you can always find a sizeable contingent of blackpowder shooters at any of their matches. The Holy Black is alive and well in Scituate!

A typical Gunnysackers' match goes like this: three well thought out stages in the morning, then a gala 1-hour buffet luncheon (no additional cost), followed by three fun-type stages in the afternoon. Now, when we're talking about lunch, here's what you'll find on the menu: Turkey, Ham, Potato Salad, Barbecue, Sloppy Joes, Coleslaw, etc., etc. It's a wonder everyone doesn't have to take a nap following this belly buster lunch! But NO ... it's back to the range to wrap up the shooting, Pard!

The Gunnysackers have a couple unique shoots every year. The Brass Monkey Shoot is held in January, when "it's cold enough to freeze the bells off a brass monkey." Yankee says there's plenty of hot chili on hand to warm shooters up between stages. In their Last Blast of

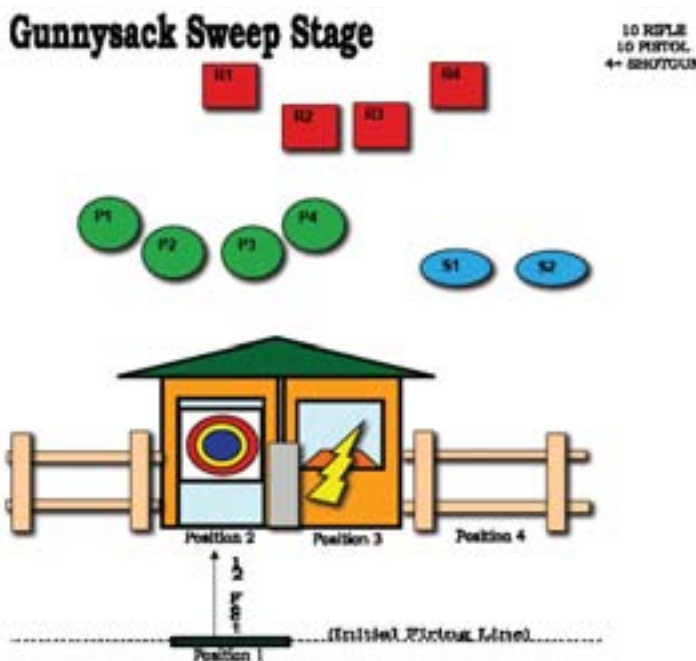
Summer Shoot, shooters can shoot the entire match as a Plainsman if they choose. The rules are adjusted for those who do to make things equitable for everyone. These features point out the Club goes out of its way to keep the fun in our game.

We mentioned the Gunnysackers boast lots of blackpowder shooters. They also boast a sizeable number of Lady Action Shooters as well. And, these ladies do more than shoot. They're plenty involved in stage designing ... and are physically involved in the State and New England Regional matches.

Speaking of State matches, the Overall Massachusetts State Champs for the last four years have sprung from the Gunnysackers – Kidd Thunder, SASS #25814, in 2004 and 2005, and Eastern Tenderfoot, SASS #15682, in 2006 and 2007. And, on the National scene, club member, Bonnie Dee, SASS #28413, walked off with the Grand Dame Championship at Winter Range this


(Continued on next page)

GUNNYSACK SWEEP STAGE



START: At Position 1, 12 feet up-range of the doorway, open, empty shotgun at port arms. Two revolvers loaded with five rounds each, holstered. Rifle loaded with 10 rounds staged on shelf at window. To indicate ready, shooter says, "We're comin' ta git ya, Billy!"

AT SIGNAL: With shotgun, engage cardboard bulls-eye target with two or more rounds to blast a hole big enough to shoot through. Move to doorway and make shotgun safe. Draw first revolver and, *THROUGH YOUR HOLE IN THE BULLS-EYE TARGET*, engage P1 through P4 in a CONTINUOUS NEVADA SWEEP, using second revolver as needed for a total of 10 rounds. Holster. Move to window, retrieve rifle, and engage R1 through R4 in a NEVADA SWEEP. Make rifle safe. Retrieve shotgun, move to right fence, and engage S1 and S2 in any order. Move to unloading table.



(Continued from previous page)
 year. This club has some mighty good competitors!

Another unique match put on by the shooters in New England is the Annual Tri-State Championship hosted by The Harvard Ghost Riders, which draws shooters from throughout the Northeast. In this novel match, the individual State Champs from Massachusetts, Connecticut, and Rhode Island are determined. It takes a lot of cooperation between the several Clubs within these States to pull off this match successfully ... and they do it every year!

Somewhere in this issue of *The Cowboy Chronicle* you'll find one of the Gunnysackers' favorite stages from a few years ago. What makes it really interesting is the need to blast

a hole through a sheet of cardboard with your shotgun before you engage the pistol targets by shooting through the hole! Yankee says it's lots of fun ... but you use up a lot of cardboard before the match is over!

What's the future for the Gunnysackers? Their current project is to add another shooting bay to their existing bays. This will give them a chance to spread out a little more and add even more excitement to their already exciting matches.

If you folks in the Northeastern part of the country haven't shot with the Gunnysackers before, go over there and join the fun (even if you only go for the free lunch!).

We're heading south next month to take a look at one of our premier SASS Clubs. C'mon along for the ride. *J*

The SASS Louisiana State Championship
 Hosted by the *Cypress Creek Cowboys*
 Sponsored by *Kirkpatrick Leather*
*****October 10-12, 2008*****



10 Main Match Stages
 (6 Saturday & 4 Sunday)
****SASS RULES APPLY****
****MUST BE SASS MEMBER****
*****Saturday Night Banquet/Costume Contest*****



Free Side Matches
 (Friday 1pm-5pm)
****FREE DRY CAMPING****
****LIMITED TO 200 SHOOTERS****

*****FUN TEAM EVENT SUNDAY AFTER MAIN MATCH WITH AWARDS GIVEN TO WINNERS*****
*****KEEP YOUR BRASS*** ***WILL HAVE BOY SCOUTS WITH EACH POSSE PICKING UP BRASS*****
 CCC Club Location: *Wild Wings Sporting Clays Complex - Downsville, LA*
 (I-20 Exit 93-North on Hwy 145-Club 10.2 miles on left)
 Website: www.cypresscreekcowboys.net (for updates & hotel info)
**** We reserve the right to deny any entry****

Entry Form
*****Registration Deadline 10-01-08*****
 (due to banquet facility requirements)

Alias _____ SASS# _____ Name _____ (M) (F)
 Address _____ City _____ State _____ Zip _____
 Home Ph. () _____ Cell Ph. () _____ Email _____

Category (circle)		Match Fees	
4ber	Junior (12-16)	*Main Entry	\$100 _____
Duelist	Grand Dame 70+	*Spouse	\$ 80 _____
Modern	Senior Duelist 60+	*Age 12-18	\$ 60 _____
Senior	Silver Senior 85+	*Age 11 & under	\$ 40 _____
8-Western	Classic Cowboy	* (includes banquet & Sat/Sun lunch)	
Traditional	Classic Cowgirl	Banquet (non-shooter)	\$25 x _____
Gunfighter	Elder Statesman 75+	Total \$ _____	
Buckaroo	Buckaroo		
Frontier Carriage	F.C. Duelist		
Frontiersman			

Every entry form received & paid by 9-8-08 will go in a special drawing for a gun! So mail early!
 No refunds after 9-8-08

Make CK payable to: *Cypress Creek Cowboys*
 Send To: *Nora Parker*
 335 Ritter Road
 Calhoun, LA 71225

Posse with: _____

SMOKE IN THE WOODS . . .

(Continued from page 81)

Dayton and Cincinnati, the Middletown Sportsman's Club offered the ideal shooting venue for this historic event, particularly for those who love to shoot blackpowder. The cracker-jack Middletown staff had everything under control. Although we had a late spring rainstorm before the match, the campground was ready for the vast array of motor homes, trailers, and campers. Folks were housed close to the modern clubhouse equipped with full bathrooms and showers. Middletown also provided the sumptuous T-bone steak evening banquet Saturday after the main stages had been shot.

The Middletown Sportsman's Club is so easy to get to from anywhere in the country. The club, located in Middletown, Ohio, can now boast of two major events on their wonderful shooting complex. I'm putting in a plug for the upcoming SASS Regional Guns of August conducted the second week of August annually on the grounds of the Middletown Sportsman's Club, 6943 Michael Rd, Middletown OH 45402 (5113-422-5112 or fax 513-422-6113). The Guns of August continues to be such a popular event

because of its reputation for fun, friendliness, beautiful setting, and central location. Two major airports are located in the vicinity. It is also a great area for a vacation with numerous places to go and things to see within an hour's drive.

This year will be the eleventh anniversary of this event and the competition will include twelve stages, and Country Western star, Royal Wade Kimes, will return with his rocking band. This All American Music Cowboy provided an outstanding evening of music and the cowpokes were up and dancing as the prime entertainment at the banquet. A Model '66 rifle, built in collaboration by one of the great western supporters, Taylor Arms, and with an action job by world famous Lassiter will be raffled. See further details in *The Cowboy Chronicle*, and get your reservations in early for Guns of August 2008, as the posses will be limited again this year.

For further information on Smoke in the Woods 2009, The Guns of August 2008, or the host sponsors, The Big Irons, contact Deadwood Stan at 513-422-5112 or Lassiter at 937-687-1039. Of course, it's best to check out the Big Irons and SASS websites for up to the minute information. 🤠

ASK LUCKY BILL . . .

(Continued from page 28)

Dear Lucky Bill,

This is a particularly embarrassing problem for me. It is obvious I am a Cowboy Action Shooter. But I am also a LTTC, long time tobacco chewer. Herein lies my problem. While I'd love to give up the habit (I've tried many times,) I found it has control of me. When I shoot, it helps me relax if I chew at the same time. So that means when I shoot the stages, I am constantly spitting. I've spit in the eye of the RO numerous times. I can't count the number of timers I've ruined with errant chew. That bill alone is worth the price of a new Ruger Vaquero®. Most embarrassing is the time I accidentally spit in Cat's eye. Any advice you can give would be appreciated. Spit or quit, that is the question.

Messy in Missouri

Dear Messy,

To spit or to quit? That is the question. In this case I suggest my six-step program. One, buy one new six-shooter (pocket pistols do not count). Two, buy a new rifle or shotgun. Three, buy a new hat. Four, buy some new boots. Five, buy a new gun rig. Six, buy a new apparel item. These may be done in any

order, so long as each time you buy an item, you take a good pull of tobacco, and chew it as you normally would. But instead of spitting, you swallow it. On the one hand, you will be doing something enjoyable. On the other, you will be doing something you are not looking forward to. The outcome of the latter depends on how your body responds to the situation. Hopefully, so badly you'll want to quit. Regardless, when you have finished, you will have acquired a new hat, a new six-shooter, a new gun rig, a new rifle or shotgun, a new outfit, and some new boots. So, even if you haven't given up this dirty habit, you will at least have satisfied your "other" habit. In summation: if you quit, problem solved. If you don't quit, you only have one option. Swallow! Or the next eye involved may be your own black one.

Dear Lucky Bill

It's time to come out of the closet. I am a "costume nut." Just like the so-called "gamer" on the shooting side of SASS, I am a stickler for authenticity. The problem with being of this persuasion is that when people see me I know they speak behind my back. They are whispering, "look at the way he dresses ... he's so authentic, he probably can't shoot." I mean, just because a guy looks good doesn't mean he

can't hit a target or shoot fast. Another confession. I shoot a pair of .38 Cimarron® Lightnings. I don't shoot fast or accurate, but I have an absolutely splendid time shooting. All the boys I shoot with think I am fun to be around. Can I get people to quit talking behind my back?

Secret Sam

Dear Sam,

People will talk. You can't control other people much, if at all. Just hold your head high, and keep hitting or missing the targets in your own style. If you see people talking behind your back, untie the bandana around your neck and drop it on the ground. If one of them picks it up for you, you'll have a new friend. 🤠

For AD Rates

~ DONNA ~

(EXT. 118)

FROM THE SASS MERCANTILE

The Search for Corporal Dow


Written by Gene and Linda Solyntjes. This 200 page, hardbound book tells the reader all they need to know about researching just about any US Firearm as well as the genealogy of any person who ever served in the United States Armed Forces and it has beautifully illustrated pictures of weapons.



TO ORDER
 Call:
1-877-411-SASS
 or visit:
www.sassnet.com

Price: **\$34.95**
 ITEM# B00047-000





SASS COWBOY ACTION MATCH MANAGEMENT & SCORING SYSTEM

Simply the Best Way to Track, Monitor and Manage All of Your Cowboy Action Shooting Match Needs!

SASS Match Management & Scoring System - ORDER FORM

Match Management & Scoring System\$325.00

Order Total: _____

TAX(CA) Shipping & Handling: _____ \$15.00

Total Order: _____

The Match Management & Scoring System

The Match Management & Scoring System uses MS Access as its database engine. Since the install program includes the MS Access runtime module you won't need to purchase any additional software.

If you own MS Word the Match Management & Scoring System will extract mail merges for name and address labels. You can create your own specialized match certificates and the system will merge category winners into these templates.

During annual or regional matches you can track many different criteria, such as: dinner tickets, gun cart rentals, registration input (whether your registrations come from your web site, regular mail, e-mail, etc).

The Vendor registration module includes space management and tracking of payments and sponsorship fees. This module also prints vendor badges and dinner tickets.


The Match Management & Scoring System is capable of scoring by rank points, total time or category total time just by selecting the check box you want.

You're also able to track misses, penalties and bonuses so shooter can track their progress.

Annual Support

After the first 6 months there is an annual support fee of \$60.00 per year. This support fee covers all program updates, e-mail and telephone support.

CURRENTLY IN USE BY OVER 100 CLUBS



Benefits

- Track misses, penalties & bonuses
- Scores are computed
- Computerized posse assignments
- Print stage score sheets
- Print individual personalized score cards
- Easy extraction to Excel
- Score by individual or by posse/stage
- Print your own certificates
- Print confirmation letters
- Print dinner tickets
- Mailing labels
- Vendor registration
- Event tracking
- Integrated mail merges with MS Word
- Much, much more

Club Name: _____

Contact: _____

Address: _____

City: _____

State, Zip code: _____

Phone: _____

e-mail: _____

Method of Payment

Check MasterCard Am EX Visa

Discover

Acct. No _____ Exp Date _____

Signature _____ Date _____

Make checks payable to: SASS

Single Action Shooting Society
23255 La Palma Ave, Yorba Linda, California 92887
www.sassnet.com • 1 877 411-SASS

ALCHIMISTA'S 1873 COLT WITH 1860 ARMY GRIP FROM EMF . . .

(Continued from page 70)

dition into Mexico chasing after the bandit Pancho Villa. Patton used his personal 1873 .45 Colt sidearm in a stand up, in the street, gunfight straight out of the Old West with several of Pancho Villa's bandit band. He used it to kill several of Villa's men, including an important lieutenant, who were charging directly at him with guns blazing. Patton stood his ground in the middle of the street, dropping them with his SAA. After returning to camp with the bodies of the deceased banditos across the hood of his car like trophy deer, Patton was thereafter referred to as "my Bandito" by General Pershing. Later, during WW II, while Patton pushed the German Army back with his armored division, he carried an ivory gripped 1873 Single Action Army all the way across Europe.

EMF'S ALCHIMISTA .45 Colt

The Italian firm of F.lli Pietta was one of the primary pioneers in making Old West revolvers. They started with blackpowder revolvers like the 1851 and 1860 Colts, and the 1858 Remington revolvers. They are now among the leaders of the industry in manufacturing cartridge revolvers for Cowboy Action Shooting™ with their current line of 1873 Single Action Army Colt clones. These were created as a collaborative effort with EMF Company of Santa Ana, California as the Great Western II. EMF's President Boyd Davis (Wild Bunch member

General Grant, SASS #2) foresaw the problems and eventual availability issues arising from Beretta's buyout of Uberti. This was one of the factors that motivated the General into developing and marketing the Pietta manufactured Great Western II. They have now greatly improved quality control of Pietta revolvers since the pre-collaboration production standards. Piettas are now very comparable in quality to Uberti and even some Colts I have seen, though they are far less than the cost of even a basic Colt 1873 SAA.

When the Alchimista Great Western arrived, I was not disappointed. It is gorgeous! It is a 5 1/2" barreled model, with a deep, lustrous polished blue finish. The fit and finish is uniformly excellent. It has the "smokeless" style frame with transverse mounted, spring loaded, cylinder pin retaining screw of the post-1898 models. It also has the "smokeless" crescent style ejector rod. The metal to metal fit is perfect, as is the metal to wood fit.

The grip is the most interesting aspect of the "Alchimista" Great western in that it has the long, slender, brass frame grip of the 1860 Army Colt mated to the 1873 Colt frame! (There is historical precedent for this, as about 12 years ago at a high-end gun shop, I personally handled an old, first generation 1873 Peacemaker that had an original 1860 Army grip on it.) It has nicely chequered one-piece walnut grips. When you first pick it up,

your initial reaction is "WOW! What a nice feel!" The 1860 grip is longer and slimmer than the traditional 1873 Army grip. While not quite the 90-degree angle of the Bisley model Colts, it definitely points better and more naturally than the revolvers with the standard 1873 grip. As one of my main match guns is a Pietta 1860 Army with a .45 Colt Kirst Konverter, the "Alchimista" Great Western II with its 1860 grip would be a perfect revolver to pair with the 1860.

The timing of the Great Western is right on the money. This model also has a different trigger than the standard Great Western II. It is wider and set back more, allowing for a larger finger in the not overly large SAA trigger guard. The trigger breaks at 2-1/2 lbs, crisp with no creep. This is great for keeping it on target while squeezing off a round. The action is exceptionally light and smooth, enabling for quick cycling of the hammer. The front sight is robust, and the rear sight notch is ample, giving it a great sight picture. This gives it very quick target acquisition.

How does the Great Western "Alchimista" do as far as shooting? Well, unfortunately I wasn't able to actually shoot my sample. I had to send it back for its debut at the Shot Show. I have test fired Great Western revolvers before, however, and they tend to be above average in the accuracy department. This is probably because of their great sight picture,

and their generally excellent trigger pulls and actions. I know you won't be disappointed. They will be available in three calibers: .45 Colt (which will also chamber and fire the .45 Schofield and .45 Cowboy Special rounds), .44-40, and .357 Magnum/.38 Special. That variety should make just about everyone happy. For now, at least, it is available only in blue finish. If you want nickel or engraved, it would involve a special order. As for barrels, it is only being manufactured with the 5 1/2" barrel. That's okay, though, as that is the most popular barrel length in Cowboy Action Shooting™.

It should be fairly obvious to most people that the Great Westerns, in general, are a much better buy for the buck than the "Real" Colts. While I do prefer to try to "buy American," when possible, that is not always possible in this global economy. The EMF Great Western is made by Pietta's Italian craftsmen in Brescia, a region famous for making guns since prior to the Revolutionary War. The Great Western with the 1860 grip in .45 Colt (or either of the other calibers) would be a good addition to anyone's Cowboy Action Shooting™ battery. Once you hold it and feel the balance, it will sell itself!

You can check out the Great Westerns and this 1860 grip version (I call it their "Alchimista," but officially it is only called their 1860 grip version) at their web site www.emf-company.com. You can also call Debbie or Becky at 949-261-6611. Tell them ol' Tuolumne Lawman sent ya! 🤠



SASS APPAREL

Mercantile

2008 COWBOY ACTION SHOOTING T-SHIRT

Price: \$19.95
 • Hanes Beefit - T shirt, Ash color. SASS Marshal logo on the front left chest. New Cowboy Action Shooting art on bac.
 ATSCAS08-

Please specify size - S,M,L,XL,2XL & 3XL

NEW



COWBOY ACTION SHOOTING T-SHIRT

Price: \$14.95
 • This 100%, pre-shrunk, heavy weight t-shirt comes with the SASS Marshal logo positioned on the left chest. Back top: The Single Action Shooting Society. Back bottom: Cowboy Action Shooting Celebrating America's Wild West Heritage.

ATS007-GR
 Please specify size



FOUNDERS RANCH LONG SLEEVE BUTTON-UP SHIRT

Price: \$39.95
 • This stylish denim shirt features an embroidered SASS Logo above a buttoned pocket.
 • Available in M, L, XL, XXL.

ABL004-TN
 Please specify size



SASS MOUNTED FIELD JACKET

Price: \$95.00
 • Made with 100% cotton duck with saddle blanket lining. Many convenient pockets inside and out. Split-back design to help provide for ease of movement.
 • Available in M, L, XL, XXL.

AJ0002-MT
 Please specify size



SASS MARSHAL FIELD JACKET

Price: \$95.00
 • Mustard colored 100% cotton duck with blanket lining.
 • Many convenient pockets inside and out.
 • Split-back design to help provide for ease of movement.
 • Available in M, L, XL, XXL.

AJ0001-MTM
 Please specify size

SASS COLLEGIATE LONG SLEEVE T-SHIRT

Price: \$24.95
 • This stylish collegiate long sleeve shirt commemorates the 1873 Colt Single Action Army and the Winchester '73
 • Writing down right sleeve
 • Limited Sizes Available

ATS004-LS
 Please specify size



FOUNDERS RANCH T-SHIRT

Price: \$14.95
 • This 100%, pre-shrunk, heavy weight t-shirt comes with the SASS Founders Ranch logo positioned on the left chest
 • Back shown
 • Available in S, M, L, XL, and XXL

ATS002-BN
 Please specify size



SASS EMBROIDERED DENIM SHIRT

Price: \$39.95
 • This stylish denim shirt features a highly embroidered SASS Logo above a buttoned pocket.
 • Made from a subtle but sturdy cotton denim, the button down collar adds a stylish look.
 • Available in L, XL, XXL, Youth/Ladies Medium and Youth/Ladies Large

ABL002-DE
 Please specify size

SASS COLLEGIATE SWEAT SHIRT

Price: \$29.95
 • This stylish collegiate sweat shirt commemorates the 1873 Colt Single Action Army and the Winchester '73
 • Limited Sizes Available

ABL002-DE
 Please specify size



SASS DELUXE BALL CAPS

Price: \$19.95
 • This deluxe ball cap is 15% wool and 85% acrylic with 6 panels and sewn eyelets
 • The SASS Marshal is embroidered on the front of the cap and there is a plastic snap size-adjuster in the back so you can get the perfect fit!
 • Available in Navy Blue, Red and Black
 • One size fits all

Black AC0001-BKD
 Navy Blue AC0001-NYD
 Red AC0001-RD0



JOHN DWAYNE DELUXE BALL CAP

Price: \$19.95
 • This deluxe ball cap is 15% wool and 85% acrylic with 6 panels and sewn eyelets
 • John Dwayne is embroidered on front with SASS on the back above the plastic snap size-adjuster!
 • Available in Black, Navy Blue and Red
 • One size fits all

Black AC0002-BKD
 Navy Blue AC0002-NYD
 Red AC0002-RD0



FOUNDERS RANCH BALL CAP

Price: \$19.95
 • This deluxe ball cap is 100% cotton with 6 panels and sewn eyelets
 • The Founders Ranch logo is embroidered on front
 • One size fits all

AC0003-BN0



TO ORDER CALL: (877) 411-SASS or visit www.sassnet.com



SASS

ACCESSORIES

Mercantile

SASS Collectors Badge rests on top of the ring cut outs



CUSTOM LEATHER POUCH BADGE HOLDER

Price: \$39.95
 • Hand stitched with heavy duty snap
 • Available in Black, Brown, and Tan

Black L00002-BKD
 Brown L00002-BND
 Natural L00002-NAT



CUSTOM LEATHER SASS BADGE HOLDER

Price: \$19.95
 • Hand stitched with heavy duty snap
 • Available in Black, Brown, and Natural

Black L00001-BKD
 Brown L00001-BND
 Natural L00001-NAT



SASS STERLING SILVER MONEY CLIP

Price: \$45.00
 • Crafted from Sterling Silver

G00010-000



CYLINDER PENCIL HOLDER BLUE AND NICKEL

Blue Pencil Holder - Price: \$29.95
 Nickel Pencil Holder - Price: \$34.95
 • Available in Blue and Nickel

Blue G00020-BLU
 Nickel G00020-NIC

Mercantile

CUSTOM ORDERS



CUSTOM ORDER

SASS COLLECTOR BADGES - GOLD AND SILVER

Price: \$43.95 - Gold Collectors Badge LIFE MEMEBERS ONLY (Includes \$9.00 shipping)
 Price: \$33.95 - Silver Collectors Badge (Includes \$9.00 shipping)
 • Law enforcement-type badges are made in the U.S.A. and constructed of heavy brass alloy
 • The Gold Badge is plated in 24 karat gold
 • The Silver Badge is Rhodium plated for a high luster, scratch resistant, non-tarnish finish
 • All custom orders take 4-6 weeks

Gold C00001-G00
 Silver C00001-S10



CUSTOM ORDER

CLASSIC CAST IRON WALL CLOCK WITH YOUR ALIAS

Price: \$109.95 (Price includes shipping to Continental US. Extra Shipping applies to Alaska, Hawaii and International)
 • Please select a color, and enter your Alias and SASS Number, (see website for form or call 1-877-411-SASS to speak to a customer service representative)
 • Available in Black or Rust

Black C00006-000-BLA
 Rust C00006-000-RUS



CUSTOM ORDER

SASS DELUXE BELT BUCKLE WITH OR WITHOUT ALIAS

Price: \$84.00 - With Alias (Includes \$9.00 shipping)
 Price: \$60.00 - Without Alias (Includes \$9.00 shipping)
 • All custom orders take 4-6 weeks

C00002-000



CUSTOM ORDER

SASS DELUXE LADIES DRESS BUCKLE WITH ALIAS

Price: \$89.00 (Includes \$9.00 shipping)
 • All custom orders take 4-6 weeks

C00003-000



CUSTOM ORDER

SASS DELUXE MENS DRESS BUCKLE WITH ALIAS

Price: \$89.00 (Includes \$9.00 shipping)
 • All custom orders take 4-6 weeks

C00004-000



CUSTOM ORDER

SASS SUPREME BELT BUCKLE WITH ALIAS

Price: \$124.00 (Includes \$9.00 shipping)
 • SASS Supreme Custom Belt Buckle in Bass Relief Customized with your Alias
 • All custom orders take 4-6 weeks

C00005-000

TO ORDER CALL: (877) 411-SASS or visit www.sassnet.com

SASS COLLECTIBLES

Mercantile

FOUNDERS RANCH LAPEL PIN

PRICE: \$4.95

• Lapel pin is 7/8" x 7/8". Has gold lettering and trim with background burgundy.

P00005-000



SASS CONVENTION 2006 LAPEL PIN

Price: \$4.95
• 5th Annual SASS Convention and Wild West Christmas lapel pin from 2006. This pin is a great souvenir.

PC0600-000



END OF TRAIL 2005 LAPEL PIN

Price: \$4.95
• 24th Anniversary End of Trail lapel pin from 2005. This pin is a great souvenir to have from End of Trail, the Cowboy Action Shooting Championships.

PE0500-000



END OF TRAIL 2006 LAPEL PIN

Price: \$4.95
• 25th Anniversary End of Trail lapel pin from 2006. This pin is a great souvenir to have from End of Trail, the Cowboy Action Shooting Championships.

PE0600-000



SASS MARSHAL LAPEL PIN

Price: \$4.95
• The SASS Marshal lapel pin is a great collector's item.

P00001-000



SASS WATCH FOB WITH LEATHER STRAP GOLD AND SILVER

Price: \$14.95 - Gold Watch FOB
Price: \$14.95 - Silver Watch FOB
• Available in Silver or Gold with an adjustable leather strap

Gold G00016-G00
Silver G00016-S10



EMBROIDERED SASS MARSHAL PATCH

Price: \$5.95
• 3" Patch embroidered SASS logo
• Great for spicing up a jacket or duffel bag

G00012-000



SASS LICENSE PLATE FRAME WITH FOUR-COLOR CAR PLATE

Price: \$14.90
• Brite Chrome finish license plate frame with SASS logo plastic plate

G00009-000



SASS GUN CLEANING PAD

Price: \$12.95
• Sturdy green Dymate gun cleaning pad
• Washable, waterproof stain resistant pad
• Measures 16" x 54"
• Folds for easy storage

G00019-000



SASS ZIPPERED KOOZIE

Price: \$12.95
• High quality, black, durable neoprene zippered koozie ensures your favorite bottled beverage stays chilled
• Features a non slip base

G00021-000



SASS MOUSE PAD

Price: \$9.95

G00011-000



SASS HITCH COVER

Price: \$39.95
• Made with high quality, durable steel and highlighted with the SASS Marshall in acrylic
• The ideal way to beautify your hitch

G00022-000



SASS BADGE LAPEL PIN GOLD AND SILVER

Price: \$9.95 - Gold
Price: \$9.95 - Silver

Gold P00003-000
Silver P00002-000

MUGS & MORE



SASS TRAILER SIZE DECAL

Price: \$43.95
• The SASS trailer size decal is perfect for your recreational vehicle or club
• Complete color detail, the decal is a peel-and-stick
• Easy to install with a spray bottle and water

G00003-000



TRAVEL MUG, RUST COLOR

Price: \$19.95
• 16 oz Rust color Mug, Stainless with SASS Marshall logo on two sides

M00009-000



8 OUNCE STAINLESS STEEL HIP FLASK

Price: \$21.95
• 8 Ounce Stainless Steel engraved Hip Flask
• Each Flask is 100% Stainless Steel with the SASS Marshall Logo and includes a hinged safety cap

G00020-000

SASS MARSHALL DECAL

Price: \$5.00 each or 3 for \$9.00
• Full color self stick decal

G00004-000



SASS BULLET HOLE MUG

Price: \$9.95
• Ceramic mug with bullet hole design

M00002-000



JOHN DWAYNE MUG

Price: \$12.95
• Ceramic mug with SASS logo on one side and EOT John Dwayne Logo on the other

M00001-000



FOUNDERS RANCH MUG

Price: \$11.95
• Ceramic mug with the SASS Founder's Ranch logo in deep red emblazoned on both sides

M00004-000

TO ORDER CALL: (877) 411-SASS or visit www.sassnet.com



SASS

BOOKS

Mercantile



A BOOK OF PHOTOGRAPHS FROM LONESOME DOVE

PRICE: \$45.00

Lonesome Dove is a great book that had the rare fortune of being made into a great movie. And now, through Bill Wittliff's photographs, we have a third generation of Lonesome Dove artistry.

800050-HRD

NEW




COWGIRLS, WOMEN OF THE WILD WEST

Price: \$45.00

• Written by Elizabeth Clair Flood
• A tribute to the women of the frontier
• Hardcover- 9 1/2 x 11 1/2
• 224 pages- b&w/color photos

800010-000



SINGLE ACTION SIXGUNS

Price: \$39.95

• Includes hundreds of full-color photos and up-to-the-minute reloading data for today's hottest cowboy action guns.

800042-000



THE GUNS OF THE GUNFIGHTERS

Price: \$34.99

• Written by Doc O'Meara
• Strips away the myths surrounding the gunfighters firearms
• Hardcover- 8 1/2 x 11
• 208 pages- b/w & color photos

800025-000



OUT OF THE WEST, THE GUND COLLECTION OF WESTERN ART

Price: \$34.95

• By Susan Campbell, Ph.D.
• Features the Gund Collection of Western Art, including paintings, drawings, prints and sculptures.

800041-000



COWBOY SLIM - A CHILDRENS COWBOY BOOK

Price: \$15.95

Action-filled drawings capture the excitement of a cattle run to Dodge City. This fascinating book is perfect for the Buckaroo and Buckarettie in your life.

800044-000



EL TIGRE

Price: \$20.00

El Tigre is a fast moving story that chronicles the life of Johann Heinrich von Manfred from his youth as a student in a Prussian military academy through his many exciting and dangerous adventures.

800051-HRD



COWBOY SHOOTERS BLACK POWDER GUIDE

Price: \$19.95

• Discusses in detail the replica firearms that Cowboy Shooters most often choose and how they are used in Cowboy Action Shooting

800005-000



BIG BORE HANDGUNS

Price: \$39.95

• Written by John Taffin
• In Big-Bore Handguns, Taffin shares his wealth of experience, expertise and insight on the world's most powerful handguns.

800009-000



BIG BORE SIXGUNS

Price: \$39.95

• Written by John Taffin
• Relates how these guns influenced each other and provides insight of competitive shooting

800004-000



COWBOYS & TRAPPINGS OF THE OLD WEST

Price: \$45.00

• The history of the craftsmen and the evolution of their gear
• Hardcover- 9 1/2 x 11 1/2
• 224 pages- b&w/color photos

800008-000



COWGIRL ACTION SHOOTING

Price: \$19.95

• Written by Aimless Annie
• A tribute to the women of Cowboy Action Shooting

800002-000



BUCKSKIN BESSIE - HER LOST LETTERS

Price: \$14.95

• By Monica James, Soft cover material
• This biography details the life of Buckskin Bessie.

800043-000



OLD GUNS AND WHISPERING GHOSTS

Price: \$39.95

• The dramatic history of Wild West Firearms and those who carried them - 1866-1916.

800046-000




THE COWBOY WAY

Price: \$19.95

• Written and photographed by Mimi Altree & Don Cottereras
• Color 200 page book, published by Longstreet Press

800001-000



GUNS OF THE NEW WEST

Price: \$22.99

• Written by David R. Chicoine
• Chicoine tests and evaluates handguns, rifles, and shotguns in this in-depth, yet easy to use guide to modern replica firearms.

800012-000



GUNSMITHING GUNS OF THE OLD WEST 2ND EDITION

Price: \$29.95

• Written by David R. Chicoine
• Complete instructions on the maintenance and repair of the greatest guns of the Old West era

800033-000



COWBOYS, THE END OF THE TRAIL

Price: \$8.95

• Written by Alton Fryor
• This book chronicles the adventures and real life experiences of cowboys, not just on the mainland US, but also on the Island of Hawaii in the 1800's

800029-000



THE SEARCH FOR CORPORAL DOW

Price: \$34.95

• This 200 page, hardbound book tells the reader all they need to know about researching just about any US Firearm.

800047-000



PINTO'S TALES

Price: \$12.95

• Written by Pat Schultz
• Written with a combination of love of Old West history, real experience with the Western way of life and humor

800015-000



PACKING IRON

Price: \$45.00

• Written by Richard C. Rattenbury
• The definitive chronicle of gunleather of the frontier West

800014-000



BEYOND THE RIO GRANDE

Price: \$27.95

• Written by Steve Shaw, aka Ellsworth T. Kinkaid, SASS #6037, intertwines honor, true friendship, and the camaraderie of a special breed of men—the Texas Rangers.

800045-000




SHOOTING BUFFALO GUNS OF THE OLD WEST

Price: \$29.95

• Written by Mike Venturino
• Covers Trapdoor Springfield, Sharps, Remingtons, and much more

800029-000



SHOOTING COLT SINGLE ACTIONS

Price: \$24.95

• Written by Mike Venturino
• Tips on Single Action Shooting and how to clean and disassemble the Colt

800021-000



SHOOTING LEVER GUNS OF THE OLD WEST

Price: \$26.95

• Written by Mike Venturino
• The definitive guide to Old West lever action rifles

800022-000



SHOOTING SIXGUNS OF THE OLD WEST

Price: \$25.50

• Written by Mike Venturino
• The definitive book on Shooting Sixguns of the Old West

800023-000



SMITH & WESSON SIXGUNS OF THE OLD WEST

Price: \$75.00

• Written by David Chicoine
• Both collectors and shooters will agree that the level of detail is unprecedented

800032-000



CLASSIC GUNFIGHTERS VOLUME I

Price: \$29.95

• Over 100 colorful pages drawn by the acuthor himself. Details include myths and facts resolved, timelines, complete with actual photos.

800038-SFT



CLASSIC GUNFIGHTS VOLUME II - BLAZE AWAY!

Price: \$29.95

• This fascinating book boasts over 100 colorful pages that chronicle the 25 most influential Gunfights at the Famous OK Corral.

800039-SFT



CLASSIC GUNFIGHTERS VOLUME III

Price: \$29.95

• This third volume is the most ambitious yet. It has 26 gunfights including bigger shoot-outs such as the Battle of the Little Bighorn and the Atams.

800049-SFT

TO ORDER CALL: (877) 411-SASS or visit www.sassnet.com



SASS

VIDEOS & DVDS

Mercantile

END OF TRAIL, 2006

Price: \$24.95 - DVD

The Silver 25th Anniversary Edition! Relive the fun and flavor of this event including the costume contest, cowboy dancing, all 12 stages of fire, interviews with competitors and vendors and everything that has made the END of TRAIL what it is today.

VD0044-000

NEW



COWBOY ACTION SHOOTER TV 2004 SERIES: VOLS 1-4

Price: \$89.95 - DVD

- The Complete 13 episode 2004 Cowboy Action Shooter Series on DVD
- Volumes 1-4

VD0005-000



COWBOY ACTION SHOOTER TV - VOLUME I

Price: \$24.95 - DVD

- Episode 1-EOT Action Shooting
- Episode 2-EOT Mounted Shooting
- Episode 3-EOT Ladies Edition

VD0001-000



COWBOY ACTION SHOOTER TV - VOLUME II

Price: \$24.95 - DVD

- Episode 4-Shootout at Mule Camp
- Episode 5-Hell on Wheels
- Episode 6-Shootout at Horse Ridge

VD0002-000



COWBOY ACTION SHOOTER TV - VOLUME III

Price: \$24.95 - DVD

- Episode 7-Guns of August
- Episode 8-Mason Dixon Stampede
- Episode 9-Showdown at Buck Creek

VD0003-000



COWBOY ACTION SHOOTER TV - VOLUME IV

Price: \$24.95 - DVD

- Episode 10-SASS International Black Powder Championships
- Episode 11-Shootout at Deadman's Pt.
- Episode 12-SASS Western Regional
- Episode 13-SASS Convention

VD0004-000



BAR-H INTRODUCTION TO COWBOY ACTION SHOOTING

Price: \$24.95 - DVD

- A great entry level video

DVD - VD00008-000



BAR-H TOP SHOOTERS GUIDE PART I

Price: \$24.95 - DVD

DVD - VD00009-000



BAR-H TOP SHOOTERS GUIDE PART II

Price: \$24.95 - DVD

DVD - VD00010-000



2004 END OF TRAIL

Price: \$24.95 - DVD

Price: \$24.95 - VHS

- The 1997 World Championship of Cowboy Action Shooting

DVD - VD00006-000

VHS - VV00006-000



1997 END OF TRAIL

Price: \$19.95 - VHS

- The 1997 World Championship of Cowboy Action Shooting

VV00005-000



2001 END OF TRAIL

Price: \$24.95 - VHS

- The 20th Anniversary END of TRAIL 2001 Video

VV00007-000



CREATING YOUR OWN VICTORIAN HAT

Price: \$29.95 - DVD

- Learn the secrets of making Victorian hats with all the flare and elegance

VD00037-000



MAKING YOUR OWN VICTORIAN BALL GOWNS

Price: \$29.95 - DVD

- This video shows you where to find second hand prom dresses and how to take two or three dresses and make one beautiful gown for pennies

VD00038-000



CREATING YOUR OWN B-WESTERN OUTFIT

Price: \$29.95 - DVD

- Teaches how to design and make breathtaking outfits for men or women
- Hurricane will also share with you the accessories that must accompany the outfit to make it complete

VD00007-000



THE DARK SIDE

Price: \$29.95 - DVD

Price: \$29.95 - VHS

- Learn shooting techniques along with how to load cap and ball revolvers, lever action rifles, and double barrel shotguns

DVD - VD00022-000

VHS - VV00025-000



OUTLAW ANNIE'S BEST OF MOUNTED SHOOTING - VOL. I

Price: \$34.95 - DVD

- Highlights include Shooting Technique, Horse Training Tips, Stage Patterns, Wardrobe Tips, and Competition Footage

VD00017-000



OUTLAW ANNIE'S MOUNTED SHOOTING - VOL. II COMPETITIVE EDGE

Price: \$39.95 - DVD

Price: \$39.95 - VHS

- Mounted shooting drills, expert's advice on bits, sports medicine and more

DVD - VD00018-000

VHS - VV00018-000



BOB MUNDEN "THE FASTEST GUN WHO EVER LIVED"

Price: \$34.95 - DVD

- You'll be amazed at the skills Bob Munden displays with pistols and rifles including fast draw, card splitting, multiple shot finger fanning, pistol spinning and aerial shooting

VD00036-000



GUNPLAY

Price: \$19.95 - DVD

- The world's greatest trick and fancy gun artists, sharpshooters, movie stars and stuntmen!

VD00043-000



GUNPLAY MADE EASY PART I

Price: \$19.95 - DVD

- Learn traditional Hollywood western fast draw and gun spinning from top international movie gun coach Alex Green

VD00041-000



GUNPLAY MADE EASY PART II

Price: \$19.95 - DVD

- Part II picks up where Part I left off. More advanced gun spinning, fast draw and trick shooting

VD00042-000



BOB MUNDEN - THE COLLECTOR'S EDITION

Price: \$9.95 - DVD

- This collectible DVD includes a full 2 hrs and 20 minutes of super shooting!

VD00039-000



HOW TO BE A MASTER GUNFIGHTER

Price: \$29.95 - DVD

- This video contains expert instruction in fast draw and Cowboy Action Shooting, as well as speed shooting demonstrations

VD00015-000



GUNSITE'S COWBOY ACTION SHOOTING

Price: \$29.95 - VHS

- Learn how to safely handle and operate single action in an exciting introductory video by one of the world's top training centers

VV00001-000

TO ORDER CALL: (877) 411-SASS or visit www.sassnet.com



SASS

VIDEOS & DVDS

Mercantile



GUN TWIRLING FOR BEGINNERS
 Price: \$14.95 - DVD
 • Pistol Packin' Paula, entertainer and accomplished stuntwoman, shares her tips about gun handling with her .45 Colt in a 20 minute video
 VD00014-000



ROY ROGERS & RANDY TRAVIS COWBOY ACTION SHOOTING
 Price: \$19.95 - VHS
 • Join Roy Rogers, Randy Travis, and Dusty Rogers as they look at one of the nation's fastest growing membership organizations - SASS
 VV00011-000



SPEED & ACCURACY COWBOY ACTION STYLE
 Price: \$29.95 - DVD
 • This informative how-to video shows you the best shooting tips and techniques using single action revolvers, lever action revolvers, and cowboy style shotguns
 VD00021-000



CUSTOMIZING THE COLT SINGLE ACTION ARMY
 Price: \$29.95 - VHS
 • Master Gunsmith Larry Crow shows you everything you need to know about customizing a Colt Single Action Army for increased accuracy and reliability
 VHS - VV00003-000



COLT SINGLE ACTION ARMY COMPLETE DISASSEMBLY & REASSEMBLY, CLEANING & MAINTENANCE
 Price: \$29.95 - VHS
 • Master gunsmith, Larry Crow shows you complete disassembly and reassembly of the Colt Single Action Army revolver along with cleaning and maintenance tips.
 VV00002-000



DVDs sold separately

EVIL ROY - VOL I PISTOL TECHNIQUES

Price: \$29.95 - DVD
 • Award winning pistol techniques and drills for all levels of CAS shooters
 VD00011-000

EVIL ROY - VOL II RIFLE TECHNIQUES

Price: \$29.95 - DVD
 • Award winning rifle techniques and drills for all levels of CAS shooters
 VD00012-000

EVIL ROY - VOL III SHOTGUN TECHNIQUES

Price: \$29.95 - DVD
 • Award winning rifle techniques and drills for all levels of CAS shooters
 VD00013-000

EVIL ROY - VOL IV HANDLING & TRANSITIONS

Price: \$29.95 - DVD
 • Award winning handling and transition techniques for all levels of CAS shooters
 VD00040-000

LIFE MEMBERS



LIFE MEMBER MUG
 Price: \$14.95
 • We took our favorite mug and transformed it for you, the SASS Life Member!
 • Designed with the distinguishable SASS Life Member Logo, this mug is sure to please any SASS Life Member
 M00007-000



LIFE MEMBER LAPEL PIN
 Price: \$8.95
 • Show your Life Member Status with the distinctly designed SASS Life Member Logo
 • The perfect accompaniment to your Gold Badge
 P00007-000



LIFE MEMBER EMBROIDERED BALL CAP
 Price: \$18.95
 • This stylish ball cap is embroidered with the SASS Life Member logo on front.
 • One size fits all
 AC0005-BKD



LIFE MEMBER PULLOVER SWEATSHIRT
 Price: \$39.95
 • Our heavy duty SASS Life Member Pullover Sweatshirt was designed with versatility in mind
 • It is sure to keep you warm and comfortable on the range.
 • Available in M, L, XL, XXL and XXXL
 ASL002-LS
 Please specify size



LIFE MEMBER BUTTON DOWN OXFORD SHIRT
 Price: \$39.95
 • Embroidered with the SASS Life Member Logo
 • Perfect for work or play
 • Available in M, L, XXL and XXXL
 ABL005-LS
 Please specify size

TO ORDER CALL: (877) 411-SASS or visit www.sassnet.com



SASS

FINE FIREARMS

Mercantile

SASS COLT SINGLE ACTION

Price: \$1,325.00

From the moment you hold a genuine Colt Single Action Army you understand what legends like Hickok, Earp and the original Wild Bunch have known since Colt was first awarded its patent in 1871. Now, as a SASS Member, You can create your own legend with the exclusive Colt SASS Single Action. The *Special Edition Colt SASS Single Action (Model "P" Peacemaker)* is custom built to your specifications with your SASS badge number as the serial number. Choose from three distinct models – The SASS Shooter, SASS Regulator or the SASS Marshal. Each model is hand crafted by the Colt Custom Shop and covered by Colt's Standard Lifetime Service Agreement. Blue with case color hardened or nickel finish, choice of barrel lengths and caliber make your SASS Colt a one-of-a-kind original. You can even have your alias panagraphed down the backstrap. Pairs are available with a second gun having a reversed serial number from the first. (00001-99999SASS). Don't delay. Create your own history and legacy by adding The Colt SASS Single Action to your collection today. After all, Real Cowboys Shoot Colts. America's First Name in Firearms Colt Since 1836.

THE SASS SHOOTER, MODEL #1 - \$1,335.00

The SASS Shooter comes with your choice of barrel length, caliber and finish. No other modifications are available.

THE SASS REGULATOR, MODEL #2 (10 LETTERS) - \$1,635.00

The SASS Regulator comes with your choice of Finish, Barrel Length and Caliber. This model also includes your choice of Custom Grips and your Alias (up to 10 letters) panagraphed down the backstrap in your choice of script or block.

THE SASS REGULATOR, MODEL #2 (20 LETTERS) - \$1,690.00

The SASS Regulator comes with your choice of Finish, Barrel Length and Caliber. This model also includes your choice of Custom Grips and your Alias (up to 20 letters) panagraphed down the backstrap in your choice of script or block.

THE SASS MARSHAL, MODEL #3 (10 LETTERS) - \$2,320.00

The SASS Marshal includes Colt's B-Engraving and comes with your choice of Finish, Barrel Length and Caliber. This model also includes your choice of Custom Grips and your Alias (up to 10 letters) panagraphed down the backstrap in your choice of script or block.

THE SASS MARSHAL, MODEL #3 (20 LETTERS) - \$2,415.00

The SASS Marshal includes Colt's B-Engraving and comes with your choice of Finish, Barrel Length and Caliber. This model also includes your choice of Custom Grips and your Alias (up to 20 letters) panagraphed down the backstrap in your choice of script or block.

OWN A HANDFUL OF HISTORY

From the moment you hold a genuine Colt Single Action Army you understand what legends like Hickok, Earp and the original Wild Bunch have known since Colt was first awarded its patent in 1871.

Now, as a SASS Member, you can create your own legend with the exclusive Colt SASS Single Action. The Special Edition Colt SASS Single Action is custom built to your specifications with your SASS Badge number as the serial number.

Choose from three distinct models – The SASS Shooter, SASS Regulator or the SASS Marshal. Each model is hand crafted by the Colt Custom Shop and covered by Colt's Standard Lifetime Service Agreement.

Blue or nickel finish, choice of barrel lengths and caliber make your SASS Colt a one-of-a-kind original. You can even have your alias panagraphed down the backstrap. Pairs are available with a second gun having a reversed serial number from the first. (00001-99999SASS).

Don't delay. Create your own history and legacy by adding the Colt SASS Single Action to your collection today. After all, Real Cowboys Shoot Colts.

COLT **SASS**

AMERICA'S FIRST NAME IN FIREARMS COLT SINCE 1836

Allow 9 to 12 months for delivery

IMPORTANT: Stag Grips are no longer available with this program. No alternative configurations are available. This offer valid only to current SASS Members. Buyer is responsible for identifying a dealer to receive the firearms. A photocopy of the dealers Federal Firearms License (FFL) bearing an original signature must be sent to SASS before your Colt SASS Single Action can be shipped or delivered.

Price includes shipping to Continental US. Extra Shipping applies to Alaska, Hawaii and International.

Product Options:
You may customize your fine Colt from the following options. Please enter your 10 or 20 letter SASS Number/Alias in the last box when ordering the SASS Regulator or SASS Marshall.

NOTE: ALL SHIPPING INCLUDED IN THE PRICE

Mail completed form and payment to:

SASS
23255 La Palma
Yorba Linda, CA 92887

SASS#: _____
Alias: _____
Name: _____
Address: _____
City: _____
State: _____ Zip: _____
Country: _____
Telephone: _____
Email: _____

EL #1 - The SASS Shooter

Case color: Blue Nickel
Barrel Length: 4 3/4" 5 1/2"
Caliber: .45LC .44/40 .38/40
Qty _____ X \$1335=\$ _____

MODEL #2 - The SASS Regulator

Case color: Blue Nickel
Barrel Length: 4 3/4" 5 1/2"
Caliber: .45LC .44/40 .38/40
Alias: _____
Alias Panagraphed In: Script Block
Alias up to 10 letters: Qty _____ X \$1635=\$ _____
Alias up to 20 letters: Qty _____ X \$1690=\$ _____
 Imitation Ivory
 Buffalo Horn

MODEL #3 - The SASS Marshal

The SASS Marshal includes B-Engraving
Case color: Blue Nickel
Barrel Length: 4 3/4" 5 1/2"
Caliber: .45LC .44/40 .38/40
Alias: _____
Alias Panagraphed In: Script Block
Alias up to 10 letters: Qty _____ X \$2320=\$ _____
Alias up to 20 letters: Qty _____ X \$2415=\$ _____
 Imitation Ivory
 Buffalo Horn

TOTALS

International Fees:	\$ _____
Total Amount of Merchandise:	\$ _____
CA Residents Add 7.75% Tax:	\$ _____
Shipping (All Shipping Included):	N/A
GRAND TOTAL:	\$ _____

PAYMENT METHOD

VISA Master Card Discover Card
 AMEX Money Order
 Check #: _____
Card #: _____
Expiration Date: _____
Signature: _____

NOTE: Sorry, no alternative configuration. This offer valid only to SASS Members in good standing. Buyer is responsible for identifying a dealer to receive the firearms. A photocopy of the dealers Federal Firearms License (FFL) bearing an original signature must be sent to SASS before your Colt SASS Single Action can be shipped or delivered.

* Stag Grips and 7 1/2 inch Barrels are no longer available.

TO ORDER: MAIL COMPLETED FORM AND PAYMENT or visit www.sassnet.com

BOZEMAN TRAIL ARMS, MFG.
 Recommended by Mike Venturino

**COLT S.A.A., CLONE, VAQUERO ACTION JOBS
 CUSTOM ONE-PIECE GRIPS AND MORE**
www.bozemantrailarms.com

Tom Sargis, Jr., Proprietor 28 Lake Drive
 FFL #9-81-034-01-2F-35193 Livingston, MT 59047
 E-mail: gunsmith@bozemantrailarms.com (406) 223-1111

BEAR BONE KNIVES
 TRADITIONAL OLD WEST BOWIES
 BY "BEAR BONE SMITH"
 (541) 582-4144
 SASS #10719



VISIT MY
 KNIFE GALLERY AT
www.bearbone.com



BARON DESIGN
ENGRAVING

CUSTOM Engraving over 25 years of service
baronengraving.com 203-452-0515



For Custom Inlayed Grips & Unique Gun Leather
 423 743 3880
www.gunfigher928.com

TED BLOCKER
 Holsters



9438 SW Tigard Street
 Tigard, OR 97223
 800.650.9742
 503.670.7972
www.tedblockerholsters.com

cal-graf.com • 800-367-5203

- Simple Cart
- Suitcase Cart
- Cowboy Coffin
- Range Kart
- Accessories



Big Timber, Montana

BLANK AMMO

For Practice, Training or Shows! Large Inventory, Wide Variety! .38, .45, also 5&1 Available in Full Load, 1/2 or primer only! From 22 to 50 cal.
 Call Us For Your Special Blanks!

Also Blank Firing Guns
 NO LICENSES OR PERMITS REQUIRED
 Many Models to Choose From!

WESTERN STAGE PROPS
 800-858-5568
 702-873-1100
www.WesternStageProps.com

3945 W. RENO AVE., SUITE F, LAS VEGAS, NV 89118 ★ USA

BALLISTOL

CLEANS • LUBRICATES • PROTECTS

- DISSOLVES BLACK POWDER RESIDUES
- Non-Toxic • Emulsifies with Water • Softens & Protects Leather
- Biodegradable • Protects against Rust • Never Goes-up or Hardens
- Ideal for Pistol Grips, Rifle Stocks, Knives, & Collectibles

BALLISTOL USA
 1-800-253-2460
www.ballistol.com


DEALERS WANTED
 INDIVIDUAL ORDERS WELCOME
 CASH LOTS FOR POSSES

1 CYPRESS KNEE TRAIL • KITTY HAWK, NC 27949

www.grdriscoll.com


"Amigo"
 GUNCARTS
 ☆☆☆☆ Since 1997

G.R. Driscoll Studio Workshop
 7 Lyndeborough Road, Amherst, NH 03031



Adirondack Jack's Trading Post
 presents
Cowboy .45 Special Cartridge Brass

The best .45 cartridge for use in action games!
 Visit us on the web at cowboy45special.com
 or call 518 773 8739



WALKER '47

FIREARMS FOR TODAY AND YESTERYEAR

Andy Cauble
 Owner

1238 S. Beach Blvd., #K (at Hobby City)
 Anaheim, CA 92804-4828
 tel: 714-484-8171 / fax: 714-484-8179
 email: info@walker47.com
 web: www.walker47.com

We specialize in Cowboy Action Firearms and Reloading.
 SASS Dealer #30.

Check our website for our complete list of firearms for the Cowboy shooter plus driving directions.

Located 1/2 hour drive West of Cabela's in Pennsylvania Dutch Country.

ENCK'S Gun Barn
 142 Chapel Road
 Newmanstown, PA 17073
 Phone: 717-949-2215
 Fax: 717-949-2625
 Email: barnmaster@comcast.net

www.encksgunbarn.com

Griner GUNWORKS
GUNSMITHING

Single action service: Colts, Rugers, Colt clones
 Lever gun action jobs: 73's, 66's, Marlins
 Short stroke for 73's and 66's
 Action jobs for Winchester 97's and Norinco 97's
 Full service gunsmithing

Visit us at www.grinergunworks.com
 El mulo Vaquero aka Ken Griner 505-632-9712
 #30 Rd. 5192, Bloomfield NM. 87413

TATONKA DAN

MOUNTED SHOOTING BLANKS.
.45 LC (REUSEABLE),
BALLOONS
AM PIONEER POWDER
CARD WADS
HORSE BAR PLUGS

513-932-1021
www.tatonkadan.com

AMESA
 816
 SASS
 20819

LoneRider Leather
 Affordable Custom Gun Leather
www.loneriderleather.com
 903-569-5964
Jack Houston SASS #35508
Maker

BLANK FIRING REPRODUCTIONS
 AUTHENTIC, HIGH QUALITY
 No FFL Required

USE FOR:
 PRIZES, DISPLAY, REPRODUCTION PARTS & FUN

BLANK AMMO - For D&W Guns
 - For Ruger Guns

Best Prices
 See our Catalog

CALL 877-722-1873

JAR, Inc.
 72971 Camino Capistrano
 San Juan Capistrano, CA 92675 JAR-ammc.com



KLAMATH RIVER WOODWORKS
 CUSTOM HANDGUN GRIPS

QUALITY GRIPS FOR THE DISCERNING SHOOTIST
 ONE-PIECE GRIP SPECIALIST
 DOMESTIC/EXOTIC & STABILIZED WOODS
 PERSONALIZED MEDALS/ENGRAVING

Keno Slim
 a.k.a. Brian Neely
 Proprietor
 541-892-2269

WWW.KLAMATHRIVERWOODWORKS.COM



DIAMOND J GUNSMITHING

SPECIALIZING IN COWBOY ACTION GUNS
 Repairs and Action work on all types of cowboy guns
 Hand-Cooking Equipment and Supplies
 FBI Transfers and Dealer Sales

Phone 505-888-4633
 Albuquerque, New Mexico
 E-Mail: www.diamondjgunsmithing.com
 E-Mail: jdman@diamondjgunsmithing.com





LAUGHING MOON MERCANTILE

An online store ~ Purveyors of Period Correct Sewing Patterns for Ladies and Gentlemen

WWW.LAFNMOON.COM

JoAnn Peterson, Proprietress
2131 51st Street (no walk in)
Sacramento, CA 95817
Color brochure \$1

Email JoAnn @lafnmoon.com
Phone 916-455-4527
Fax 916-456-4528
Wholesale inquiries welcome



RUNNING BUFFALO

THE BADGE MAKERS


Visit our new web site at: runningbuffalo.com
1-877-560-9626 or running_buffalo@rmi.net

Jose Valencia Studio

"Create a Family Heirloom"



480.415.4245
WWW.GUNCARVING.com
P.O. Box 8234 Phoenix, AZ 85066



Xcalibers™

Better Bullets Make Better Shooters.

Match Grade Cast Bullets
A quality, affordable bullet for your reloading.

www.x-calibers.com

Xcalibers, Inc.

P.O. Box 52534 • Knoxville, TN 37950 • Ph 865-671-9886
Email info@x-calibers.com



Old River Saddlery

Custom Saddles, Chaps, Belts, Holsters, Sheaths, Repairs

Larry McElhose
7732 Garrin Road
Bakersfield, CA 93313
(661) 831-3783
Fax (661) 831-1591
www.oldriversaddlery.com
E-mail or@oldriversaddlery.com

OKLAHOMA LEATHER PRODUCTS, INC.

TELEPHONE (918) 642-6461
FAX (918) 642-6863



www.oklahomalatherproducts.com
MANUFACTURERS OF FINE LEATHER HOLSTERS, BELTS AND ACCESSORIES FOR THE BLACK-POWDER AND SINGLE ACTION SHOOTER

NUTMEG SPORTS LLC

Jim Alaimo
Former Superintendent

COLT CUSTOM GUN SHOP

Specializing In Genuine African Elephant Ivory Grips, Custom Tuned Action Work, And Engraved Colts

(860) 872-7373 • www.nutmegsports.com



Rossi 92 Specialists

"Is your Rossi rough?"

Let us make it load, cycle and shoot better, E-Z on brass and fingers. Ask about our sight package.

for info: www.stevesgunz.com

Steve Young (409) 984-5473
SASS #6765

4525 Alamosa St.
Port Arthur, TX. 77642

WE MANUFACTURE FULL SIZE GATLING GUNS

PURVEYOR OF HAND CRAFTED HISTORY
(WE MAKE THE GUN, YOU MAKE THE COMPETITION)

WWW.GATLINGARMS.COM
1-888-892-6367




REMOVE RUST EASY!

BIG 45 FRONTIER METAL CLEANER

Order Online at Big45.com
Removes Rust with No Harm to Blue.
Since 1967 • Dealers Inquire

De-Leads Bores in Seconds
1-800-342-1548 • Visa Mastercard
Send To: Big 45 Frontier Gun Shop
PO Box 90947 • Sioux Falls, SD 57109

ONLY \$5 POSTAGE PAID

ANTIQUE POCKET WATCHES

FREE ANTIQUE WATCH LIST BY REQUEST

James E. Ricotta

WATCHMAKER - JEWELER - GOLDSMITH

RICOTTA JEWELRY
105 N. Front Street
PHILIPSBURG, PA 16866
Bus. (814) 342-3709

MAIL ORDER WATCH REPAIR

Something to Bugle About!



Elk Horn Grips

Handcrafted by **K.L. Elliott**
Satisfaction Guaranteed

Alias Sheriff J.P. & Sheriff Gal
Sass #7441
Sass #7443

2573 Gold Dust Trail
Show Low, AZ 85901
(928) 537-5688
Email: kete@citlink.net

The Working Cowboy Gun Leather Shop

Metal lined and Sheridan style carved holsters our specialty. A truly custom shop.

David J. Arnold

10635 Pioneer Line, Chatham, Ontario
Canada N7M 5J1

519-354-9892

www.workingcowboyleather.com



THE TIMELINE COWBOY™

Your Gettysburg link to the Old West

Quality Old West Replica Firearms
Ammunition - Period Gunleather
Clothing - Loading Supplies - Books

2523 Emmitsburg Road, Gettysburg, PA 17325
1/4 mile north of Eisenhower Conf. Center
717-334-0776

E-mail Timelinecowboy@Superpa.net
Please call or E-mail for shop hours

LIBERTY LEATHER

Custom Gunleather of the "Old West"

Don Barnett
(Grouchy Old Bear)
SASS 42002
281-593-1239
Liberty County, Texas

libertyleather@sbcglobal.net • www.westerngunleather.com




THE HEART DIAMOND RANCH

LINCOLN COUNTY N.M. TERRITORY

We're Back Accepting Orders!

P.O. Box 30414
Albuquerque, NM 87190
TheHDRanch@msn.com
505-363-6775

- Prices & additional info available. Call Now! -
- Complimentary SASS numbers on request -
- 100% hand made USA. A great Product™ -
- H. W. Kidd SASS #14846

ORIGINAL GUN RACK



STRONG BOX



STARPACKER BADGES

Badges of the Old West

Specializing in Custom Badges
Clubs - Organizations - Individuals

StarPacker
P.O. Box 3422
Nashua, NH 03061-4714
Ph. 603.888.4714

Look For The StarPacker Brand!

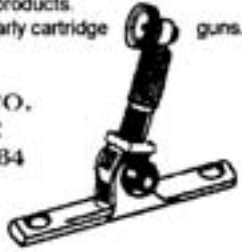
www.starpacker.com

1886 LYMAN TANG SIGHT

ONLY \$70 plus shipping

Why buy a repro when you can own an original? Many other models in stock. Along with thousands of products. Worlds widest variety of supplies for early cartridge guns. Your one stop shop!

BUFFALO ARMS CO.
99 RAVEN RIDGE
SANDPOINT, ID 83864
(208)263-6953
CATALOG \$3
Prices subject to change.



W.A. Murphy Explosives
Goex Black Powder Distributor
 COWBOY ACTION, RE-ENACTORS, LONG RANGE SHOOTERS
 AUTHENTIC BLACK POWDER AND ALL SUBSTITUTES
 BLACK DAUGE CARTRIDGES- PINNACLE- CLEAR SHOT

- Available for immediate shipment
- Welcome all clubs and organizations

Contact us at reloads@murphyexplosives.com or
 (626) 444-9271 (626) 575-2848 (fax)

Thunder Ridge
 Muzzleloading & Cowboy Action Shooting
One-stop shopping for all your Black Powder needs!
www.thunder-ridge.com
 (435) 477-9534 or (888) 333-3858

Publisher, SASS #50749L & Pinyon Bluffs, SASS #50750L
 Proprietors (Formerly Thunder Ridge Muzzleloading) CAS Premier Supplier of TRESO Brand Nipples!

\$69 SPECIAL \$69
Pants + Shirt + Suspenders + Long Johns + Boot Socks
SPECIAL PRICE - 5 pieces - \$69.00
 Plus UPS shipping \$11.00
www.hamiltondrygoods.com 931-739-6061

Rose D'Zynes Int'l Victorian Era Gowns
For Discriminating Ladies of all Stature
Exclusive Styles of Day and Evening Wear
 * * *
Also available in Kit Form
Designer consultation included
 Diane Barr, SASS #72045 (Wild Rose BUDD!)
 Designer/Owner Est 1990
 Mobile: 509-554-1584 • Website: RoseDzynes.com

THE KAW VALLEY MERCANTILE
"Purveyors of finery for the Victorian Lady"
"Gear for Los Caballeros Grandes"
"Open by Chance or by Appointment"
 Chuck and Dottie Powers
 1101 N. First St.
 Ponca City, OK 74601
 580-762-3414
 KawValleyMercantile@comcast.net
<http://stores.ebay.com/kawvalleymercantile>

DELUXE CASES
 FITTED CASES
 GLASS OR WOOD TOP
NEW! 1847 WALKER CASE
FROM \$79⁹⁰
 CALL FOR B.P. CASED SET PRICES

- MEDIUM OAK FINISH
- DARK RED VELVET LINED
- INTERNAL LOCK

E.M.F. Co., Inc. Call: (800) 430-1310
www.emf-company.com
 1900 E. Warner Ave., Suite 1-D, Santa Ana, California 92705

SCREWKNIVES
REDWING KNIVES
\$99 & up
308-235-7398
 100% GUARANTEED SATISFACTION

Ruxton's Trading Post
"Embrace the Old West"
 Cowboy & Indian Antiques
 Contemporary Western & Indian Art
 Frontier Antiques • Fine Weavings
 Furniture • Western Books • Kitsch
 Collectibles • Novelties • Curiosities
Gretchen & Mike Graham
 (719) 685-9024
www.oldwestantiques.com
 22 Ruxton Avenue • Manitou Springs, CO 80829

WESTERN STAR LEATHER
 AUTHENTIC OLD WEST GUN LEATHER
 CRAPS, CHAPS, GIGGS & MUCH MORE
THE "R. O. RIG"
 THIS LINE, BROWN BOY LEATHER COWBOY ACTION STYLE RIG IS RESEMBLY OF THE RIG USED IN THE OLD SPANISH WESTERN. \$49.95
 THIS COMPETITIVE COWBOY ACTION RIG HAS AUTHENTIC STYLING AND SUPERIOR CRAFTSMANSHIP.
www.WesternStarLeather.com
 P.O. Box 6107, Boulder City, NV 89006 **702-293-0007**

GRIPMAKER
 Simulated Ivory and Stag Designs (yellow with age) GREAT PRICES!
www.gripmaker.com
 17401 State Hwy 96
 Carthage, MO 64836
 417-359-8880

BOOT MAKER
 4409 N. 16th Street Phoenix, AZ 85016
 David Espinoza 602-263-8164
Free Brochure on Request
espinozabootmaker.com

a' dressing the past
 Fine Custom Sewing
 by
 Melanne Marlow
 P.O. Box 359 • Harper OR 97906
 541-368-1111
seamsstress@ruralnetwork.net
addressingtheeast.com

BUFFALO WESTERN WEAR
 P.O. BOX 134-CONYERS, GA. 30012
 SINCE 1987
 AUTHENTIC OLD WEST CLOTHING
 CUSTOM HATS
 REAL COWBOY SPURS
 CALL TOLL FREE
1-877-915-0732
www.buffalowswildwest.com

JEFF FLANNERY GUN ENGRAVING
 11034 Riddles Run Road
 Union, Ky 41091
 Phone: (859) 384-3127
 Fax: (859) 384-2222
<http://www.flannerygunengraving.com>
 Email: engraving@fuse.net

CART-RIGHT Gun Carts
 Total Take-down design. Weighs 29 lbs.
 Assembles in minutes! No screws, no glue, no nails.
LIFETIME GUARANTEE
 4-gun, 6-gun, 8-gun, War Wagon
 Call Big Sky Bob: 1-888-859-5960
www.cartrightguncarts.com

DENNIS A. YODER
CUSTOM LEATHER
610-562-8161
 525 Williams Street
 Hamburg, PA 19526
 2 1/2 miles East of Cabela's
www.yodercustomleather.com
 E-Mail: yoder@enter.net
 SASS #14879 The Mad Tanner

Proprietors: Kevin & Diane Keim www.oldeTYMEmercantile.com
 (817) 625-1822 Open 7 Days A Week
OLDE TYME MERCANTILE
 140 E. Exchange Ave #132 Ft Worth, TX 76106

FOLKWEAR
 SEWING PATTERNS
 FOR
 UNIQUE COSTUMES
 For catalog information, email
 name/address to mail@folkwear.com
 or visit www.folkwear.com
patterns with timeless style

CLASSIFIED

Alfonso Buscadero "A4" Rig for 44, 44-40, or 45. 38" belt. (805) 432-9498.

COWBOY and INDIAN BUCKSKIN CLOTHING - Riflecases, Moccasins and Weapons. Catalog \$3.00, Tecumseh's Trading Post, 140 W. Yellowstone Ave., Cody, WY, 82414 (307) 587-5362, www.tecumseh.com, Email: emailus@tecumseh.com

.45-70 REVOLVERS WANTED any other large Rifle Caliber, Single Action, Six Chamber Revolvers. Rick Leach 4304 Rt. 176, Crystal Lake, IL 60014. (815) 459-6917; Fax: (815) 459-9430; E-mail: leachent@aol.com

CLUB INSURANCE - We specialize in S.A.S.S. & hunting clubs. Phone quotes in 3 minutes. Northland Insurance Company admitted & available in most states. Call **Rover Dog** for a quote! Toll free: (866) 505-2663.

Woolies, Custom competition gunleather, B-Western rigs and accessories, www.shasta leatherworks.com (530) 340-0050.

LONGHORN CATTLE DRIVES- Ranch Vacations on genuine family ranch. www.longhorn-cattle.com (620) 826-3649.

BLANKS www.perfectshotllc.com e-mail: dan0083@earthlink.net

YES, COSTUMING IS IMPORTANT...

(Continued from page 6)

or simply fantasy gunfighter, it's the costuming that sets us apart and provides the Old West atmosphere that defines our sport. This Old West atmosphere takes us all back 130 years to what many think was a simpler time ... where a person's word was their bond, a hand shake was a contract, riding for the brand was an expected measure of loyalty, men were polite to women and kids, and the kids respected their elders. It's this attitude and shared experience in a world where these values are rare that led to the extended family we all feel within the folds of Cowboy Action Shooting™.

A disturbing trend has recently been noted in many clubs across the country. Club officials and members are partic-

ipating in club shooting activities in absolutely minimal and inappropriate attire. Anything less than modern "ranch wear" certainly falls into the realm on "inappropriate." Even if one considers a local club's monthly match as "only" a "practice" match, if you're not "suited up," you're not playing our fantasy game. There are plenty of other action shooting sports with absolutely no costuming requirements. If that's your thing, you're playing the wrong game.

I would encourage clubs to even consider work-party days as "ranch activities," and dress accordingly. I also encourage folks participating in actual "practice" sessions to do so with at least a cowboy hat, jeans, and a long-sleeved shirt. Be a "cowboy" while improving your techniques!

There have been suggestions to somehow reward those clubs that do the best job of encouraging their members to stay in costume and play our fantasy game. That's way too difficult an assignment. For those clubs that don't have enough fortitude to insist their members "play the game" in costume, they've not found the "Spirit of the Game" we all seek.

An addendum from Cat Ballou...

For many of our lady shooters, dressing up in costumes is what attracted us to the sport to begin with. However, shooting in stretchy Lycra tops, tank tops, and designer jeans is, frankly, a "no-no". If it's hot, wear an appropriate cotton camisole. If you must shoot in pants, wear the canvas duckins' that are available in women's sizes from our many fine vendors. 🐾

RULES TO PLAY THE GAME BY...

(Continued from page 18)

because they could "possibly" violate another safety rule. This is just one case in point, but other situations exist where one action by a shooter potentially creates multiple rule violations. Many of these situations have proven to make enforcement difficult and sometimes just muddy the waters in determining

which or how many penalties to assess.

Part of the RO Committee's job is to act as an oversight committee on rules. In the past, the committee has found conflicts and poor wording in the SASS Shooter's Handbook and RO materials and fixed them if it was within their scope or asked the Territorial

Governors to vote on the identified changes. During the next few months I am asking the RO Committee to identify the "bad rules" and penalties we have allowed to slip into The SASS Shooter's Handbook, the SASS Range Operations Basic Safety Course, and the SASS Range Officer Training Course. At the conclusion

of their findings, an agenda item will be presented to the Territorial Governors for voting. This should make the process as streamlined as possible and help clean up many of the conflicts, redundant penalties, and the like. I think a complete review of our materials is long overdue and look forward to the RO Committee's findings. 🐾

SASS Advertisers Index

2 T Manufacturing47	Competition Electronics23	Great Basin Cartridge41	Oklahoma Leather Products98	SASS - Scholarship Raffle75
A'dressing The Past99	Cook's Bison Ranch27	Griner Gunworks97	Old River Saddlery98	SASS - Wanted Dead or Alive38
Action Target24	Cowboy Corral13	Grip Maker99	Olde Tyme Mercantile99	SASS - Winners Buckle19
Adirondack Jack's Trading Post97	Cowboy Fast Draw Association65	Gunfighter 92860	Perfect Shot, The100	Shasta Leatherworks100
Ajax Grips45	Cowboypreacher.com48	Guns Of The Old West51	Pioneer Gun Works9	Shoot Magazine32
American Cowboy35	Cowboys And Indian Store44	Hamilton Dry Goods99	Platte Valley Gunslingers81	Star Packer Badges98
Americase49	Cutter's Raiders81	Heart Diamond Ranch98	Redding Reloading42	Starline Brass25
Amigo Guncarts-Driscoll Studios97	Cypress Creek Cowboys88	I.A.R.97	Redwing Trading99	Stoeger Industries3
Ammo Direct45	D.S. Welding27	James & Guns51	Richard E. Leach(wanted c/c)100	Stuart Lehde100
Antique Pocket Watches98	Daniel Joseph Lighting42	Jaxonbilt Hat Co26	River Junction Trade Co17	Sturm, Ruger & Co.15
Arntzen Steel Target61	Dennis Yoder Leather99	Jeff Flannery99	Rodney Yates Insurance100	Tatanka Dan97
Australian Stock Saddle Co.39	Diamond J. Gunsmithing97	Jim Downing Custom Engraver58	Rose D'zynes99	Taylor's & Company108
Back Pocket Guncart40	Dillon Precision46	Jose Valencia Studio98	Rossi 92' Specialists98	Ted Blocker Holsters97
Ballistol USA97	Dixie Gun Works50	Kaw Valley Mercantile99	Rugged Gear49	Ten-Ring Precision, Inc.60
Bar S Grips47	Double R Bar Regulators67	Kiowa Creek Trading Co.26	Running Buffalo98	Ten-X Ammunition6
Baron Engraving97	Durango Heritage Celebration69	Kirkpatrick Leather12	Rusty Musket Enterprises98	Texas Jacks Wild West14
Bear Bones Knives97	El Paso Saddlery44	Klamath River Woodworks97	Ruxton's Trading Post99	Thunder Ridge99
Bianchi International35	El Paso Saddlery21	Laughing Moon Mercantile98	S & S Casting39	Tonto Rim Trade Company4
Big 45 Frontier Gun Shop98	El Paso Saddlery24	Leather Crafters & Saddlery Journal61	SASS - Bobblehead19	Top Brass - Sarch Mfg. Inc.28
Big Pine Bounty Hunters81	Electronic Shooters Protection27	Liberty Leather98	SASS - Convention54	True West Magazine33
Bill Johns Master Engraver9	Elite Sports Express31	Lindhom Bros. Spurs22	SASS - Corporal Dow Book65	UniqueTek49
Black Hills Leather40	Elk Horn Grips98	Lone Rider Leather97	SASS - Corporate Membership75	W.A.Murphy99
Bond Arms45	EMF Company7	Long Hunter Shooting Supply10	SASS - End of Trail 2006 DVD34	Walker 4797
Bordertown, Inc.79	EMF Company43	Memphis Gunslingers79	SASS - Evil Roy DVD Series18	Wartrace Regulators79
Bozeman Trail Arms97	EMF Company49	Mernickle Custom Holsters22	SASS - Lonesome Dove Book19	Western And Wildlife Wonders11
Buffalo Arms Company50	EMF Company51	Miami Valley Cowboys83	SASS - Membership Application107	Western Stage Props97
Buffalo Runner Boots44	EMF Company99	Mike's Custom Hatters21	SASS - Match Management89	Western Star Leather99
Buffalo Western Wear99	Enck's Gun Barn97	Moore Ranch100	SASS - MERCANTILE90	Wild West Mercantile2
Cal Graph97	Espinoza Bootmaker99	Mounted Shooters of America57	SASS - MERCANTILE91	Wooden Works West43
Cart-Right Carts99	Evil Roy Shooting School41	Munden Enterprises8	SASS - MERCANTILE92	Working Cowboy Gun Leather Shop98
Cedar Valley Vigilantes65	Folkwear99	Mustang Woodcrafters43	SASS - MERCANTILE93	Xcaliber Reloading Supplies98
Champion Attitude Boots41	Free State Rangers83	North Alabama Regulators85	SASS - MERCANTILE94	XS Sight Systems27
Circle Fly Wads58	Gatling Arms98	NRA66	SASS - MERCANTILE95	
Circle KB Leatherworks9	Gemstone Entertainment29	Nutmeg Sports98	SASS - MERCANTILE96	
Cochise Leather Company43	Goex20	Oak Tree46	SASS - Mounted Mercantile53	
Colorado Mountain Hat Co.59	Golden Gate Western Wear59	Off The Wall28	SASS - Museum Raffle31	



SASS AFFILIATED CLUBS ANNUAL MATCHES

Table with columns: Match Name, Sched., Contact, Phone, City, State. Lists regional matches like SASS Southeast Regional, SASS Illinois State Championship, SASS Maryland State Championship, etc.

Table with columns: Match Name, Sched., Contact, Phone, City, State. Lists European matches like SASS Germany Championship, SASS Australian Regional Championship, and SASS New Zealand Regional Championship.

CANADIAN ANNUAL MATCHES

Table with columns: Match Name, Sched., Contact, Phone, City, State. Lists Canadian regional matches like Canadian Championship of CAS, SASS Canadian Regional Bustup at Boomtown 2008, etc.

DOWN UNDER ANNUAL MATCHES

Table with columns: Match Name, Sched., Contact, Phone, City, State. Lists matches in Australia like SASS Southeast Heartland Territorial, SASS Australian Regional Championship, etc.

SASS ANNUAL MOUNTED

Table with columns: Match Name, Sched., Contact, Phone, City, State. Lists mounted matches like Gunfight at Battle Rock, SASS Western Regional Mounted Championship, etc.

To make any changes or affiliate your store, please contact Prairie Mary (505) 286-4566.

SASS TERRITORIAL GOVERNORS LIST

Large table with columns: CLUB NAME, St., Governor, Phone. Lists territorial governors for various regions like Alaska, Arizona, California, Colorado, etc.

(Continued on page 106)

**500
AFFILIATED
CLUBS**

Join The Thousands Of Other SASS Members Who Have Discovered The Fast Growing Fun Sport Of Cowboy Action Shooting™

SASS® – THE SINGLE ACTION SHOOTING SOCIETY®

JOIN THE ACTION NOW!!!

The Single Action Shooting Society™ is an international membership organization created to preserve and promote the sport of Cowboy Action Shooting™. SASS® endorses regional matches conducted by affiliated clubs, stages END of TRAIL™, The World Championship of Cowboy Action Shooting™, promulgates rules and procedures to ensure safety and consistency in Cowboy Action Shooting™ and seeks to protect it's members' 2nd amendment rights. SASS® members share a common interest in preserving the history and traditions of the old west and competitive shooting.



OLD WEST ALIAS AND COSTUMES

One of the unique aspects of SASS® Cowboy Action Shooting™ is the requirement placed on costuming. Participants are required to adopt a shooting alias appropriate to a character or profession of the late 19th century, a Hollywood western star or an appropriate character from fiction.

Their costume is then developed accordingly. Many participants gain more enjoyment from the costuming aspect of our sport than from the shooting competition, itself. Regardless of a SASS® member's individual area of interest, SASS® events provide regular opportunities for fellowship and fun with like-minded folks and families.



OLD WEST FIREARMS

Cowboy Action Shooting™ is a multi-faceted shooting sport in which contestants compete with firearms typical of those used in the taming of the old west: single action revolvers, pistol caliber lever action rifles old time shotguns. The shooting competition is staged in a unique, characterized, "old west" style.

SASS Members Receive a Wagon Load of Benefits:

- ★ Permanent shooters' alias registration
- ★ Permanent member/shooter number
- ★ SASS® badge
- ★ SASS® membership card
- ★ SASS® Marshall lapel pin
- ★ Distinctive membership certificate
- ★ The Cowboy Chronicle, monthly journal of SASS®
- ★ SASS® Decal
- ★ SASS® shooters handbook
- ★ Gold collector's badge for Life members
- ★ Silver Collector's Badge available

Annual Membership Dues

	US	International w/PDF	International w/Printed
Life Membership <i>(Includes gold collectors badge)</i>	\$750	\$750	\$750 + \$100 yearly
First Year Basic Dues	\$55	\$65	\$120
Spouse or Significant Other	\$40	\$55	
Dependents (17 and under)	\$25	\$35	
Renewals			
Individual Basic	\$45	\$55	\$100
Spouse of Significant Other	\$35	\$45	
Junior	\$20	\$25	

(You pay only for 1st Junior. All other Juniors are free)

Call Toll-Free *in (U.S.)*
1-877-411-SASS
(714) 694-1800
or sign up on-line
www.sassnet.com

Renewal notices mailed by
SASS on Membership anniversary.
All fees U.S. dollars.

Order your Silver Collectors Badge with your new membership.

The SASS Silver Collectors Badge is a high quality custom product that will stand the test of time. Include \$33.95.

(Please allow 4-6 weeks for Collectors Badge delivery.)



U.S. – 1 Yr. Life Family Renewal
International – 1 Yr. Life Life w/Printed Chronicle
 Family Renewal *(Allow 4-6 weeks for Delivery)*

SASS MEMBERSHIP APPLICATION
23255 La Palma, Yorba Linda, CA 92887



Name: _____ SASS # _____

Shooting Alias (Must be Printable): #1 _____
#2 _____ #3 _____

Address: _____

City: _____ State: _____

Country: _____ Zip/Postal Code: _____

Telephone: () _____

Your SASS Affiliated Club if any: _____

Signature: _____ Date: _____

METHOD OF PAYMENT (U.S. funds):

Personal Check Money Order Visa M/C Amex Discover
Card #: _____ Exp. Date: _____

Family Member:

1. S/O Name: _____

Alias: #1 _____ #2 _____

2. Young'un Name: _____ Birthday: _____

Alias: #1 _____ #2 _____

Please include my Silver Collectors Badge with this order. I have included \$33.95.



Amount Enclosed \$ _____

Experience the Fun, Excitement and Traditions of the 19th Century Old West History and Lore!!!

the SMOKE WAGON™

You ain't seen nothin' like it.

Second-generation, stagecoach-style,
single-action revolver.

Low-profile hammer. Wider-style sights.
Acquire your sights faster.

And it's got a thin, checkered grip
for comfort and improved aim.

So, you gonna order that Smoke Wagon,
or just stand there and drool?



Available in .38 SP, .357 Mag, .45 LC, and .44-.40, and in 4 3/4" and 5 1/2" barrel lengths.

Exclusively from Taylor's & Company

★ TAYLOR'S & CO., INC. ★
Keeping the Legend Alive

540-722-2017 • www.taylorfirearms.com • info@taylorfirearms.com

304 Lenoir Drive, Winchester, Virginia 22603