



# The Cowboy Chronicle

The Monthly Journal of the Single Action Shooting Society®

See our EXCITING Mercantile section (starting on page 91)

Vol. 22 No. 6

© Single Action Shooting Society, Inc.

June 2009

## WINTER RANGE 2009 Anatomy of a Major Match

By Larsen E. Pettifogger, SASS Life #32933

Photos by Mr. Quigley Photography, Larsen E. Pettifogger, and Tex

**P**hoenix, AZ – Larsen E. Pettifogger reporting from my mission with Winter Range, the SASS National Championship of Cowboy Action Shooting™. As a cub reporter for The Cowboy Chronicle I was embedded with the Arizona Territorial Company of Rough Riders and dispatched to the deserts of Arizona. This is my report from the scene of the action!

### Prelude

Before being admitted to the inner sanctum of the Rough Riders, I had to swear to the following oath: "I do hereby promise to dedicate all of my time, energy, and money to Winter Range. I am willing to fall on a sword or take a bullet if it becomes necessary to protect and/or improve Winter Range. As long as I am allowed, I will be honored to eat, sleep, and breathe nothing but Winter Range." Thinking this was like a frat house initiation, I signed on. I was wrong.

It quickly became apparent working for Winter Range is a full time second job for the Rough Riders. Although work on Winter Range is a year round endeavor, the work cycle begins in September.



*New this year at Winter Range was the first annual night shoot. It was attended by over 100 shooters who showed up with all manner of armaments. For the grand finale a Gatling Gun was rolled up, everyone lined up on either side, and the gunner let her rip. The moonless night sky was lit up by hundreds of blackpowder .45-70 rounds going off in a matter of seconds.*

See **HIGHLIGHTS** on page 75

Winter Range is not a club or a group of clubs, it is a not-for-profit corporation whose sole function is to put on Winter Range. In September it holds its annual meeting, takes care of corporate business, and interviews replacements for retiring Rough Riders. The board consists of 20 members with a 5 man executive board that takes care of business when the full board cannot be convened. New members are sworn-in and work assignments given to each board member. These assignments include such things as facilities, awards, registration, scoring, prop and stage design, vendors and sponsors, and all the other tasks needed to put on a large-scale event. One of the most important jobs is the budget officer. That person gives each  
*(Continued on page 72)*

SASS Cowboy Chronicle

### In This Issue

64 1851 PIETTA  
by Tuolumne Lawman

66 GREAT NOR'EASTER '08  
by Capt. Morgan Rum

70 NORTH CAROLINA  
STATE CHAMPIONSHIP  
by Pearl

76 IDAHO  
STATE CHAMPIONSHIP  
by Charlie McNeil

C  
o  
w  
b  
o  
y  
c  
h  
r  
o  
n  
i  
c  
l  
e

C  
h  
r  
o  
n  
i  
c  
l  
e



By Tex, SASS #4

This year another highly deserving group has been selected for induction into the SASS Cowboy Action Shooting™ Hall of Fame. These individuals have over a large number of years supplied products for our cowboys, have actively supported the very important costuming aspect of our game, have taught, advocated, and

worked to make fundamental improvements in our game, and have actively supported the international growth of Cowboy Action Shooting™. These individuals have also been very visible in Cowboy Activities around the world and are readily recognized by large numbers of our members. SASS is proud to induct these individuals into the Cowboy Action Shooting™ Hall of Fame and invite everyone attending this year's Las Vegas Convention to join us Noon Friday for the Top of the Riv Induction ceremony.

See **INDUCTEES** on page 22

www.sassnet.com  
Edgewood, NM 87015  
215 Cowboy Way



# John Wayne™ Collector's Edition

100th Anniversary Commemorative Set  
Individually serial numbered and registered



This LIMITED EDITION holster and belt are faithful reproductions of the rig used by Duke for most of his western movies. Each belt is fitted with a heavy cast emblem and an engraved serial number which will be officially registered with Wayne Enterprises.

The back of each holster is heavily embossed with Duke's signature and registered logos from Wayne Enterprises and DeSantis Gunhide commemorating the 100th anniversary.



[www.desantisholster.com](http://www.desantisholster.com)  
DEPT CCN8 431 BAYVIEW AVENUE, AMITYVILLE, NY 11701  
**(800) GUNHIDE**

# Tonto Rim Trading Co

## TONTO RIM STORE AT FOUNDERS RANCH



# COME SEE US AT END OF TRAIL

JUNE 22ND - 28TH 2009


Happy Trails,  
Tonto Rim Slim (Denny)

5028 N. HIGHWAY 31  
SEYMORE, IN 47274

Visit our web site!  
[tontorim.com](http://tontorim.com)

1-800-242-HATS (4287)  
[cowboy@tontorim.com](mailto:cowboy@tontorim.com)

WE GLADLY ACCEPT VISA, MASTERCARD & DISCOVER CARDS



**Make Believe?  
Does this look like a  
cap gun to you?**

### Coach Guns

If you compete in Cowboy Action Shooting you know this is a serious sport. Your scatter-gun should be the same. Chambered for 3-inch shells and available in blue, satin nickel or polished nickel finish, the affordable Stoeger Coach Gun is as formidable as it is handsome. Whether you're heading for a competition shootout or just want a little extra security at home, you'll want to take a serious look at the Stoeger Coach Gun.



**RUGGED. RELIABLE. REVOLUTIONARY.**

-  Silverado Coach Gun - 12-GA or 20-GA MSRP \$410
-  Silverado Coach Gun - 12-GA or 20-GA MSRP \$410 with English Stock
-  Nickel Coach Gun - 12-GA or 20-GA MSRP \$410
-  Coach Gun Supreme - 12-GA or 20-GA MSRP \$460



To request a FREE DVD catalog visit [freedvd.stoegerindustries.com](http://freedvd.stoegerindustries.com)

[StoegerIndustries.com](http://StoegerIndustries.com) A **BeneUSA** COMPANY



6	<b>FROM THE EDITOR</b> Founders Ranch: <i>Projects and Plans For END of TRAIL . . .</i>
8-12	<b>NEWS</b> Pietta Firearms: <i>Presents Coyote Calhoun's Wild West Variety Show . . .</i>
14-26	<b>LETTERS</b> Comments From SASS Members . . .
16	<b>CAT'S CORNER</b> Winter Range Costume Contest 2009 ( <i>A Sight To Behold!</i> ) . . .
18	<b>COYOTE DROPPINGS</b> SASS and Ruger Team Up . . .
28-34	<b>ARTICLES</b> Harvey House Hullabaloo . . . Dispatches From Camp Baylor . . .
36-50	<b>GUNS &amp; GEAR</b> Tuning The Uberti Opens Top Revolvers ( <i>Part 2</i> ) . . .
39	<b>POLITICAL</b> Phases Of Civil Stability . . .
51	<b>MOUNTED</b> Cowboy Mounted Shooting ( <i>Choose Your Guns!</i> ) . . .
52	<b>PROFILES</b> Shifty Jack . . . Studley Doright . . . Smilin' Matt Hartfield . . .
53-56	<b>END OF TRAIL</b> Dedicated To The Wild Bunch ~ ( <i>Last Chance To Sign Up!</i> ) . . .
57	<b>REVIEWS BOOKS</b> Kinkade's Blood . . .
60, 62	<b>HISTORY</b> Trumpeter Voss At Custer's Last Stand . . . Famous People
63	<b>TRAIL MARKER</b> To Be Remembered . . .
64	<b>REVIEWS PRODUCTS</b> EMF/Pietta's Hartford Model 1851 Colt Navy Revolver
66-78	<b>ON THE RANGE</b> What's Goin' On In Your Town? . . .
80-84	<b>CLUB REPORTS</b> Shotgun Weddings And Defenseless Grooms . . .
97-99	<b>CLASSIFIED</b>
100-	<b>SASS AFFILIATED CLUBS (MONTHLY, ANNUAL)</b>
107	<b>SASS NEW MEMBER APPLICATION</b>

# The Cowboy Chronicle



## Editorial Staff

**Tex**  
Editor-in-Chief

**Cat Ballou**  
Editor

**Coyote Calhoun**  
Managing Editor &  
Marketing Director

**Adobe Illustrator**  
Layout & Design

**Mac Daddy**  
Graphic Design

**Donna Oakley**  
Advertising Administrator

### Contributing Writers

Capt. George Baylor, Col. Dan, Elder Katie, Four Bucks, Inspector, Ivan Inaccurate, Justice Lily Kate, Joe Fasthorse, Larsen Pettifogger, Lori Dani Dixie, M. Lou Findley, Morning Dove, Oracle, Palaver Pete, Pukin Dog, Purdy Gear, Rye Creek Roberts, Sweetwater Jack, Tuolumne Lawman, Whooper Crane, Wildshot

The *Cowboy Chronicle* is published by The Wild Bunch, Board of Directors of The Single Action Shooting Society. For advertising information and rates, administrative, and editorial offices contact:  
Chronicle Administrator  
215 Cowboy Way  
Edgewood, NM 87015  
(505) 843-1320  
FAX (505) 843-1333  
email: SASSCHRON@sassnet.com  
http://www.sassnet.com

The *Cowboy Chronicle* (ISSN 15399877) is published monthly by the Single Action Shooting Society, 215 Cowboy Way, Edgewood, NM 87015. Periodicals Postage is Paid at ANAHEIM, CA and additional mailing offices (USPS #020-591). **POST-MASTER:** Send address changes to The *Cowboy Chronicle*, 215 Cowboy Way, Edgewood, NM 87015.

**DISCLAIMER** - The Single Action Shooting Society does not guarantee, warranty or endorse any product or service advertised in this newspaper. The publisher also does not guarantee the safety or effectiveness of any product or service illustrated. The distribution of some products/services may be illegal in some areas, and we do not assume responsibility thereof. State and local laws must be investigated by the purchaser prior to purchase or use or products/services.

**WARNING:** Neither the author nor The *Cowboy Chronicle* can accept any responsibility for accidents or differing results obtained using reloading data. Variation in handloading techniques, components, and firearms will make results vary. Have a competent gunsmith check your firearms before firing.

Nightcrawler, SASS #82820, flew into Winter Range February 28, 2009 from Long Beach, California to surprise Sweetwater, SASS #1122, and ask her a very important question. Sweetwater's posse had gathered in the big tent as proud mother, Prairie Weet, had let them in on the secret. Sweetwater, however, was clueless. Nightcrawler got down on one knee, held up a gorgeous engagement ring, and asked Sweetwater if she would marry him. After gaining some composure, and with tears in her eyes, Sweetwater said, "yes!"



The date is set for March 6, 2010, the week after Winter Range 2010. The wedding will be held in Anaheim, California, and Prairie Weet will be making all the dresses for the five bridesmaids, flower girls, and Sweetwater's wedding gown as well. The wedding and reception will have a mixture of Hawaiian, Japanese, and Chinese customs. We're sure China Camp is looking down and beaming with approval. Congratulations to Sweetwater and Nightcrawler! 🐾

### SASS® Trademarks

SASS®, Single Action Shooting Society®, END of TRAIL®, EOT®, The *Cowboy Chronicle*™, Cowboy Action Shooting™, CAS™, The World Championship of Cowboy Action Shooting™, Bow-legged Cowboy Design, and the Rocking Horse Design are all trademarks of The Single Action Shooting Society, Inc. Any use or reproduction of these marks without the express written permission of SASS is strictly prohibited.



Tex, SASS #4  
~SASS Hall of Fame Inductee~

# FOUNDERS RANCH PROJECTS AND PLANS FOR END OF TRAIL

By Tex, SASS #4

**I**t's been a long, cold winter here at the Ranch. Any project not completed before the snow flew just did not get done! The Rio Grande Renegades, the local granddaddy Cowboy Action club shoots on the west side of the Rio Grande, and they can shoot all year long. But, here in the East Mountains, we're 2000 feet higher, at least 10 degrees colder, and when the ground gets wet, nothing moves! Fortunately, the weather has turned, and the loyal Ranch volunteers have gone back to work ... progress is finally being realized, again!

While not exactly on the ranch, SASS has had plans for the past few years to move its world headquarters to New Mexico, and it's been a long, slow process. The site of the Headquarters building is immediately on the north side of I-40 just a couple miles west of Edgewood ... literally right down the creek from Founders Ranch! The grand opening

ceremony was held this past April with city, county, and state representatives, including Governor Bill Richardson, in attendance. The last of the moving containers has been transported from Southern California, and the staff is finally settling into its New Mexico routine.

As finances permit, SASS continues to pursue Founders Ranch improvement projects. Additional electrical power distribution systems were added to the infrastructure last year, ensuring our food vendors have plenty of electricity to keep the cold stuff cold and the hot stuff hot, and more is planned for the future. The Belle Union is being enclosed in a two-phased project, but still requires additional power for lighting, sound systems, and refrigeration. Additionally, vendors near the Mission have also been requesting power, which hopefully, can be accommodated soon.

END of TRAIL has raised a tent city to house our vendors, meeting places, and entertainment for many years now. SASS was the first to fea-

ture a large central tent for opening ceremonies, social activities, and award ceremonies. Later, another large tent, the Belle Union Saloon, was added to enhance the evening's Old West entertainment. Over the years the activities and participation in these activities have changed, and so have our plans for the "town." Last year END of TRAIL experimented with the notion of eliminating the large, central tent and the Belle Union tent ... it didn't work. Our cowboys are just too rowdy during the evening for all the after dark activities to be accommodated in one place. Accordingly, the Gem Saloon is being introduced to provide a little competition for the Belle Union! While the more "refined" evening entertainment is accommodated in the Belle Union, those cowboys that prefer a friendly game of cards, cigar smoke, saloon piano, and maybe a soiled dove or two can confine their whooping and hollering to the Gem!

The Belle Union is finally growing some sides. Evening activities, particularly in the early spring, are just too chilly to be enjoyed in the open air. The first phase is a down and dirty effort to simply enclose the existing sides ... ultimately the floor area of the Belle Union is to be expanded to more comfortably accommodate all the competitors at one time, and the walls enhanced to include vendor kiosks surrounding the Belle Union. Two-story facades are also planned for the Belle Union, completely hiding the steel structure, giving the town a much more pleasing Old West ambiance.

The eastern side of the Belle Union is now the Copper Queen

Hotel, our latest town structure. The structure has been freshly painted and the façade capped with steel runners, providing secure, all weather protection for the interior. Stain for the walls, hardwood for the floors, carpet for the stairs, and a tin ceiling and Old West bar in the Happy Jack Saloon will soon complete this project. This building provides all the END of TRAIL administrative necessities and is capped off with the Happy Jack Saloon upstairs. The Happy Jack Saloon has become our new VIP lounge where event organizers, sponsors, and special guests can retreat from the sun and wind, spend a few quiet minutes relaxing with a cold drink, and take advantage of "ring side seats" when demonstrations and special shows are held in the exhibition bay, Bahia de Coto.



*The Copper Queen is an on-going project. It just received its first coat of paint, now it's time to work on the interior. The Happy Jack Saloon upstairs provides event VIPs respite from the sun and wind. Here, our sponsors and special guests can sit down and enjoy a cold drink out of the elements.*



*General Grant assists Governor Bill Richardson in the official ribbon cutting as city ... county, and state representatives and the ... Wild Bunch look on.*

Additional projects planned for this summer include painting the mercantile buildings similar to what has been done for the Tonto Rim Building. Not only do the buildings require some protection from the elements, painting the buildings in a variety of colors is very "period correct!" In the old days, if the builder

*(Continued on next page)*



*SASS Headquarters—ready for the grand opening! Hitching rails for the horses and cowboy Dutch oven vittles provided the finishing touches before the Governor and other invited guests assembled for the ribbon cutting.*

(Continued from previous page) had paint, he used it ... regardless of color. If he didn't have enough, he simply diluted it with water until he did ... hence "white wash!"

gallery is now in operational condition. \$5 will get you 20 shots with our .22 gallery guns, all the money going to the SASS Western Heritage Museum (a 501(c)(3) corporation).



*Eventually, all the mercantile buildings will be painted ... just like in the Old West!*



*The Gatling Gun returns to END of TRAIL! Give it a whirl! This 19th Century machine gun had an awesome rate of fire, unsurpassed by modern machine guns until well into the 20th Century!*

To ensure our guests have a full day of fun and adventure at END of TRAIL, an entire new lineup of activities has been arranged. First, there is the Western Heritage Shooting Gallery. This 80 year-old shooting

The Gatling Gun is also available for a fee, and there is the opportunity to learn the fine art of "fast draw" from cowboys who are part of the Cowboy Fast Draw Association. Members of the Old West Arts guild are on site and provide shows and demonstrations throughout each day. They are more than happy to teach their Old West skills ... just ask them!

Entertainment at END of TRAIL is nonstop all day long. Singers, story tellers, fast and fancy gun handlers, rope twirlers, and whip crackers showcase their talents throughout the event. If you haven't yet signed up for END of TRAIL, now's a good time ... especially if you live in New Mexico or any of the surrounding states. Poor economic conditions and non-existent primers and ammunition certainly serve as deterrents to participating, but escaping into the Old West for a week also has its appeal! No matter what our interests or skill level might be, wander around, follow your nose, explore the event ... you're certain to find something interesting and entertaining. ♪

# SPECIAL SHOOTERS PACKAGE!

**MODEL 1892 LEVER ACTION RIFLE** \$\$ SAVE \$\$  
 20" OR 24" BARREL, 45 LC OR .357 MAG

**MODEL 1878 EXPOSED HAMMER SHOTGUN**  
 20" BARREL, 12 GA

**1873 GREAT WESTERN II CALIFORNIANS**

**SASS MEMBERS:  
 SAVE BIG ON A COMPLETE  
 SHOOTERS PACKAGE OF A  
 SHOTGUN, RIFLE & TWO  
 REVOLVERS.**

4 3/4" BARREL  
 45 LC OR  
 .357 MAG

**\$\$ SAVE \$\$**

**GREAT PRICES ON  
 LEATHER RIGS &  
 ACCESSORIES!**

**SAVE EVEN MORE ON  
 OUR DINGS & DENTS ORDER DESK (800) 430-1310**

**E.M.F. Co., Inc.** Fax: 949-756-0133  
 www.emf-company.com  
 1900 E. Warner Ave., Suite 1-D, Santa Ana, California 92705

**Mike's  
 custom  
 Hatters**

1700 North Eastman Road  
 Longview, Texas 75601  
 tel 903.753.8991 fax 903.753.8300  
 www.mikescustomhatters.com  
 Chuck Wilkerson

WORLD'S  
 FINEST  
 HAND  
 MADE  
 HATS  
 •  
 CUSTOM  
 HATS  
 MADE TO  
 ORDER  
 •  
 You design  
 it, we  
 make it.




# SILVER SCREEN LEGEND XII

## A TRIBUTE TO WILD BILL ELLIOTT

### As *Legendary Comic Book Cowboy Hero Red Ryder*

**L**egendary Comic Book Cowboy Red Ryder was a fictional American hero to millions of boys and girls for almost three decades. Created by noted cowboy artist Fred Harman and his marketing partner, Stephen Slesinger, Red Ryder first appeared in print on Sunday, November 6, 1938, eventually appearing in more than 750 newspapers with more than 14 million readers, in 10 languages.

It was inevitable Red Ryder would make it to Hollywood, first appearing in 1940. Of the four actors who played Red Ryder, Wild Bill Elliott is perhaps the best known, and he was undoubtedly the



The Happy Trails Children's Foundation is proud to honor Wild Bill Elliott as Red Ryder this year with Silver Screen Legend XII. This is the 12th year the foundation, through the generosity of the renowned Colt's Manufacturing Co. LLC of Hartford, CT, has used very special

Ranch. The exceptional carved stag grips were hand crafted by Bob Leskovec, Precision Pro Grips. Master woodcarver, Ben Hansen, Beauty from Scratch, hand-crafted the unique presentation case and Ron Love made and donated the prop cartridges. *All of these wonderful people and companies are enduring examples of that very special American spirit known as "the cowboy way."*

favorite Ryder of most fans. His trademark reverse-draw fully-carved double gun rig and matched pair of two-toned Colt Single Action .45 revolvers, along with his quiet statement, "I'm a peaceable man" (just before his right fist came up to pound the bad guy) were part of what made these B-Western movies so great for kids of all ages!

guns and holsters to raise money for abused children.

New this year is a gorgeous pair of one-of-a-kind Damascus steel spurs in the Wild Bill Elliott style. The spurs were made and donated by internationally acclaimed knife and spur maker, Charles Sauer, and engraved by Master Engraver Norvell C. Foster.

Renowned western entertainers, Roy Rogers and Dale Evans, spent a lifetime devoted to children and their support of *children-at-risk* is well documented. The Happy Trails Children's Foundation is proud to carry on the work with abused children that was so important to Roy and Dale. However, we need your help!

Order your tickets today for this beautiful and unique museum quality one-of-a-kind cowboy collectible. Tickets are \$10 each or 11 tickets for \$100. The drawing will be held December 19, 2009 in Apple Valley, California. **YOU DO NOT NEED TO BE PRESENT TO WIN!** The winner will be notified by phone. You may check our web site for the winner's name, after the drawing at [www.happytrails.org](http://www.happytrails.org).

The total proceeds of this drawing benefit the Happy Trails Children's Foundation for abused children. The Happy Trails Children's Foundation is a charitable non-profit organization under section 501(c) (3) of the Internal Revenue Code. All donations are fully tax deductible. You may order tickets by phone (760) 240-3330 or online. American Express, Discover, MasterCard, and VISA accepted. Or, you may send your check to:



*Red Ryder  
(Bill Elliott as Wild Bill Elliott)*

These unique spurs are truly a valuable collector's item. Jim Lockwood of Legends in Leather crafted the hand-carved double holster rig in the reverse draw style of Wild Bill Elliott along with the matching spur straps. Silversmith Michael Ekstrom produced the magnificent sterling silver conchas and buckle sets on the spur straps. The exquisite engraving on the pistols, and the special custom tuning of the guns were provided by Conrad Anderson, Rocktree

**As a result of our association with Roy and Dale, and the positive and wholesome family values they represented, the Happy Trails Children's Foundation is the only known children's charity in the country today that actively supports shooting sports, Second Amendment Rights and responsible gun ownership, and is in turn supported by generous contributions from shooters, collectors, organized shooting sports, and the firearms industry! We are proud of this unique partnership!**

**Happy Trails Children's  
Foundation**  
Silver Screen Legend XII  
10755 Apple Valley Road  
Apple Valley, CA 92308  
(760) 240-3330



# SASS SHOOTERS "SPECIALS" LIMITED QUANTITIES WHILE THEY LAST

★★★☆☆☆☆☆☆☆☆☆☆ **NEW FOR 2009** ★★★★★★★★★★★★★★★★

★ **EMF HARTFORD 1911-A1**




★ 45ACP 5" Barrel  
Parkerized with  
Checked wood grips  
★ LIST \$565<sup>00</sup>  
★ 100% MADE IN THE USA!

★ **1861 SPRINGFIELD RIFLE**



Pedersoli  
★ .58 Caliber  
★ 40½" Octagon Barrel  
★ LIST \$1150<sup>00</sup>  
★ INCLUDES U.S. SPRINGFIELD STAMPINGS!

★ **GIBBS RIFLE**



Pedersoli  
★ .45 Caliber  
★ 36" Barrel  
★ LIST \$1550<sup>00</sup>  
★ THE CHOICE OF LONG RANGE WORLD CHAMPIONS!

★★★

## 1892 LEVER ACTION



Rossi  
★ 45 LC. RIFLE STAINLESS STEEL  
★ 24" Octagon Barrel (Cosmetic Blem)

★ LIST \$630<sup>00</sup> SPECIAL: \$425<sup>00</sup>

## 1873 SPORTING RIFLE



★ 45LC RIFLE CASEHARDENED  
★ 24" Octagonal Barrel  
★ LIST \$1150<sup>00</sup> SPECIAL: \$925<sup>00</sup>

## 1873 S.A. REVOLVER



Uberti  
★ 44-40, 5½" BBL.  
★ Frontier Marshall  
★ Brass BS & TG  
★ LIST \$485<sup>00</sup> SPECIAL: \$390<sup>00</sup>

## GWII REVOLVERS



Pietta  
★ 357Mag. 4¾" BBL.  
★ Casehardened Frame  
★ Ultra Ivory Grip  
★ LIST \$560<sup>00</sup> SPECIAL: \$510<sup>00</sup>

## GWII REVOLVERS



Pietta  
★ 45 LC. 4¾" BBL.  
★ Casehardened Frame  
★ Ultra Ivory Grip  
★ LIST \$560<sup>00</sup> SPECIAL: \$510<sup>00</sup>

## GWII REVOLVERS



Pietta  
★ 357Mag. 4¾" BBL.  
★ Casehardened Frame  
★ Checkered Walnut Grip  
★ LIST \$580<sup>00</sup> SPECIAL: \$510<sup>00</sup>

## GWII DELUXE PHOTO-ENGRAVED



Pietta  
★ 45 LC., 357 Mag.  
★ 4¾" BBL.  
★ Ultra Ivory Grip  
★ LIST \$825<sup>00</sup> SPECIAL: \$680<sup>00</sup>

## GWII REVOLVERS



Pietta  
★ 357 Mag. 4¾" BL.  
★ Stainless Steel  
★ Walnut Express Grips  
★ LIST \$690<sup>00</sup> SPECIAL: \$510<sup>00</sup>

## GWII REVOLVERS



Pietta  
★ 357 Mag. 5½", 7½" BL.  
★ Stainless Steel  
★ Ultra Ivory Grips  
★ LIST \$720<sup>00</sup> SPECIAL: \$499<sup>00</sup> (BLEMS)

## GWII REVOLVERS



Pietta  
★ 45 LC. 4¾" BL.  
★ Stainless Steel  
★ Ultra Ivory Grips  
★ LIST \$720<sup>00</sup> SPECIAL: \$560<sup>00</sup>

## PEDERSOLI 1858 TARGET MODEL



★ .44 7½"  
★ Competition  
★ Match grade barrel  
★ LIST \$800<sup>00</sup> SPECIAL: \$725<sup>00</sup>

## 1858 REMINGTON




Pietta  
★ .44 8" BBL  
★ Stainless Steel  
★ LIST \$390<sup>00</sup> SPECIAL: \$365<sup>00</sup>

## 1851 NAVY BRASS BUNTLINE



Pietta  
★ .44 12" BBL.  
★ Brass Frame  
★ LIST \$215<sup>00</sup> SPECIAL: \$179<sup>00</sup>

## DLX PHOTO-ENGRVD GWII & COBRA DERRINGER CASED SET



★ .357MAG, 4¾" BBL & .22LR,  
★ 2½" BBL  
★ LIST \$1094<sup>00</sup>  
★ SPECIAL: \$850<sup>00</sup>

## 1851 NAVY AND DELUXE PRESENTATION CASE



★ .44 7½" BBL.  
★ Brass Frame  
★ LIST \$290<sup>00</sup> Pietta  
★ SPECIAL: \$239<sup>00</sup>  
(Accessories not included)

## 1858 ARMY AND DELUXE PRESENTATION CASE



★ .44 8" BBL.  
★ Brass Frame  
★ LIST \$295<sup>00</sup> Pietta  
★ SPECIAL: \$244<sup>00</sup>  
(Accessories not included)

## 1860 ARMY AND DELUXE PRESENTATION CASE



★ .44 8" BBL.  
★ Casehardened  
★ Frame  
★ LIST \$330<sup>00</sup> Pietta  
★ SPECIAL: \$289<sup>00</sup>  
(Accessories not included)

## MEASURING SPOUTS



SPECIAL: \$5<sup>00</sup>/10 PCS

## COLT 31 MOULD



SPECIAL: \$4<sup>90</sup>

## R&D CARTRIDGE CONVERSION

★ 1847 Walker  
★ Converts to 45LC  
★ LIST \$235<sup>00</sup>  
★ SPECIAL: \$199<sup>00</sup>



## KY BULLET MOULD



★ 45 Cal.  
★ Wood Handle  
★ SPECIAL: \$3<sup>90</sup>

## KY NIPPLE WRENCH



SPECIAL: \$2<sup>90</sup>



**E.M.F. Co., Inc.**  
1900 E. Warner Ave., Suite 1-D, Santa Ana, California 92705

Fax: 949-756-0133  
www.emf-company.com

**ORDER DESK**  
**(800) 430-1310**



# PIETTA FIREARMS

*proudly presents the return to END of TRAIL of Coyote Calhoun's Wild West Variety Show featuring River Crossing's*

## SILVER SCREEN SALOON SHOW!

*Back by special request!*

Come see the pretty ladies on Friday night, June 26 at the Belle Union Saloon as the girls kick off the weekend by once again lighting up the stage with high-spirited entertainment! Step back in time and enjoy the atmosphere of an Old West saloon where lovely ladies in beautiful costumes bring you a lively, fun show of song and dance in the spirit of an old-time dancehall.

New songs! New costumes! New numbers! ... along with repeats of last year's favorites. And introducing special guest **Rosarita Verde**—that

sassy, beautiful senorita from South of the Border, where the men are tough and the women are hot!

Of course, the fabulous and incomparable **Peaches O'Day** returns to headline the evening, singing her signature songs such as "I'm No Angel" and "Willie of the

Valley" and amusing you with her famous one-liners and not-so-subtle innuendos. Peaches' breathtaking wardrobe and famous figure will draw admiring envy from the women and drive the men to distraction!

Peaches is joined by **Miss Tabitha**, who dons her saloon outfits



again with surprising and humorous numbers and group sing-a-longs. You never know when she'll jump onto the bar or pull a "willing" volunteer from the audience into the act!

And, we all know the evening would not be complete without those high-stepping, high-kicking, split-dropping **Dancehall Darlings Can-Can Dancers!** These sweethearts will charm and entertain you, whether kicking up their heels on stage or posing for photographs between sets.

*(Continued on next page)*

**STEEL TARGETS**  
Original Designs

Knockdown Targets  
Different Shapes and Sizes Available

DS Welding's Famous Tombstone Rack

**DS WELDING**  
9444 Wondale Ave.  
Cincinnati, CA, 91341  
(888) 727-9353  
www.dswelding.com  
www.steel-targets.com

The Original BirdCan Thrower

Wig-Wag w/ High Flaming Drifter Target

DS Welding's Amazing Wulture 2004 EQ1

(Continued from previous page)

Don't miss out on the party at the Belle Union Saloon on Friday night at END of TRAIL, as Alchimista of **Pietta Firearms** sponsors a night to remember! (The part of Peaches O'Day will be played by Lonna Miller, a professional singer-entertainer. She has recorded many albums as well as

numerous local, regional, and national commercials. For two consecutive years she placed first in the professional songwriting and vocalist competition of Nashville's Music City Song Festival, an international competition covering 50 states and 22 countries. Her recordings have covered contemporary gospel, classic rock, and pop top 40.)

## For AD Rates

DONNA • (714) 694-1800 (EXT. 118)



## Six Out of Seven Cowboys Agree!

**Ammo Direct has great prices on ammunition and reloading supplies.**

At Ammo Direct, we have the ammo brands and reloading supplies you've been looking for. That seventh guy, we're still working on him.



Shoot more & pay less!  
www.ammodirect.com 1-877-866-6347

# LONG HUNTER SHOOTING SUPPLY

"FROM BOX TO HOLSTER"

CALL OR VISIT OUR WEBSITE FOR DETAILS



**USFA RODEO: \$595.00 (2 plus) • \$625.00 for 1**  
PREMIUM ACTION JOB, WIDENED REAR SIGHTS AND NARROWED HAMMER



**USFA RODEO II: \$645.00 (2 plus) • \$675.00 for 1**  
PREMIUM ACTION JOB COILED HAND SPRING



**USFA SINGLE ACTION: \$875.00 (2 plus) • \$900.00 for 1**  
PREMIUM ACTION JOB, WIDENED REAR SIGHTS AND NARROWED HAMMER



"PREMIUM ACTION JOB"

ACTION JOB - \$125.00  
RETURN SHIPPING - \$25.00  
NUMEROUS RIFLE AND PISTOL PARTS - OTHER WORK AVAILABLE

VISIT US ONLINE OR CALL TODAY



**TAYLOR'S DELUXE LH SMOKE WAGON**  
\$550.00 (2 plus) • \$575.00 for 1  
PREMIUM ACTION JOB



**RUGER VAQUERO: \$575.00 (2 plus) • \$595.00 for 1**  
PREMIUM ACTION JOB, WIDENED REAR SIGHTS AND NARROWED HAMMER

**MODELS 1873/1866 "RANGE READY"**

STARTING AT: \$1300.00



OVER \$300 IN PARTS GOES INTO EVERY 1873/1866 WE SELL

**ALL RIFLES INCLUDE:** ACTION WORK, SHORT STROKE KIT, ALUM. CARRIER, GRABBER FRONT SIGHT, LEVER WRAP, STAINLESS MAG TUBE SPRING, STAINLESS FOLLOWER, NEW FIRING PIN AND SPRING

**CUSTOMER RIFLES**

ACTION WORK ONLY: \$175 ACTION WORK PLUS ABOVE PARTS: \$480

Full line Dealer • USFA • Taylor's & Company • Cimarron FA • Kirkpatrick

CONTACT: JIM OR BRAD FINCH • VISA & MASTERCARD ACCEPTED

Phone# (806) 365-0093 • Web Site: [www.longhunt.com](http://www.longhunt.com)

95 E. White • P.O. Box 372 • Hartley, TX 79044



# SASS MEMBERS TO RECEIVE FREE ADMISSION AT OLD TUCSON STUDIOS!

By Frances Causey, Film Manager

**Tucson, Arizona** – Saddle up and head out to Old Tucson Studios where active SASS members in full costume can now visit the legendary Western movie making studio for free! Old Tucson just joined as a corporate member of SASS, and the alliance is a “one-of-a-kind” opportunity for both organizations. Old Tucson is excited to have SASS members “paint the town” with their colorful costumes and characters. SASS member John Schaffer, Town Mayor, SASS #4981, who facilitated the arrangement with Old Tucson Studios, believes “SASS is a natural fit with Old Tucson Studios as we depict the Hollywood West in many of our shooting competitions and we dress the part with period guns, boots, hats, chaps, spurs, and much more. Many of the characters SASS

members adapt in their personas originated in movies filmed at Old Tucson Studios!”

Both SASS and Old Tucson Studios continue to promote the proud traditions of Western heritage. Old Tucson Studios has been *Arizona’s Hollywood in the Desert* since 1939 and is celebrating 70 years of making Western movies this year! From western movie heroes Roy Rogers, Gene Autry, and John Wayne to current box-office stars Leonardo DiCaprio, Val Kilmer, and Harrison Ford, Old Tucson has hosted Hollywood’s biggest legends in more than 300 major motion picture and television productions. Old Tucson was originally built as a movie set in 1939 for the movie *Arizona*, starring William Holden and Jean Arthur.

According to Old Tucson GM/CEO Pete Mangelsdorf, the SASS-OTS arrangement allows Old Tucson visitors the unique chance to see SASS members on the Western sets of Old Tucson in their original costumes which are so well researched by SASS members. “Old Tucson is proud to support SASS and its members as both organizations are committed to preserving and promoting the spirit and traditions of the West.”



*“McClintock” (1963) starring John Wayne and Maureen O’Hara was filmed at Old Tucson Studios.*

Guests from across the globe, and now SASS members, can travel to Old Tucson to experience not only Western genre film and television production, but they can travel back in time to experience Hollywood’s version of the Wild West with live shows featuring singing and dancing, thrilling stunt shows, and Old Tucson Studios’ legendary gunfights. Younger guests can take a pony ride, enjoy an Old West carousel, drive an antique car, or journey into the Iron Door Mine Adventure.

While there, don’t forget to get yourself a heapin’ portion of the sumptuous smoked barbecue at Old Tucson’s famous “Jake’s” restaurant

where SASS members can eat vittles just like the cowboys on the range did! Members must show a current SASS I.D. and badge, be in period attire, and have their firearms safety checked by Security personnel at the front gate. Members are welcome to throw back a few cold ones, but must leave their shootin’ irons outside the gates if partaking in spirits. No live ammo is allowed on the set! SASS members have the perfect Western costumes and the characters, and now we have the perfect setting! Strut’ your stuff for the visitors at Old Tucson Studios!

For more information visit our website at [www.oldtucsonstudios.com](http://www.oldtucsonstudios.com).

**Rudy Lozano**  
**Black Hills Leather**  
 — Custom Made Gun Leather Art —

**Attention Cowboy Action Shooters!**

*The Black Hills Bandito Rig—  
 The best demand the best!*

**Custom Made Gun Belt & Holster Rigs**

Individually Hand-crafted Plain, Border Tooled or Hand Carved. Made from the finest Vegetable tanned leather available. Many models to choose from. All of our rigs are designed and patterned after rigs worn in the Wild West. They are fully, smooth leather lined, hand tooled, and available in Russet, Dark Chestnut and Black.

**The Black Hills Bandito Rig**

This rig has been tested in the field by the owner and SASS shooter Black Hills Bandito and many other competitors. This is a rigid gun belt rig with metal reinforced holster and flare tops. This is the ideal rig for all those competitors that require speed.

Model Number:	BHB	
Item	Price	
Double Rig	\$389.95	
BH86	\$149.95	

Send \$5.00 for a color brochure or visit our web site.  
[www.blackhillsleather.com](http://www.blackhillsleather.com)

We also make accessories to match the rigs or sold separately

**Black Hills Leather**  
 410 West Aurora • Laredo, TX 78041 • Toll Free: (877) 712-9434  
 Information Only: (956) 795-0224 • Fax: (956) 712-8330  
 E-Mail: [bhills@lmtonline.com](mailto:bhills@lmtonline.com)

[www.thegunengraver.com](http://www.thegunengraver.com)  
 Call 417.865.5953

*Historic Recreations of Classic Engraving Styles*

**Custom Hand Engraving** by *Jim Downing*

# RIVER JUNCTION TRADE CO.

SINCE ~ 1973

MANUFACTURERS & DEALERS  
of  
NINETEENTH CENTURY DRY GOODS

Ring us Toll Free at 1-866-259-9172 or visit us online at ~ [www.riverjunction.com](http://www.riverjunction.com) ~



## WAH MAKER SUIT COAT

This coat is carefully designed and crafted here in the USA. It features a four button front with high lapels, one inside breast pocket and two outside waist pockets. Made of 50% wool and 50% other fibers.

Available in Brown Pinstripe  
Each.....\$139.95

Sizes are limited, see our website for availability.  
Also available with matching trousers.  
Also available in Solid Black or Salt and Pepper Gray.

In an effort to bring you the biggest and best variety of Old West and Victorian clothing River Junction Trade Company is now carrying selected Period Correct Wah Maker products.

## SHIELD FRONT SHIRT



A truly dashing addition to your wardrobe. This shirt has contrasting piping around the collar, shield and cuffs. It has a tailored fit with a straight back yoke, pointed collar, and a two button cuff. The bib is completely removable.

Factory made in a medium weight cotton twill. Available in Wine w/ Navy trim, Navy w/ Yellow trim, Red w/ Black trim, Grey w/ Black trim or Dark Green w/ Cream trim. Some colors are limited.

Each..... ~~\$54.95~~ \$39.95  
Sale ends July 31st

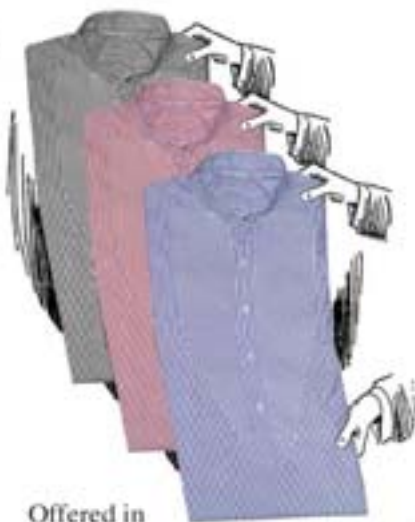
## LIMITED EDITION TOMBSTONE LINEN DUSTER



Made of light weight, oatmeal colored 100% linen. This was the most commonly used fabric for this type of garment before the turn of the century. Its flexible weave and light weight make it the ideal material for keeping your finery clean on those dry dusty roads. 58" Length - (about mid-calf on a man of average height.)  
Sizes Small to 2X Large  
Availability is Limited

Special Purchase Price  
\$74.95

## Mens PULLOVER Shirt



Offered in  
Red and White stripe,  
Black and White stripe,  
Brown and Cream stripe or  
Blue and White stripe.  
Sizes Small to 3XL

Our Celluloid Collars and Collar Studs fit these shirts. Visit [www.riverjunction.com](http://www.riverjunction.com) to see our selection

This classic shirt was worn by the very elite of society, the businessman, and the top hand alike. It features a tapered bottom bib front and presents a Fresh Pressed look that was the fashion.

As its name implies, this shirt is a 100% Cotton pullover with a four button placket, band collar and collar studs.

Each.....~~\$35.95~~  
Now \$29.95  
Sale ends July 31st



## EMBOSSED HUNTING CASE WATCH

2" diameter, 17  
jewel mechanical  
movement  
In Gold..... \$89.95  
\$79.95

### HOW TO ORDER

To see the most up to date product selection and pricing, use our secure online ordering at [www.riverjunction.com](http://www.riverjunction.com) 24 Hours a day. We would also be happy to take your order over the Phone, just Ring us TOLL FREE (866) 259-9172 9:00 am to 5:00pm CST. You may fax in your order at (563)873-3647 or our mailing address is: River Junction Trade Co., P.O. Box 275, McGregor, IA. 52157 If paying by check, please add 8% for shipping and handling, minimum \$7.50



To be kept informed on all of our special offerings on new products, sale items, closeouts and more make sure we have your current Email address.

Be assured all customer information including Email addresses are kept in the strictest confidence. We do not sell our mailing lists.

[www.riverjunction.com](http://www.riverjunction.com)



**Palaver Pete,**  
SASS Life/Regulator #4375

## PONY-UP PARDS!

By Palaver Pete, SASS  
Life/Regulator #4375

shooting sports, but SHOOT Magazine was for us and by many of us—it covered Action as well as Mounted Shooting, and as stated above, I will surely miss it, and I bet many of you readers will also miss it.

Economic conditions are rough right now, and probably many of our younger shooters are unemployed, but even during better times, we shooters have been guilty of failing to support the structures we need to keep shooting related materials on the bookshelves. We need to keep the shooting sports in the public eye. Sometimes we Shooters talk a good game, especially when we are talking to the chorus, but when it comes to the bottom line (the Pony-up Line), we seem to be stepping out the back door. Worldwide there are over 80,000 plus SASS members, 1,500 Fast Draw Association Members, and several thousand in




*Goodbye good friends.  
We will miss you.*

Second Amendment Organizations, and yet, we let something as good as SHOOT and TRAIL'S END slip away. Shame on us.

Western shooting magazine after magazine has failed, and simply because we have failed to support it. Some say it's because of "lack of content." I don't believe that. Magazines such as SHOOT MAGAZINE and TRAIL'S END had it all—everything a Western Shooter would want to read, and yet, we let them fail. We criticize "gun grabbers" for everything anti-gun, but fail to financially support the things in our society that support the

right to keep and bear arms. We have failed to recognize that everything in our society operates on money, and we fail to support the item we need most: VISIBILITY. In the final analysis, it can be said: "we have met the enemy, and he is us."

We are too tight fisted to support the sport and freedom we enjoy the most—sad state of affairs. Someone has to say it, and I'll be the first to say it, "put your money where your mouth is, or face the reality that it ain't going to be there when you wake up." The other oft-used excuse is "I can't afford it." More often than not, that same person will appear at the next shoot with new leather and new guns. Okay, let the other guy support the NRA and/or shoot related items. What the heck, no one will be the wiser, because we all get credit when a Second Amendment victory hits the front page.

What we need to do, Pard, is budget. Give up a trip to the movie house, or bowling alley, or a six-pack or two, and budget some money for the shooting sports. It can be done and needs to be done if we are going to continue to win this war with the anti's. Pony-up Pard, and start budgeting ... And let me add, if the shoe fits, wear it. The bottom line is MONEY. 

# Evil Roy DVD Series



## New!

**Just Added...**  
**WILD BUNCH DVD**  
Learn About the Newest SASS Game!

- VOLUME 1 - PISTOLS**  
#VD0011-000
- VOLUME 2 - RIFLES**  
#VD0012-000
- VOLUME 3 - SHOTGUNS**  
#VD0013-000
- VOLUME 4 - HANDLING AND TRANSITIONS**  
#VD0040-000
- NEW VOLUME 5 - WILD BUNCH**  
#VD0010-000

\$29.95 ea

DVDs sold separately



Order Yours Today:  
**Call: 1-877-411-SASS**  
Or order online at [www.sassnet.com](http://www.sassnet.com)

# AT HOME ON THE RANGE



**Ruger® New Vaquero® Revolver**  
NV-455 | .45 Colt



**Ruger® New Model Blackhawk® - Stainless Revolver**  
KBN-44 | .45 Colt



**Ruger® New Model Super Single Six® Revolver**  
NR-6L-17 | .17 HMR

**Rugged Ruger®**  
Single-Action Revolvers,  
*always at your side.*

Original "old model" (pre-1973) owners – visit [www.ruger.com](http://www.ruger.com)  
for an important **FREE** safety offer from Ruger®!

The Ruger® New Vaquero®, New Model Blackhawk® and New Model Single Six® single-action revolvers feature an all-coil spring mechanism, patented Ruger® transfer bar ignition system, and loading gate interlock for smooth, dependable operation and an unparalleled measure of security against accidental discharge. The New Vaquero® features a reverse indexing pawl for easier loading and unloading, and the New Model Single Six® and New Model Blackhawk® feature a precisely adjustable rear sight. It's easy to relive the Spirit of the Old West with these feature-rich, yet classically styled revolvers from one of America's leading firearms manufacturers, Ruger®.



**RUGER**  
ARMS MAKERS FOR RESPONSIBLE CITIZENS®



FOR MORE INFORMATION VISIT [WWW.RUGER.COM](http://WWW.RUGER.COM)



*Cat Ballou, SASS #55  
~SASS Hall of Fame Inductee~*

# WINTER RANGE COSTUME CONTEST 2009 A Sight to Behold!

*By Rye Creek Roberts, SASS Life #18503*

**A**nd a sound was heard across the land, "Come to Arizona." The desert and Winter Range are waiting. Pack your snappy duds and formal vestments. Hit the trail with great haste for a band of judges has gathered intent on determining the best.

I'll not write of the weather; it was great, nor the stages, also great. What I will write of is the costumes. As the years go on and our sport grows, we find more and more folks that have been afflicted with OCCD (obsessive compulsive

costume disorder). As in years past, it was very difficult to choose the winners. At Winter Range this year there was everything from extremely authentic to extremely hilarious. Judges went out roving in shifts during the main match to view the working categories and gun carts. They also took the digital photographs needed for judging. We gathered together every evening to view the day's photos so that no possibility was unnoticed. Then, we met on Saturday evening for the Best Dressed costume contest. In many cases, it was the fine




*Best Dressed Junior  
Tombstone Tim*



*Best Dressed B-Western Lady  
Fanny Mostly*



*Best Guncart  
Sheriff Horton*



*Best Working Man  
El Pueblo*



*Costume Judges ~ (Winter Range)*

detail and accoutrements that determined the winner.

I would like to thank the wonderful costume judges of Winter Range 2009, and for the great job they did. This year's judges were: Captain George Baylor, Dark Alley Dave, Tombstone Tilly, Mama Quigley, and Gail Force. Thanks also to Border Agent for photographing the Saturday night Best Dressed costume contestants. 🤠





*Best Dressed Saloon Girl  
Arizona Pearl*



*Best Dressed Gentleman  
W. A. Ward*




*Best Dressed Lady  
Iona Vaquero*



*Best Working Lady  
Prairie Weet*



*Best Dressed Lady Suttler  
Aspen Filly*



*Best Working Junior  
Sam the Man*



*Best Working Junior Girl  
Lulu Sure Shot*



*Best Dressed Military  
Mad Dog Morgan*

**Winter Range 2009 Costume Contest Winners**

**Working Costumes:**

**Men's Costume**

- 1st El Pueblo, SASS #6922
- 2nd Sage Rat, SASS #4153
- 3rd Smokey Burn, SASS #27232

**Ladies Costume**

- 1st Prairie Weet, SASS#778
- 2nd Tripod, SASS #57588
- 3rd Pinto Annie, SASS #27966

**Jr. Girl**

- 1st LuLu Sureshot, SASS #66230
- 2nd Sugar Cookie, SASS #71327
- 3rd Spunky Sparky, SASS #72140

**Jr. Boy**

- 1st Sam the Man
- 2nd Young Gun Lyle, SASS #81108
- 3rd Pesky Kid, SASS #51356

**Gun Cart**

- 1st Sheriff E. M. Horton, SASS #757
- 2nd Wild Bodie Tom, SASS #67918
- 3rd Portia Rose, SASS #67537

**Best Dressed:**

**B-Western Lady**

- 1st Fannie Mostly, SASS #41799
- 2nd Alpine Lil, SASS #56935
- 3rd Silver Heart, SASS #48482

**Couple**

- 1st Tinpan Dave, SASS #48602 & Tatted Lady, SASS #51064
- 2nd Sundance Kid, SASS #7378 & Ethel Place
- 3rd Ranger Rob, SASS #52315 & Susie Chompa

**Lady**

- 1st Iona Vaquero, SASS #49084
- 2nd Mrs. Allthetime, SASS #79243
- 3rd Hurricane Dasha, SASS #79635

**Gentleman**

- 1st W. A. Ward, SASS #11723
- 2nd Flying W Ramrod, SASS #40559

**Jr. Girl**

- 1st Sugar Cookie, SASS #71327

**Jr. Boy**

- 1st Tombstone Tim, SASS #6820
- 2nd Tombstone Ted, SASS #21918

**Saloon Girl**

- 1st Arizona Pearl

**Military**

- 1st Dan Mad Dog Morgan, SASS #5399
- 2nd Blackjack Kid, SASS #31492
- 3rd Varmint Hunter, SASS #31487

**Lady Suttler**

- 1st Aspen Filly, SASS #50535
- 2nd Pegge Lu, SASS #22577



*Best Dressed Couple  
Tin Pan Dave & Tatted Lady*



Coyote Calhoun, SASS #201

# SASS AND RUGER TEAM UP

By Coyote Calhoun, SASS #201

ever. If you have never attended the NRA Convention, you should do so. The convention moves around the country to make it easier for members to attend, and next year's convention is in Charlotte, North Carolina May 14-16. Mark your calendars.

At this year's show there were many manufacturers of Cowboy Action Shooting™ products. These manufacturers were offering many new products for our game. They included Action Target, Benelli, Beretta, Brownells, Chiappa Firearms, Cimarron Firearms, Colt, Dillon, Eagle Grips, El Paso Saddlery, EMF, Henry Repeating Arms, Hodgdon, Hornady, John Bianchi's Frontier Gun Leather, Marlin,  
(Continued on next page)



The Ruger/SASS Vaquero will be available as soon as production kicks into high gear ... as early as July. Stop by the SASS Mercantile at END of TRAIL, take a look, and put in your order!

I have just returned home from the NRA Convention in Phoenix, Arizona where Hipshot and I, with the help of Bighorn and several other SASS members from the Phoenix area, manned the SASS booth. We were able to visit and talk with a tremendous number of current and potential SASS members. The convention in Phoenix is one of the largest NRA conventions I have ever attended and may have been one of the largest in NRA History. The NRA certainly put its best foot forward in producing the convention this year, and I applaud them. In these times we need the NRA more than

## END OF TRAIL 2009

# SASS U SHOOTING SCHOOL

### ACTION SHOOTING CLASSES

All Action Shooting Classes are 3 Hours Credit Classes are Tuesday, June 23rd from 1:00PM - 4:00PM

- Shooting Duelist Style  
Instructor: Nuttin' Graceful - Cost: \$45.00
- Shoot Smarter and not Harder  
Instructors: Calvin N. Hobbs & Barbary Coast  
Cost: \$45.00
- Shooting Double Barrels  
Instructor: T-Bone Dooley - Cost: \$45.00
- Transitions  
Instructor: JT Wild - Cost: \$45.00
- Shooting the Wild Bunch Match  
Instructor: Evil Roy - Cost: \$45.00
- You Make the Call  
Instructor: Palewolf Brunell - Cost: \$30.00
- Shooting Gunfighter Style  
Instructor: Half-A-Hand Henri - Cost \$45.00

TT  
SASS  
U  
UNIVERSITY

LEARN TO SHOOT SMART AND FAST

### MOUNTED SHOOTING CLASSES

- Beginning Mounted Shooter Clinic  
Tuesday, June 23rd at 9:00 AM to Noon  
This clinic is for new shooters in levels 1 and 2  
Instructor: Expressman  
The cost for the class is \$45.00
- Beginning Mounted Shooter Clinic  
Tuesday, June 23rd at 2:00 PM to 5:00 PM  
This clinic is for first time shooters  
Instructor: Expressman  
The cost for the class is \$45.00
- Sharp Shooter Mounted Shooting Clinic  
Wednesday, June 24th at 9:00 AM  
SASS 2006 World Champion, Expressman, has designed a clinic to take any skill level mounted shooter to the next height. The cost for the class is \$100.00 plus the Warm-Up fees

TO REGISTER CALL TOLL FREE 1-877-411-SASS  
OR VISIT OUR WEB SITE: WWW.SASSNET.COM

# END of TRAIL 2008

## DVD NEW!

As seen on TV and Shooting U.S.A. - Now you can enjoy the Action, Excitement and Experience of END of TRAIL 2008, the largest and best Cowboy-Action competition in the world!

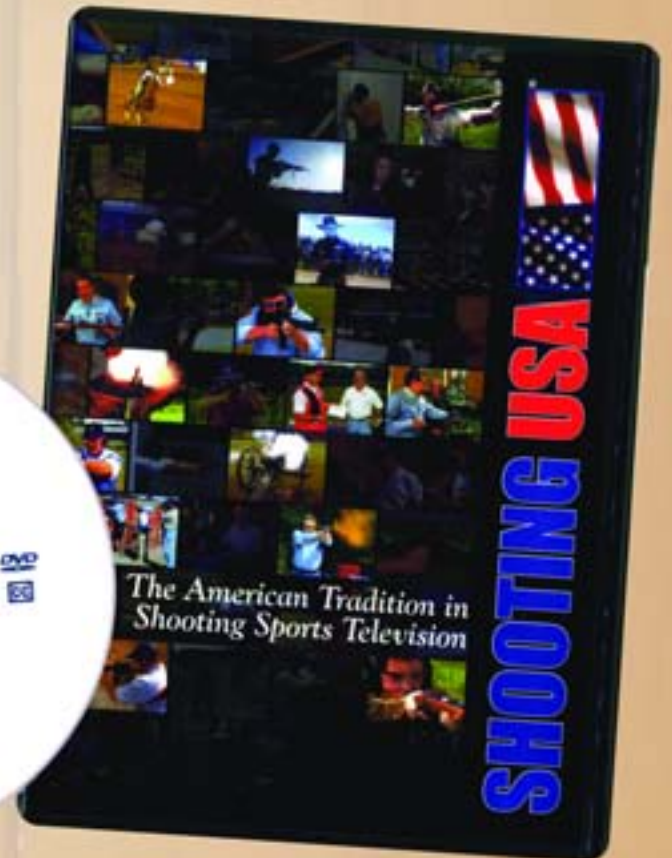


**\$9.95**

SKU# VD0047-008

Order Yours Today:  
Call: 1-877-411-SASS

Or order online at [www.sassnet.com](http://www.sassnet.com)



(Continued from previous page)

Navy Arms, Ruger, Stoeger, Taylor's and Company, Ten X Ammunition, A. Uberti, and Winchester. I hope I didn't miss any one.

One new product we are especially pleased to announce is the new Ruger/SASS Vaquero. If you stopped by the SASS booth, you got a sneak preview of it. The new Ruger/SASS Vaquero is based on the simple, rugged, and classic "Old West" design of the new Ruger Vaquero with several modifications aimed at the Cowboy Action Shooter.

The first thing you notice is the standard Vaquero hammer has been replaced with a new, wider and lower "Montado-style" hammer. This hammer is easier to reach and will fast become a favorite of all Cowboy Action Shooters. This hammer style has always been legal on adjustable sighted guns like the Ruger "Blackhawk" and is now legal on all fixed sighted revolvers. As you look down the barrel, you will notice the next new feature of the Ruger/SASS Vaquero—the front sight is easier to see because the rear sight has been widened to 140 thousands of an inch. The standard New Vaquero has a rear sight of 100 thousands. You know the old saying, "You can't hit the target if you can't

see your front sight," and this modification makes it much easier to see that all-important front sight!

The Ruger/SASS Vaquero will initially be offered in Ruger's Gloss Stainless finish, .357 caliber, and a 4-5/8 inch barrel. It will also be marked with a special series of serial numbers beginning with "SASS" in the serial number. Last, but certainly not least, the grip will be black hard rubber grips, and they will come with full-color SASS logo buttons. This really gives the gun a very distinctive look and will be unmistakable on the range. The gun will be packaged in a special double box and sold as a consecutive serial numbered set.

The Ruger/SASS Vaquero will be available in July, depending upon production, and will be available at your local Ruger dealer and though the SASS Mercantile. We at SASS are extremely excited about the new Ruger /SASS Vaquero. I am sure as soon as you see one, you will be as excited as we are! With this combination of features and the reliability of the Ruger Vaquero, this will be an unbeatable combination. Also, don't forget END of TRAIL is just around the corner, and you will be able to take a peak at one there!

See you at END of TRAIL!

VISIT THE SASS WEB SITE AT [WWW.SASSNET.COM](http://WWW.SASSNET.COM)

## 2009 SASS CONVENTION OPPORTUNITY DRAWING

Tax Deductible 501(c)(3) Corporation

### Enter To Win a Mare's Leg® Pistol And Rig!

**Donations Support The SASS Western Heritage Museum & Cowboy Action Shooting Hall of Fame**

**MARE'S LEG® PISTOL**  
Overall length of 24-in / Barrel length 12-in / Big Loop Finger Lever / Walnut Grip and Stock / Metal Butt Plate / Blued Finish Standard / Adj. Rear Sight / Caliber 44-40

**MARE'S LEG® RIG**  
Full Leather Belt Holster Set

Retail Value: \$2000.00

**WINNER TAKE ALL!**

\$5.00 a ticket  
or 5 for \$20.00

Winners will be selected by random drawing at the 26th Annual SASS Convention, Tuesday, December 26, 2009. Employees or family members of SASS are not eligible as participants. You need not be present to win. The maximum number of entries is 100.

Pistol Donated by: J.R. Custom  
Holster Donated by: Classic Old West Styles

# John Bianchi's

## FRONTIER GUNLEATHER


50th Anniversary

*Bench made, one at a time,  
Especially for you!*

*Many custom models available  
In our full color catalog*

*Firm delivery date  
Quoted at time of order*

*Single, Double, and  
Crossdraw rigs available*



**The Johnny Ringo Double**



**The Model 100**  
Like The "Original"  
We Made for The "Big Guy"



**The Lone Star Double**



**The Plainsman**

*New 2010 Color Catalog  
Now Available FREE  
To SASS Members!*



**The Pistolero**



**The Cheyenne**



*World's Leading Holster Maker for 50 Years!*

*"The Standard By Which All Gunleather is Judged"*

**To Order Please Call: 760-324-6198**

**www.frontiergunleather.com**



*\$6.00 Color Catalog Free to SASS Members • Many New Models for 2010*



**2009 FLORIDA STATE CHAMPIONS**  
(from Left to right)

- Frontiersman  
"Awesome Cactus Jack" AKA Bill Willingham
- Frontier Cartridge  
"Roudy Buckshot" AKA Craig Royer
- Frontier Cartridge Dualist  
"Confederate Colt" AKA Thomas Willingham

# Starline

## COWBOYS

## OF THE MONTH

**This could be you.** All it takes is practice, using the highest quality products like **Starline Brass**. Top value and top quality, proven time after time. **Starline** supports Cowboy Matches across the country and thanks those shooters who use **Starline Brass**.



Send us a photograph of a deserving Starline shooter, and maybe he or she will be the next Starline Cowboy/Cowgirl of the Month.

### NEW ★ UNPRIMED ★ BRASS COWBOY ACTION CALIBERS

**CALIBER**

32 S & W LONG	44 COLT
32-20	44 SPECIAL
38 SHORT COLT	44 MAG
38 LONG COLT	45 S&W SCHOFIELD
38 S&W	45 COLT
38 SPECIAL	45 LONG COLT BLANK
38 SPECIAL+P	40-65
357 MAG	45-70
41 COLT	45-90 (2.4)
38-40	45-100 (2.6)
38-55 (2.080)	56-50 SPENCER
38-55 Long (2.125)	50-70 GOVT.
44-40	50-90 SHARPS
44 RUSSIAN	50-110 WIN.

This is a partial list.  
Call or check web site  
for a complete list of products.  
1-800-280-6660 or  
[www.starlinebrass.com](http://www.starlinebrass.com)

# Starline™

Made With Pride  
in the USA

1300 W. Henry Street • Sedalia, MO 65301



Official  
Brass  
Supplier  
for CMSA



## ORDER Factory Direct

[www.starlinebrass.com](http://www.starlinebrass.com)  
or call 1-800-280-6660





(Continued from page 1)

**Cimarron Firearms  
Texas Jack, SASS Life #5148,  
and Cimarron Rose,  
SASS Life #5149, Proprietors**



Old guns have always been Mike Harvey's passion and hobby, and Mary Lou has always been game for a new adventure. In 1977 Mike built a Hawken Plains rifle, and two years later Mike and Mary Lou opened "Bigfoot," a small muzzle loading retail shop in west Houston. Soon replica blackpowder revolvers were added; then came replica cartridge rifles and revolvers. In 1984, they began importing directly from Aldo Uberti in Italy. This business ultimately became known as Cimarron.

The order of business for Mike and Mary Lou, later to be known as Texas Jack and Cimarron Rose, was to "Amercanize" the Italian SA replicas. An original from the Cimarron collection was delivered to the factory. Proof marks were hidden when possible, polish was upgraded, parts made to fit in originals. Major parts were reshaped. Next, they wanted to bring models not seen before on the market to the shooters. They paid for the factory tooling and were granted limited exclusivity to the models. Some of these are the U.S. Cavalry and U.S. Artillery single actions. Then they designed the THUNDERER and LIGHTNING single actions. They sent original Open Tops, Richards-Mason, Richards Type II, and 1858 Conversions to be duplicated. They redesigned the Uberti Stallion and made their popular Model P Junior. They are responsible for the Short Rifles, Trapper, Brush Popper design, 3.5" barrel single action—the shortest single action with an ejector, the Man with No Name, the new Rooster's Shooter, the "Doc Holiday," the Wyatt Buntline, stainless steel Model P, Civil War Henry, 30" 1873 "Long Range," 1876 rifle and carbine, and the Billy Dixon and Quigley Sharps rifles.

Cimarron began before there was SASS. Therefore, the only calibers available for the single action were .357, .44-40,

and .45 Colt. They added .38-40, .32-20, .32 H&R, and .44 Special calibers. They brought back the .45 Schofield and .44 Colt cartridges. Rifles were chambered only in .357 and .44-40. They added .45 Colt and the above calibers for lever rifles.

In 1988, they headed west to END of TRAIL at a place called Coto de Caza, and returned with a video of the match, which was played at gun shows and in their retail store until they had a list of 70 interested shooters. A meeting was held in their store, and in 1989, Cowboy Action Shooting™ was off and running in the Lone Star State. They have been a major supporter of SASS, END of TRAIL, and the SASS Regionals every year since.

The company moved from Houston to the Texas Hill Country town of Fredericksburg in 1992. Texas Jack left his daytime job, took the reins at Cimarron, and opened the greatest cowboy store on earth, TEXAS JACK's WILD WEST. Although Cimarron Rose recently retired, Texas Jack continues to run the company and plans to do so 'till dirt is shoveled in his face! 🤠

\*\*\*\*\*

**Coyote Calhoun,  
SASS Life #201**

In February 1993, Robin Wilson invited Lamar Shelnett to his first SASS match at the Cherokee Gun Club in Gainesville, Georgia. He owned only one cowboy gun, and to shoot the match he had to borrow a few from his friend, Robin. This was the first organized shooting match in which he had ever participated, and he came in third place ... he was hooked! Within a month, he was Coyote Calhoun and Robin was San Quinton. Later that same year, he was asked to become part of the Magnificent Seven, the founding members of the Shootout at Mule Camp, and the seed to his participation in SASS and Cowboy Action Shooting™ had been planted.



After the first Shootout at Mule Camp, the Magnificent Seven pitched the idea of a large match on the East Coast to the SASS Wild Bunch, and the Regional match concept was born. The 2nd Annual Shootout at Mule Camp became the first ever SASS Regional Match. Coyote received the SASS Spirit Award as a part of the Magnificent Seven in 1999.

As Cowboy Action Shooting™ grew, Coyote became more involved. He helped in the formation of Doc Holliday's Immortals in Griffin, Georgia, and in organizing the first SASS Georgia State Championship in 1999. He also helped with other matches, including the Reckoning, the Florida State Championship, the Last Frontier Charity Shootout, and the SASS Mid-Western Regional, where he was the co-match director for four years.

In 1999, He began working for SASS, bringing his experience and enthusiasm to the National Shooting Program. Between 1999 and 2004, he attended almost every SASS Regional Match, thus helping the SASS National Shooting Program grow into what it is today. He was part of the Range Operations Safety Course development and currently serves on the SASS Range Operations Committee. In 2004, he received the prestigious SASS "Top Hand" award and was asked to join the Wild Bunch.

Coyote Calhoun now serves as not only the National Programs Director, but also as SASS Marketing Director. He also serves as match director for END of TRAIL, Buffalo Stampede, and Outlaw Trail and is the SASS Convention event organizer.

In the short time from that first match in 1993 to now, Coyote's energy and creativity have had an enduring impact on SASS and Cowboy Action Shooting™.. it has been very fulfilling to Coyote watching SASS grow and seeing the results of his efforts enjoyed by so many. 🤠

\*\*\*\*\*

**Dixie Bell,  
SASS Life  
#5366**



While attending an outdoor hands-on gun show in 1995 Diane and Terry Miller spotted guys in cowboy gear and ladies in Victorian dresses wearing guns. Within minutes they were hooked, and Diane became Dixie Bell and Terry became TL, SASS Life #5365.

Dixie Bell first focused on the fun of costuming, but soon loved shooting with an equal passion. She began sharing her great enthusiasm for the sport by helping at the SASS booth during gun shows and giving classes on all aspects of costuming at numerous END of TRAILS. She started the SASS Friendship Quilt Project, which in three years raised \$5600 for the Happy Trails Children's Foundation.

Dixie Bell has been instrumental in getting SASS to recognize women shooters. Through her lobbying efforts the Lady Duelist category and the Ladies Sweet Sixteen Shoot-off was established at END of TRAIL.

Dixie Bell loves the competitive part of shooting and shoots as often as the weather permits. Her dedication has paid off with numerous ladies shooting titles around the country. She won the Lady Duelist World Championship at END of TRAIL six times ('98, '99, '01, '02, '03, & '06). At Winter Range she also won the National Lady Duelist Championship in 2001 and 2005 and the National Senior Lady Championship in 2007.

Her winnings were also in costume contests, including Best Dressed Lady at the 2007 SASS Convention. Dixie Bell continues to share her expertise in both costuming and shooting by judging costume contests, writing articles, giving speeches at different organizations, developing a woman's holster rig, and teaching at the SASS Convention.

Dixie Bell has had a huge impact on SASS because of her extensive participation in all aspects of Cowboy Action Shooting ... both as a participant and competitor as well as an instructor and advocate. While she is thankful for those who have helped her become a recognized champion, the SASS friendships and memories are the rewards she cherishes the most. 🤠

\*\*\*\*\*

**Dutch,  
SASS Life #455**



Dutch has loved all things Western since the early days of TV when he saw his first B-Western. He grew up with all the B-Western cowboys as his heroes, and he never outgrew them.

For 21 years he worked for various non-profits in Texas, Tennes-

(Continued on next page)

(Continued from previous page)

see, and Arizona. Even though the pay was not great, there was much personal satisfaction in service to others. He resigned from his job in Arizona in 1984 to move to Riverside, CA to be closer to his aging parents. He opened his own bookkeeping and tax service, eventually going to work full-time for his largest client as business manager of a skilled nursing facility. In 1997, he became Executive Director of the Happy Trails Children's Foundation.

He joined SASS when it was incorporated in 1987, and in 1993 was invited to join the Wild Bunch, the Board of Directors of SASS. He became the Director of Entertainment for END of TRAIL and served in that role 'till retiring from the board after the 2004 END of TRAIL. He was primarily responsible for the hugely successful public portion of the event, which included producing a Wild West Show each year.

Dutch is a Charter Member of the Autry National Center in Los Angeles. He was on the Board of Directors of the Roy Rogers and Dale Evans Museum for more than 10 years. He is a long-time member of the National Rifle Association and the California Rifle and Pistol Association. He is a member of the Cajon Cowboys, the Cowboys, and Double R Bar Regulators SASS clubs. He is a member of the Cowboy Fast Draw Association and the Colt Collectors Association.

His extremely successful fund raising efforts for the Happy Trails Children's Foundation and his wildly successful END of TRAIL Wild West Show have exposed more people to our western heritage, SASS, and Cowboy Action Shooting™ than perhaps any other single individual. ♪

\*\*\*\*\*



**Grey Fox,  
SASS Life #223**

The Grey Fox's shooting career began when he was eight years old. He acquired his first single action, an 1863 Remington New Model .44 percussion at age 16. He attended his first END of TRAIL in 1884 and was one of only three who were attired in authentic 1880s costumes (virtually all the clothes he owns!). That same year Grey Fox became a serious Cowboy Action Shooting™ competitor, winning Second Place International Shootist at END of TRAIL and again in 1985 and winning First Place International Shootist at END of TRAIL 1987.

In addition to his shooting prowess, Grey Fox became one of the early Cowboy Action fashion mavens, winning first place Working Cowboy at END of TRAIL 1984 and 1985. He also was a costume contest judge at END of TRAIL 1986.

Grey Fox organized the 1st Cowboy Action Shooting™ Match in Western Canada in May 1986.

When SASS was formed in 1987, Grey Fox became SASS Life #223. He organized the first mounted ride at the 1987 END of TRAIL, and he and his Norwegian Fjord horse, Bron, were featured on the poster for the 1989 END of TRAIL.

In September 1992, he was the Match Organizer for "Headquarters Match," in Victoria, B.C. Canada. Headquarters is the oldest SASS affiliated match in Canada.

He also founded the Western Canadian Frontier Shootist Society in December 1992, the first SASS affiliated Canadian Club. He was a co-organizer of the first Palmers Gulch match in Kamloops, B.C. 1993, the second oldest SASS affiliated match in Canada.

In 1994, Grey Fox was inducted as a Regulator

by SASS. In 1998, he introduced Mounted Shooting in Western Canada, and was Director of Cowboy Action Shooting™ for Victoria Fish & Game Protective Association until August 2004.

He is a SASS RO-I and RO-II, and even was a Waddie at early END of TRAILS.

Grey Fox continues to acquire multiple costume and shooting awards at SASS events. He was Best Dressed Cowboy at the 2007 SASS Canadian Regional, and was Second Place, Frontier Cartridge Duelist, at the 2008 SASS Canadian Regional.

Grey Fox's leadership in Old West costuming through the years and his activities promoting SASS in Canada have helped shape Cowboy Action in both the US and in Canada. He continues to travel extensively to SASS affiliated events in the U.S., British Columbia, and Vancouver Island promoting SASS membership and benefits. ♪

\*\*\*\*\*



**Virgil Earp,  
SASS Life #4299**

Much like our American cousins of the era, Virgil grew up with Roy, Gene, and Hoppy. These influences started a lifelong love for the Old West

and later on, Cowboy Action Shooting™.

In 1993 Virgil drove across Australia for four and a half days to his first Cowboy Action match. His passion aroused, the following year he traveled to END of TRAIL in California to learn more about this relatively new shooting game. Virgil has attended END of TRAIL every year since then, and brought many Australians with him.

In 1995 Virgil was elected as Cowboy Action Shooting™ Australian National Chairman, and he then set about developing a national structure of State Governors.

In 1996 Virgil established Chisholm Trail as the Australian National Championships. With the mentoring of Tex, SASS #4, this event became the SASS Australian Regional Championships in 1999.

With Chisholm Trail now firmly established, in 2000 Virgil was instrumental in setting up a match between Australia and New Zealand known as Duel Downunder. This annual match is held alternatively in Australia and New Zealand and has forged many great Cowboy friendships between the two countries.

Among Virgil's contributions to Cowboy Action Shooting™ over the years are his establishment of a cohesive structure for Cowboy Action Shooting™ in Australia. In a difficult gun control climate his ongoing political activity has assisted in the continuance of Cowboy Action Shooting™ and the home retention of revolvers larger than .38 caliber for Cowboy Action Shooters in Australia.

Virgil currently serves on the SASS RO Committee, and is one of the Range masters at END of TRAIL. He is a SASS Regulator and Territorial Governor, and in 2007 received the SASS Spirit Award for services to Cowboy Action Shooting™ Downunder.

His passion and dedication to Cowboy Action Shooting™ is still as strong today as those many years ago when he traveled all that way to shoot his first Cowboy Action Shooting™ match. ♪



JOIN THE  
**WESTERN  
MUSIC  
ASSOCIATION**

and get YOUR copy of

THE  
**WESTERN  
WAY**

- quarterly publication
- 1-yr subscriptions available
- subscription is free with WMA membership



Contact Marsha Short  
ph 505-563-0673  
www.westernmusic.org



## JOIN SASS AND FULFILL A DREAM

By Montana Kid Hammer, SASS Life #6476

Please permit me to explain. When I was eight-years-old my favorite Aunt came to live with my family and me along Belt Creek on Montana's buffalo grass prairie. I was all but failing in elementary school in them days, and she was both a tutor and inspiration to me. In that time she shared with me how she would love to write a book of her own someday. So, the spirit of that very dream to write a book someday was born in the Montana cowboy part of me in 1964, (The year of Montana's "Territorial" Centennial, for you history buffs.).

Thirty years later, in 1994, I moved with my employer to Fairbanks, Alaska and within a year joined SASS, and with grace I was privileged to help establish the *Golden Heart Shootist Society*, therein. As a part-time contributor

to the local 'societies' newsletter, *The Aurora Territorial*, two main characters, "Ornery and Slim" were born. Given the sheer nature of fun and adventure of the Cowboy Action Shooting™ sport, along with the kind nurturing of folks like, Justice Lily Kate, SASS #1000, Judge Yukon Hatch, SASS #13327, Virginia City Rose, SASS #13328, E.C. Abbott, SASS #23333, and by the goodly example of writers like Swift Montana Smith, SASS #52720, Colonel Dan, SASS #24025, and Madd Mike, SASS #8595, and many more Cowboy Action sportsmen, I was emboldened to stay the course and write.

Now I have my very first novel, *The Old West Adventures of Ornery and Slim - The Partnership* (authorhouse.com, 'bookstore'), and have fulfilled a lifelong dream to author a book, 41 years in the making, all while living out my fantasy-dreams shooting our Cowboy Action sport. Only in *the land of the free and home of the brave* might this grand pair (shooting and yarning) go so hand in hand together. So the next time you see or speak to Judge Roy Bean, SASS #1, US Grant,

SASS #2, Tex, SASS #4, or any of the rest of The Wild Bunch, please be sure to thank them most graciously for inventing our 'game' and for giving SASS members around the world a place to fulfill a dream, or maybe even a lifelong dream, for that matter. Encourage others to join SASS and encourage them to dream their dreams to fruition, too. SASS Well and Dream Large, pardis! montanakidhammer@yahoo.com

## CRANIAL FLATULENCE

I would like to thank Juakin Malone for solving a problem I have had on occasion while attempting to shoot a Cowboy Action Match. The whole article makes perfect sense. I think, however, that I have had more of those (cranial flatulence experiences) shooting blackpowder. The big problem is a new attack, according to a police officer friend of a friend of mine, who insists a new anti-gun attack is being brought up about the pollution effects of smokeless powder and global warming (I wish I wuz kiddin'!!).

Lordy be to Betsy, if that group of anti-gunners reads this here article they will know for sure that smokeless gunpowder causes cranial flatulence, which causes excessive driving of pollutin' cars an' burnin' wood smoke an' other pollutin' stuff, an' they will outlaw all smokeless powder leavin' us victims of all that blackpowder smoke. The cranial flatulence will then be worse an' nobody will ever be able to get through a match with out penalties. I ask *The Cowboy Chronicle* to write somethin' that will correct this so I don't have to go back to loadin' my cap an' ball revolvers. I don't need no more cranial flatulence!!

Eek Parish,  
SASS #41747  
Tucson, AZ  
(Sorry, Eek, you're doomed!)

## ADVERTISING INFORMATION ASK FOR

DONNA • (714) 694-1800  
(EXT. 118)

# Mernickle Holsters

**Butt Plate Cover**  
ERPC1 REF1  
Designed by Evil Roy to ensure the rifle or shotgun stays in place without slipping. \$29.95

### The HOLY TERROR System

Holy Terror and Bob Mernickle took the time to get this rig right. It is specifically designed for the contours of a woman's figure making it comfortable to wear all day yet is extremely fast and competitive while being stylish.



HT1 REF1

### The EVIL ROY System

Best of the Best designed by WFDA World Champion Bob Mernickle and CAS World Champion Evil Roy, this gun leather system combines the best of both sports recognizing it's important to get the gun back in the holster as fast as it came out.

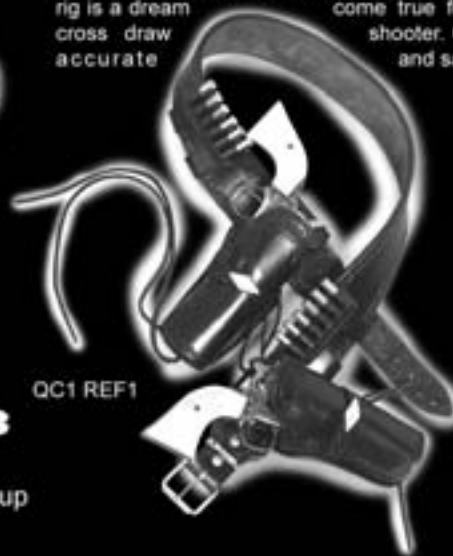


EV1 REF1

www.mernickleholsters.com  
sales@mernickleholsters.com  
Phone: 1-800-497-3166  
International: 1-775-575-3166  
Fax: 1-775-575-3166

### The QUICK CAL System

Designed by one of the fastest guns in the world, Quick Cal has received National and World recognition in cowboy action shooting, World Fast Draw, IPSC, and Cowboy Fast Draw. The rig is a dream come true for the shooter. Quick, accurate and safe.



QC1 REF1



**Bullet Pouches**  
ERBP1 REF1  
QCBP1 REF1

No more spilled shells! with an easy clip on clip off system and a flat snapable lid, this is the perfect accessory to carry those cartridges to and from the tables. \$55.00

**Shotgun Belts**  
Evil Roy Shotgun Belt  
ERSG1 REF1  
\$160.00

The best designed turn of the century dual pouch shotgun belt.

Quick Cal Shotgun Belt  
QCSG1 REF1  
\$160.00

This belt is a combination of both old worlds - leather construction and canvas loops - you choose the pull combination.

## The Ultimate 3

Holy Terror, Evil Roy, Quick Cal  
your choice \$399.95 (as shown) and up  
(guns and ammo not included)



The cowboys'

# Brand of Approval





## CLOSE, BUT NOT PERFECT!

Crane's March 2009 "Sidekicks & Heavies" dates are way off as to when the Lone Ranger and Tonto started. Classic Media in 2008 put the 75th Anniversary Collector's Edition on sale. It has 12 DVDs, trading cards, photos (some autographed), and so forth. It is a great collectable for "Lone Ranger" and "Tonto" fans with over 1900 minutes of the Lone Ranger and Tonto.

The series started on radio in 1933 with Jay Silverheels as Tonto, and I can't remember the actor who played the Lone Ranger. The first Lone Ranger was killed in an auto accident, about 1938, and the head writer played the Lone Ranger until Clayton Moore was hired. After taking the role, Clayton changed his life, as he knew he would be a role model for young kids, and he lived everything the Lone Ranger was. Some actors should try this today.

Jay played in radio, movies, and TV as Tonto. Clayton was the first Lone Ranger to play in movies and on TV, but was the third Lone Ranger.

On September 15, 1949 the Lone

Ranger debuted on ABC TV and ran until September 12, 1957, a total of 78 episodes. Counting radio, TV, and movies, there might be 222 episodes.

Jay was the son of a Mohawk Chief. One day, in Jay's latter years on a talk show when asked what does Tonto stand for, Jay said Tonto means fool or foolish one. When he was asked if it bothered him being called fool all those years, he just laughed and said, "I outlasted three Lone Rangers, and they never found out what 'Kemo Sabe' meant." "Kemo Sabe" really means "Wet Bush" in Navaho!

Also, did Ace of Hearts, SASS #77697 have a bad case of "Cranial Flatulence?" In "The Last Renegade" he stated that Quejo was born in the 1880's, but later states that in 1910 Quejo was 17. If he was 17 in 1910, he should have been born in 1893. Ace also stated that the grandparents of Senator Harry Reid saw Quejo carrying an 1892 Winchester in .30-30 caliber. An 1892 in .30-30? Not hardly. Excellent article, otherwise.

Dirty Sock Jim,  
SASS Life #18529  
Paradise, CA

## CONVENTION VENUES

By Ben Cartwright,  
SASS #84097

I read Cree Vicar Dave's letter in the recent Cowboy Chronicle with interest. I am a relatively new member of SASS, and this was my first newspaper and was actually trying to find out where the Conventions were held.

I agree it would be nice to have them held around the country, but I also agree with the people at SASS ... the problem of attendance could be a big one, at least here in the Northeast. We have a sportsman's club that used to have a SASS outfit, but when I contacted them they said they no longer did because they couldn't generate enough interest in Cowboy Action Shooting™. Due to the gun laws in Massachusetts, the number of licensed gun owners are down about 80%!

I recently went to Las Vegas for my very first time on business. I don't gamble but stayed on the strip, partly out of convenience and partly to see what it was like. I was

there a week, and found more to do without gambling ... I couldn't even begin to do it all!

I spent an entire morning at Red Rock Canyon and spent plenty of time sampling restaurants. There are shows, the Hoover Dam, a Train Museum, the Grand Canyon, and much more. Also my time tied up with work probably mimicked the time you would be tied up with a convention ... there really isn't much extra time to enjoy the other things to do around Vegas.

A big plus to Vegas is they specialize in conventions and trade shows. The transportation there is extremely easy and lodging is plentiful, unlike some other parts of the country.

Yes flying with the security regulations can be a pain, but living here in Massachusetts where when you want a gun license you have to do everything but bend over and cough, it could be a lot worse!

VISIT THE SASS WEB SITE  
AT  
[WWW.SASSNET.COM](http://WWW.SASSNET.COM)

# BOB MUNDEN'S SIX-GUN MAGIC

COWBOY ACTION'S FIRST GUNSMITH - CUSTOMIZING SINGLE-ACTION REVOLVERS FOR 50 YEARS

**Bob Munden**  
The Fastest Gun Who Ever Lived

"The single action revolver was never built to work as hard, as fast or as often as we use them in competition today, but I make single actions extremely reliable and long lasting. I do all the gun work myself. I work on Colt Army, Colt Cowboy, Ruger Vaqueros, Hartford, Uberti, Cimarron, U.S. Firearm, Great Western and other models." - Bob Munden

**DVD Now Available!**

**BOB MUNDEN — THE COLLECTOR'S EDITION**

Bob Munden's exhibition shooting skills have been featured on many TV shows including Shooting USA, American Shooter and Ripley's Believe It Or Not. Order this **double-feature DVD** and get a full **2 hours & 20 minutes** of exciting shooting with:

*The Fastest Gun Who Ever Lived AND All My Heroes Wore Six-Guns*

**PLUS** an all-new 18-minute, special bonus feature: Home Movie Highlights (with commentary) of Bob using a single-action revolver in the Bianchi Cup. Wild!

**Bob Munden - The Collector's Edition DVD** with personalized autograph if requested.  
Price: **\$24.95** + \$4.60 P & S. Visit [www.bobmunden.com](http://www.bobmunden.com) or call to order!

**SIX-GUN MAGIC OPTION #1**

**Action & Trigger Job - \$185\***

Option # 1 for Rugers, Colts, Italian Colt copies and other single-action models in center-fire calibers, and some .22s, will prolong the life of your gun and instantly allow you to shoot it better.

**Extras:** Hone Forcing Cone - \$45. Sight-In (with barrel vise): \$60.

*Note:* Additional charge for custom action & trigger job on the Colt Cowboy: \$75.

Average turn-around time: 5-10 days

**SIX-GUN MAGIC OPTION #2**

The **Bob Munden Premier Action**™ is for shooters who demand top-of-the-line performance at all times, from paper punching to Cowboy competitions to Fast Draw. This is the toughest action money can buy - and an absolute requirement if you want your gun to be able to withstand the extreme stresses of Fast Draw.

Bob Munden will customize your Colt or Ruger Vaquero with his Premier Action - or sell you one that is already ready to go. Call for prices.\*

**BOB MUNDEN'S COIL MAIN SPRING CONVERSION sm**

Send in your Colt or copy for Bob Munden's custom, virtually unbreakable, coil main-spring system. This is not a drop-in kit. This system must be installed.

Call for price on your gun.\*

**CUSTOM RIFLE & SHOTGUN WORK**

On Marlin Rifles & Stoeger/IGA shotguns, Bob does fine action & trigger work, plus hones the chambers for quick re-loading. Marlin Rifles: \$230. Stoeger/IGA Shotguns: \$185.\*

**MUNDEN ENTERPRISES, INC.**

1621 Sampson St. • Butte, MT 59701  
(406) 494-2833 • Fax (406) 494-6810  
[www.bobmunden.com](http://www.bobmunden.com) • FFL#: 9-81-093-01-0K-20094

**\*FREE RETURN SHIPPING & INSURANCE ON GUN WORK!**



### TEX'S ARTICLE ON THE CONVENTION

I really enjoyed Tex's article on the 2008 SASS Convention. I have seen people complain on the Wire about the food, or the cost, but I can tell you I had a great time, and I thought Tex covered it really well in his article. The room was great, the food was fine, and the Convention itself was outstanding.

Like Tex, I attended mostly the historical presentations. I plan to attend this year and hope you don't move it away from Las Vegas, as this is drivable for me in Southern California. Only complaint I had is this was the second year in a row you got the name on my badge wrong! Hope this year will be better.

You guys do a great job, and I hope the membership appreciates all the work you put into the organization.

Barbwire Bill, SASS #661  
Burbank, CA

### INEXPENSIVE PRACTICE ROUNDS

We all reload our favorite "buwits" and can make inexpensive practice rounds by squirting silicone sealer into the primer pocket of an empty case. Allow the silicone to completely dry and seat a bullet. A slight dome on the silicone will ensure a good cushion for the firing pin. I used hi-temp silicone since it's red for quick/easy identification. You can make these for pennies in comparison to the \$2 each at the gun shop.

Flathead Charlie,  
SASS #78334  
Acworth, GA

**ADVERTISING INFORMATION ASK FOR**

**DONNA • (714) 694-1800**  
(EXT. 118)

## EXPERIENCE THE "EVIL ROY" TARGET!



- REVOLUTIONARY STAND FOLDS UP TO LESS THAN 3 FEET LONG
- CERTIFIED AR500 ARMOR STEEL FOR MAXIMUM SAFETY AND DURABILITY
- ANGLED TARGET FACE WITH NO EXPOSED BOLTS OR CLAMPS
- YOU CAN MOUNT TARGET HEADS AT 2 DIFFERENT HEIGHTS
- CHOOSE FROM MORE THAN 12 HEAD SHAPES & SIZES
- NO TOOLS REQUIRED

SASS CORPORATE SPONSOR

"I use this design from Action Target for my own practice sessions because it gives me a perfect training tool to prepare myself for matches throughout the year. I also use these targets in all my shooting schools because they are easy to transport, they are safe, and they last."

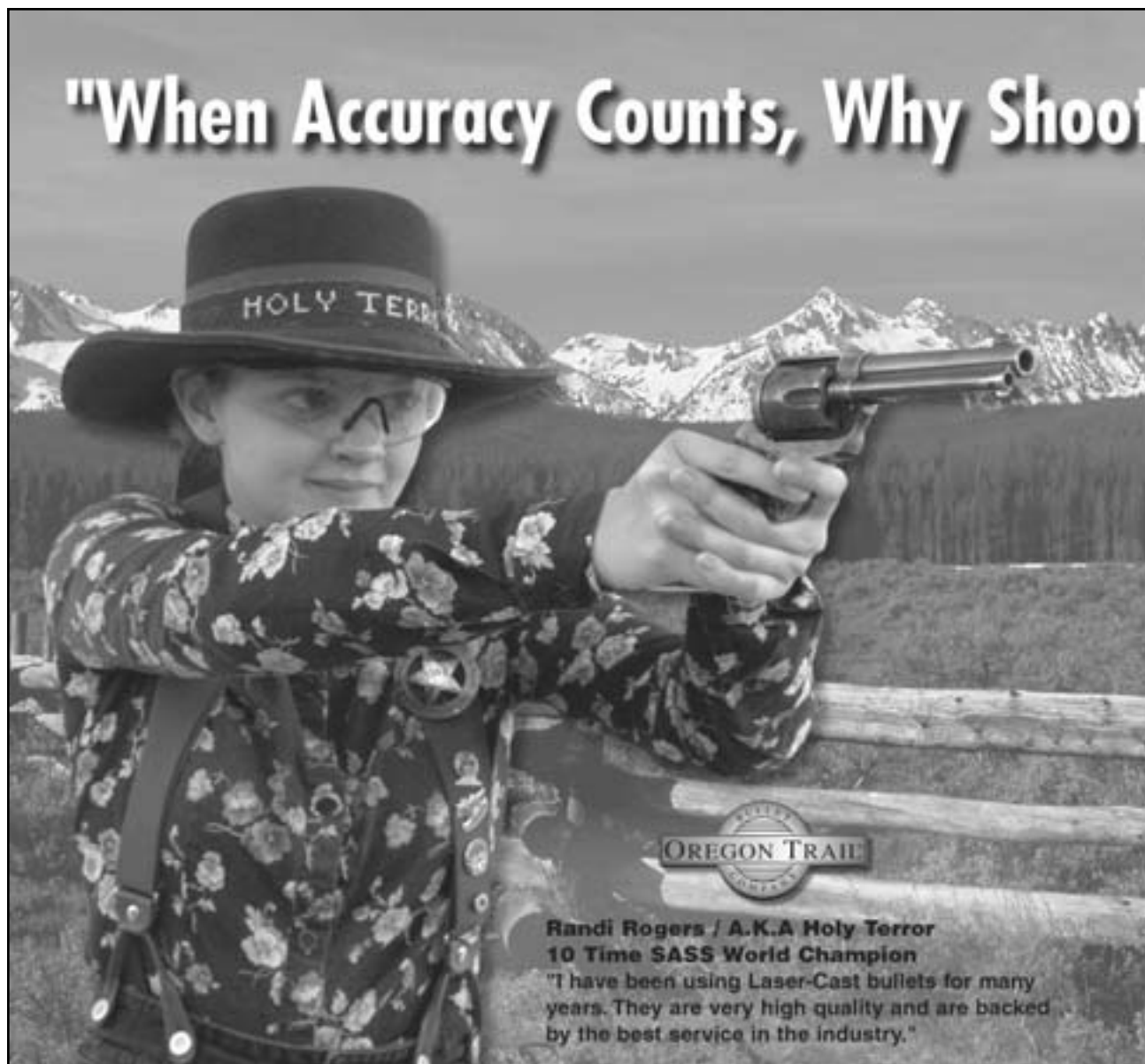


Evil Roy

**\$ 115** 5", 8", 10" OR 12" CIRCLE TARGET HEADS  
**\$ 195** 18" COWBOY ACTION SHAPES

**ACTION TARGET.**  
888-377-8033  
WWW.ACTIONTARGET.COM

# "When Accuracy Counts, Why Shoot Anything Else?"




### Shoot The Real Silver Bullet®


Exclusive Silver Alloy is 35% harder than most standard cast bullets. Superior Performance at higher velocities.  
Extreme Accuracy!

**800-811-0548**

View the entire line of Laser-Cast® & True Shot® at [www.laser-cast.com](http://www.laser-cast.com)



Laser-Cast®, True Shot®, and "Shoot The Real Silver Bullet" are registered trademarks of Oregon Trail® Bullet Company. © 2009 by Oregon Trail® Bullet Company. All rights reserved.



**Randi Rogers / A.K.A Holy Terror**  
10 Time SASS World Champion  
"I have been using Laser-Cast bullets for many years. They are very high quality and are backed by the best service in the industry."

# The New Long Hunter Shooting System by Kirkpatrick Leather Co.

## What does it take to make a truly great CAS gun rig?

The knowledge learned from almost 60 years in the leather business along with the experience of competitive shooters. Working with some of the top shooters in the country we have created some great Cowboy action rigs. We asked shooters to help us create better holsters and they were more than happy to oblige. Calling a rig a competition rig and asking people to use it is not what we are about. Our Cowboy Action gunbelts are the results of trial and error and a collaboration between quality maker and experienced shooter. *The new LH-09 is our newest holster resulting from such a great partnership.*

**Features developed after years of practice and study of the game.  
Long Hunter Rigs are designed by shooters for shooters.**

**New!** Exclusive slotted screw variable retention.

Wide skirt paddles distribute weight for added comfort.

Angled away from body for unobstructed draw.

Kydex lined for durability & shape.

Belt channel prevents holster movement.

Flared out holster top.



Available in over 10 different configurations.

Exposed trigger guard and rear sight for off hand draw.

2 inch drop & slight muzzle forward cant.

Heavy duty fully lined 2 3/4" belt.

Adjustable bullet slide w/shell stop.

Full welt construction double stitched stress points.

**\$440.00**

Jim Finch, a.k.a. Long Hunter, has been at the top of Cowboy Action shooting for the last 7 years. He has won both National and World titles as well as numerous regional matches. As a top shooter and Cowboy Action instructor, Jim has sent many thousands of rounds down range. His experience throughout his shooting and training career has provided him with an understanding of what works and what doesn't.



Always looking to improve his skills and equipment, Long Hunter came to us with a new holster idea. Instead of just making a one size fits all rig why not offer a choice that will cater to a shooters individual style but still retain all of the features needed for a gun belt to be functional in the world of competitive shooting. With this in mind we created the new 2009 Long Hunter shooting system.

We introduced the Long Hunter gun rig in 2004. Comfortable, functional and very competitive, it has served many shooters well for the last 5 years. Since then we have made a few changes to improve the original design. The new 2009 version has a metal insert in the skirt to keep the pistol comfortably away from the body. This feature provides a draw unobstructed by the shotgun belt and presents the gun for a full shooting grip. Another feature is the retention screw and holster body lining. The tension screw allows modification of drag the holster has on the revolver and the lining insures the holster shape for years of use.

The Long Hunter rig is now available in 6 different configurations for both men and women. You can order the original Long Hunter or you can get a rig in a strongside with crossdraw, a double crossdraw (worn in reverse for muzzle forward cant), a B-Western model with more drop, a muzzle forward with crossdraw and even a 1911 rig for Wild Bunch competitions. All holsters are designed for the Long Hunter rig and will work on the original belt. Also, the new womens belt with contour for hips and adjustable length will interchange with any of the new holsters. Below are examples of the options available to fit your shooting style.

## Choose your Long Hunter pieces and create your own custom rig.

Step 1. Choose your gun belt. Step 2. Choose your primary holster. Step 3. Choose your secondary holster. Step 4. Go shoot!



**Kirkpatrick Leather Co.**

1910 San Bernardo  
Laredo, TX 78041

**Contact us:**

Phone (956) 723-6631

Website: [www.kirkpatrickleather.com](http://www.kirkpatrickleather.com)



Lori Dani Dixie, SASS Life #1695  
Photo by Major Photography

# KID'S KORRAL

## What Dolls Did Old West Children Play With?

By Lori Dani Dixie, SASS Life #1695

words. If you can't deal with the nomenclature feel free to cross out "dolls" and write what you can live with throughout the article). Even stuffed animals come with moving parts or sound-making push-spots. Our point in modern history provides age appropriate, swallow safe, mechanized, educational (or cross-promoting), mass-marketed dolls. The idea that toys like this were once unavailable is unthinkable for most kids. Even their grandparents had mass-produced dolls they could play with on a daily basis. If a kid has ever been to Cracker Barrel® they have seen the elaborate porcelain replica dolls that are NOT to be played with. For a kid to think those dolls could be prized possessions *for children* is beyond considering.

### THE ESSENTIAL QUESTION – What dolls did kids play with in the West?

While this question might not haunt a kid, it will definitely pique their interest. What could be used to create a doll that would be unbreakable and safe to play rough with? What would it be like to have dolls they couldn't play rough with? What resources would be available to make toys before plastics? How can something without hair or armor be interesting to play with?

### THE LESSON – Corn Husk Dolls

Kids are often surprised to see vegetable leaves turn into a recognizable shape. To have a doll they are allowed to color and glue activates imaginations. It is also excel-

lent practice in fine motor coordination to make a corn-husk doll that provides a lesson in patience modern children don't often get.

You can get corn husks at any chain grocery. Look in Hispanic foods aisles, they are used for tamales. They need to be soaked in water for several hours to be pliable. We usually put them in during the morning for an afternoon class. Here's how we teach it:

Count out 10 or 12 whole leaves – looking for one big one, one thick one, and one "pretty" one (sometimes you'll find leaves with natural color, or wavy veins – boy dolls need two "pretty" ones).

Rip the thick leaf into strips about the width of your finger  
(Continued on next page)

### BACKGROUND KNOWLEDGE – action figures and Barbie®

Even my four year old has action figures from a Happy Meal®. Who doesn't regret cutting their Barbie's hair? Today's kids see and have dolls with moveable limbs, flowing hair, or snap-on body armor (and yes – I'm including action figures as dolls for the sake of typing fewer



Large Inventory!

## Western & Wildlife Wonders

Custom Pistol Grips and More by Teepee Creeper, SASS #34829

Gift Certificates Available



Teepee's Revenge! 6 Degree Cant Lawman Holster/ 2.5", No Cartridge Loops Roller Buckle Lawman Belt Combination, \$93.00, 2 holsters/belt comb., \$140.00. Meets Cowboy Fast Draw regulations. Holster only, \$55.00, belt only \$45.00. Slim Jim Holster/Lawman Belt Comb. Same as above. Belt Pouch, \$20.00, Cartridge Slides, \$30.00, 20 Round Staging Strips, \$20.00, black or brown.



One skirted holster or the Western Holster, Trail or Ranger cartridge belt, \$110.00, Slim Jim \$105.00. Two double skirted holsters or Western holsters combination of your choice with either 2.75 Trail or Ranger cartridge belt, \$168.00, Slim Jim \$158.00. 3" Money Belt & John Wayne 2.5" money belt, \$22.00 extra.

Heavy vegetable tanned shotgun cartridge belt with speed strips, 18 shotgun singles (or 12 doubles) & 10 cartridge loops, \$80.00. Also shotgun belt slides with speed strips, \$30.00. Down Under Slide, (cartridge & shotgun) \$35.00.



Over 70 custom grip molds for Single Action percussion & cartridge revolvers. Smooth & checkered \$40.00 a pair, \$45.00 stag style, brass inlayed snake on one side panel, \$75.00 & solid silver inlayed, \$120.00 one panel. "3:10 To Yuma", Brass crucifix, one side, \$70.00, silver, \$115.00. Both sides available



Huckleberry Rig, right or left hand, \$100.00. Double Huckleberry Rig, \$180.00. Colors, brown or black. Tooled or Untooled Derringer Holsters, \$48.00 & \$60.00.



The buckle worn by our western icon in countless western classics, cast in USA, polished in solid gold bronze or silver bronze. \$30.00. Belt/Buckle Combination, \$55.00.



Black Buffalo Horn Bowie Knife, sheath 9.5" carbon steel blade, \$67.00. Brown, 10" blade, sheath, \$53.00. Boot Knife/Arkansas Tooth Pick, 7.5" blade, sheath, \$35.00



True Grit unlined mustard w/brown suede trim coat, at home on the range or the dance floor, \$57.00. Size 40-54. Suspender Pants \$29.00, Gus Shirts \$27.00, Vests & Frocks.

Badges, from \$14.50, Watches \$20.00, Fobs \$8.00, Watch Fob Straps \$4.50



Call for a free catalog. 509-782-3018 Calls & Phone Orders Welcome.

E-Mail: [info@westernandwildlifewonders.com](mailto:info@westernandwildlifewonders.com)

Website: [www.westernandwildlifewonders.com](http://www.westernandwildlifewonders.com)

100% Satisfaction Guaranteed

**El Paso Speed Rig**

Every quick shooting advantage has been included in this top of the line rig. The smooth design and attention to detail give the Speed Rig a great look, but quickness is what makes it a winner.

- Leather lined holsters
- Cut low in front for extremely fast draw.
- Holsters are blocked with specially designed pistols that angle the top lip of the holster, making reholstering the easiest it's ever been.
- 2 1/2" wide tapered belt features 24 loops standard
- Full Speed Rig Shell Stamping Standard
- Crossdraw Available

<b>2 Holsters and Belt</b>	<b>\$395</b>
<b>Holster Only</b>	<b>\$150</b>
<b>Belt only</b>	<b>\$125</b>

**www.epsaddlery.com**  
2025 E. Yandell, El Paso, Texas 79903, Telephone Orders: (915) 544-2233

(Continued from previous page)  
(1/4"). These will be used to tie the doll together. If they are not wet enough or if the veins are not thick enough, they will break.

Lay out the biggest leaf on your workspace (table, lap, ground ...). This is your doll's "head wrapper"—it will be the face.

Lay out four or so leaves inside one another—matching the skinny ends. You're making layers oriented the same direction; the "pretty" one should be on the bottom. Then, you roll them up together (pretty one on the outside), rolling across. They'll want to curl up that way anyway. This is the "skirt." If you're making a boy doll, you make two "skirts", of two or three leaves each for pant legs.

Lay the "skirt" inside the "head wrapper" with the point of the skirt smack in the middle of the leaf. The "wrapper" will be "pointing" the same direction as the "skirt." Take another leaf and fold it up into a square. This is the stuffing for the head. It easier for little hands to do it bigger, but if it's too big, you won't be able to wrap your "wrapper" around it; play around and get a feel for it. Lay the stuffing right on top of the skirt point.

**HAND SKILLS**

Fold the "head wrapper" over the top of the stuffing and skirt point, and then fold the sides into the middle to overlap (like the end of a burrito). The hard part here is keeping the stuffing folded and the skirt from sliding out while you hold the wrapper folded and pinch the whole thing shut just below the head stuffing. This is where youthful dexterity gets challenged. You're making the "neck" of the doll. You'll need to tie one of those husk strips around where you are pinching. Tight enough to keep everything together, but not so tight you break the strip. Like leather, corn husk will stretch GENTLY while wet and tighten up when dry.

Lay the remaining four leaves on top of each other in alternating orientation with the skinny ends overlapping—you're trying to create length for the arms. They should overlap in the center about half-way. Roll the whole thing up from one side to the other, following the curl of the leaves. Hold it on your "body" over the "neck" knot on the back with your thumb.

Tie on the arms by creating an "X" with two ties across the "chest." So the tie will go over one "shoulder"

and then under the arm on the opposite side to tie in the back. Make sure you get both on or the "arms" will list.

Decorate. You have to wait for it to dry to use glue (or historically inaccurate, but expedient markers). Options: beans for eyes, corn silk for hair, sew clothes for it, color on a face, tie off the ends of the arms to create "hands", fold the arms as it dries to pose it. You'll need to use scissors to trim ties and arms (or legs). A pipe cleaner in the arms helps with posing, but it can't be changed while dry. If they don't like it when it dries, just soak the whole thing and make it over! (The glue will come off.)

**INDEPENDENT PRACTICE - make one (or ten)**

These really are NOT difficult to make. Even my father, Rebel, SASS #549, has been known to make one. I would suggest you try it on your own before demonstrating it just because everyone's a better teacher when they understand the material. It's a fun summer project with your family, or a great craft activity with a class. Talk with your teachers about how it fits into the social studies or art curriculum. This activity is an old standby for Kid's Korral because it's cost-effective and engaging. Once one kid sees it, they all want to do it, and the husks can be re-soaked many times.

**Cowboy Screwdrivers™**  
By: Lefty Dude - SASS #51223

These unique screwdrivers fit in the shell loops of the shooters gun belt, so are always with the shooter and handy for immediate use. The hardened 1/4" bit fits 90% of all screws for cowboy guns. It is also helpful in the extraction of jammed cartridges in lever rifles.

The .45-70 Government screwdriver has a magnetic tip and a replaceable bit.\*  
\* Available exclusively at UniqueTek.com

- For .32/.38 Loops = \$5.95
- For .44/.45 Loops = \$5.95
- .45-70 Government = \$15.95

It's not just unique, it's UniqueTek!

**UniqueTek.com**  
UNIQUE TEK COWBOY  
Products for Shooting, Reloading & Competitive Marksmen

**UniqueTek, Inc.**  
Gilbert, AZ  
Phone: 480-216-2041 / Fax: 480-807-5330  
Web Sales: www.uniquetek.com  
Visit our web site and see all our unique products!

**VISIT THE SASS WEB SITE AT WWW.SASSNET.COM**



# HARVEY HOUSE HULLABALOO

## The Other Bullet – Re-enactors Review

*By M. Lou Findley, Life #25192*

The Harvey House Hullabaloo is coming to Barstow, California June 5th through 7th, 2009. You are invited! Harvey House Casa Del Desierto closed in 1959, was refurbished in 1999, and is now operating as two museums and city offices. This Harvey House Hullabaloo event is an Old West re-enactment extravaganza and the first of its kind that hopes to become a traditional event for all Old West lovers.

The Hullabaloo, honoring the great history surrounding the Harvey House in Barstow, is projected to be one of the biggest outdoor western genre events ever in the greater Barstow area. Re-enactment skit competition will occur and at least 17 Living History Encampments will attend. Wicked Red from Code of the West



*Harvey House Girls — Young women, 18 to 30 years of age, of good character, attractive, and intelligent.*

will open her Victorian Tea Tent, and Ladies of the West will be doing a Living History Fashion

Show. There will be many, many vendors and a set-up 19th century Old West town where all these activities will occur.

Entertainment will include Civil War encampments, cowboy encampments, Buffalo Soldiers, mountain men encampments, a Native American village, prospector camps, chuck wagon settings, sutlers and sporting tents, a Minstrel Show, a Buffalo Bill Show, and also demonstrations in butter churning, clothes washing, and other activities usually found in a quick-rising western town. Western artists of all types, including leather craftsman Rufus T., will be displaying wares for sale and other items sought by the re-enactment community. Booths will also include Michael Jordon of Hollywood Breakaways, the National

Rifle Association (NRA), Single Action Shooting Society (SASS), The Reenactment Guild of America (RGA), True West Magazine, and The Cowboy Gazette.

You can come heeled, but all guns will be safety checked daily at the entry gate and all guns will be removed daily at 6:00 p.m. NO LIVE AMMUNITION ALLOWED ANYWHERE. Topping this off will be an opportunity for the public to try their hand at shoot'n the 'ole west style. Cowboy six shooters will be available for loan, and experienced cowboys will provide support for safe shooting at the Monty Laird Memorial Fast Draw Contest, which will allow all attendees the opportunity to shoot. Prizes and bragging rights are in the offering.

Molly B Dam of the Reenact-  
*(Continued on next page)*

# TEN-X AMMUNITION

## SHOOT THE AMMUNITION SASS CHAMPIONS USE!



**PHANTOM**



**SWEETWATER**



**LEAD DISPENCER**



**HALF-A-HAND HENRI**



**LONG SWEDE**

25-20	38 Long Colt	44-40	45-70 Single Shot	577-450 Martini-Henry BPC	Triple Se7er® BPC Blanks
25-35	38 Special	44 Colt	45-75 Win	577 Snider BPC	38 Special Pistol Blanks
30-30	38 S&W	44 Mag	45-90 Lever	12 Gauge, 2-3/4" BPC	38/357 Rifle Blanks
32 H&R Mag	38-40	44 Russian	45-90 Single Shot	 <b>Save MONEY with our Reloading Service</b>	44 Mag Pistol Blanks
32 S&W	38-55	44 Special	45-110 Sharps		44-40 Pistol Blanks
32 S&W Long	38-56	Cowboy 45 Spl BPC	45-120 Sharps		45 Colt Pistol Blanks
32-20	40-60 Win	45 Colt	50-70		5-in-1 Rifle Blanks
32-40	40-65 Win Lever	45 Schofield	50-90	38/357 Wax Rifle Shells	45-70 Blanks
357 Mag	40-82	45-60 Win	50-95 Win	5-in-1 Wax Rifle Shells	56-50 Spencer Blanks
38 Short Colt	41 Long Colt	45-70 Lever	56-50 Spencer	12 ga Wax Shotshells	577 Blanks

Most cartridges available with Hodgdon's Triple Se7er® black powder substitute (BPC). Custom loading available

8722 Lanyard Ct, Rancho Cucamonga, California 91730  
(909) 605-1617 • (909) 605-2844 Fax • [www.TenXAmmo.com](http://www.TenXAmmo.com)



**These gunfighters from Julian, CA will participate in the reenactment competition at the Harvey House Hullabaloo.**

(Continued from previous page)

ment Guild of America's (RGA) California Chapter will be hosting a large area dedicated to the rich history of the Barstow area during the 19th Century. On Saturday there will be reenactment competition contests, governed by RGA guidelines, with many re-enactment groups competing for cash prizes. Sunday will start with morning cowboy church followed later by western genre attire (costume) contests in the five most favorite categories: Working Cowboy, Soiled Dove/Madam, Townspersons, Gunfighter/Lawman, and Specialty (anything not previously covered). Children are encouraged to compete if enough register.

The Harvey House Girls Society from the Perris, California Train Museum will have a tent set up as the actual Harvey House Restaurant with table settings, and Harvey Girls will tell stories of how they helped to tame the Wild West. In 1883, unhappy with the conduct of his rowdy male service staff that often picked fights with the customers and arrived at work drunk or not at all, Fred Harvey implemented a policy of hiring only female waitresses. He sought out single, well-mannered, and educated ladies, and placed ads in newspapers throughout the East Coast and Midwest for "Young women, 18 to 30 years of age, of good character, attractive, and intelligent." The girls were paid \$17.50 a month plus room, board, and tips to start, a generous income by the standards of the time. Hence, Harvey Girls came to be.

The origin of the Fred Harvey Company can be traced to the 1875 opening of two railroad eating houses located in Wallace, Kansas and Hugo, Colorado on the Kansas Pacific Railway by Fred Harvey. Before Fred Harvey, an early rail

passenger's only option for meal service while traveling was one of the roadhouses often located near the railroad's water stops for the steam engines. The food typically consisted of nothing more than rancid meat, cold beans, and week-old coffee. Many Americans dreaded taking train trips westward because of these conditions. The Civil War ruined the Fred Harvey's restaurant business, so he looked for a place that was less conflicted and went to work for the railroads. Two original cafés were opened by Fred Harvey, then a freight agent for the Chicago, Burlington, and Quincy Railroad. The Atchison, Topeka, and Santa Fe Railway later contracted with Harvey for several eating-houses on an experimental basis. This led to the creation of the first restaurant chain ever.

Harvey opened his first depot restaurant in Topeka, Kansas in January 1876. Railroad officials and passengers alike were impressed with Fred Harvey's strict standards for high quality food and first class service. As a result, the Santa Fe gave Harvey a "blank check" to set up a series of eating-houses along almost the entire route. At some busy locations, these eating-houses became hotels, many of which survive today. By the late 1880's, there was a Fred Harvey dining facility located every 100 miles along the Santa Fe line.

Heaping portions were served, providing a good value for the traveling public. For instance, pies were cut into fourths, rather than sixths, which was the industry standard at the time. Harvey Houses served their meals on fine China and Irish linens. It has been suggested the Harvey Houses originated the "blue-plate special," a daily low-priced complete meal served on a blue-patterned china plate. An 1892 Harvey menu mentions them some thirty years before the term became widespread.

The Harvey Girls were subjected to a strict 10:00 p.m. curfew, administered by a senior Harvey Girl who assumed the role and responsibilities of housemother. The official starched black and white uniform, designed to not show off the girl's curves, consisted of a skirt that hung no more than eight inches off the floor, "Elsie" collars, opaque black stockings, and black shoes. The hair was in a net and tied with a regulation white ribbon. Makeup and chewing gum were absolutely prohibited. "Harvey Girls" were required to sign a one-year employment contract, and forfeited half their base pay if they did not complete the term of service.



**Harvey House Casa Del Desierto closed in 1959, was refurbished in 1999, and is now operating as two museums and city offices.**



Marriage was the most common reason for a girl to leave.

The legend has grown that these female employees at the Harvey Houses "civilized the American Southwest." This legend found its expression in *The Harvey Girls*, a 1942 novel by Samuel Hopkins Adams, and, more notably, the 1946 MGM musical, which was inspired by it. The film starred Judy Garland, was directed by George Sidney, and introduced the Johnny Mercer song "On the Atchison, Topeka, and the Santa Fe."

By golly, this is really turning into quite an extravaganza in Barstow, but where and what is Barstow? Barstow was settled in the late 1840s, with roots in the rich mining history of the Mojave Desert. Because miners came to Calico and Daggett following the discovery of silver in the 1860's, railroads were constructed to trans-

port goods and people through the area. The Southern Pacific built a line from Mojave, California directly east through Barstow to Needles in 1883. In 1884, ownership of the line from Needles to Mojave was transferred to the Santa Fe Railroad. Barstow gets its name from railroad magnate William Barstow Strong, who owned the Santa Fe. It is also famous for its Route 66 connections.

For more information on the upcoming Harvey House Hullabaloo, see their web site at:

<http://www.harveyhousehullabaloo.com>

The event will be at the Atchison Topeka & Santa Fe Train Museum, North First Avenue and Riverside Drive, Barstow, California, 92311.

(If you are involved in an Old West re-enactment group and would like to share information with SASS members, please contact M. Lou Findley at [lou@mloufindley.com](mailto:lou@mloufindley.com).)

**We Round 'em Up and Pen 'em In...**

...so you can enjoy a wide range of stories and features about western culture from around the world.

INTERNATIONAL MAGAZINE OF COWGIRLS

**I.M. COWGIRL**

THE LIFE OF THE WESTERN WOMAN

**Honest, hard-working, realistic, brave, inspirational...**

...these are characteristics of the cowgirl lifestyle admired all over the world. From historic challenges of society's conventions to modern struggles keeping a family strong in adversity, you'll find adventure in these pages. Plus much more! Regular features include trail riding tips, recipes, music and poetry reviews, animal care facts, current adventures to explore, comedy, poetry and more. Articles about history, western style, rodeo, music, western business, training and plain, all-around fun fill our pages.

Subscribe online at: [www.imcowgirl.com](http://www.imcowgirl.com)

**VISIT THE SASS WEB SITE AT [WWW.SASSNET.COM](http://WWW.SASSNET.COM)**



Whooper Crane, SASS #52745

**Sometimes it takes a real cowboy to play a reel cowboy!**

Louis Burton Lindley, Jr. seems like a mighty sissified handle for a boy growing up on a ranch outside Fresno, but that's the name this month's Heavies hero was stuck with until he defied his Pa's wishes and joined the rodeo ... at the tender age of 14.

When he joined, his boss told him there wasn't much money in rodeoing; in fact, there'd be *slim pickin's* in prize money for a green-horn. "Then, that'll be my name,"

# SIDEKICKS & HEAVIES


*Honoring the Saddle Buddies and the Bad Guys who helped make Saturday Matinees so Goldurned FUN!*

By Whooper Crane, SASS # 52745

said the youngster ... and that's the name he made famous not only as a bronc rider and renowned rodeo clown, but also later as one of Hollywood's most recognized character actors.

Slim spent 20 years on the rodeo circuit ... breaking nearly every bone in his body in the process. About this time he recognized rodeoing might not be such a hot career path after all and, when some friends told him he'd make a good movie cowboy, Slim jumped at the chance.

His first flick wasn't the usual B-Picture in which most cowboy actors debut. It was *Rocky Mountain*, starring Errol Flynn (in *his last western* it turned out) that hit the silver screen in 1950.



Slim Pickens

Slim played a Confederate soldier and, with his now-so-familiar nasal twang delivery, seemed to fit his role to a "T." It was his first of over 80 films, in most of which he played cowboys or "cowboy types."

His horse skills (not only in the saddle, but also seated in the driver's chair of a stagecoach, covered wagon, freighter, or buck-board) made him a popular choice for many top directors. He often said he got picked because he was the only actor who could actually drive a 6-horse hitch.

We picked Slim as this month's Heavy because of the many outlaw roles he played through the years, even though he played one of the white-hatted  
*(Continued on next page)*



**WEST COAST - JUNE EVENTS**

- White Elephant**, 1730 N.Division St. Spokane,WA 99207  
509.924.3006 (6/6/2009)
- Hooked on Toys**, 1444 N. Wenatchee Ave. Wenatchee,WA 98801  
509.663.0740 (6/12/2009 - 6/13/2009)
- Bob's Merchandise**, 1111 Hudson St. Longview,WA. 98632  
360.425.3870 (6/15/2009 - 6/16/2009)
- Keith's Sporting Goods**, Portland,OR (6/19/2009 - 6/21/2009)
- The Outdoorsman**, 203 E. Idaho Ave. Ontario,OR. 97914  
541.889.3135 (6/26/2009)
- Ranch & Home**, 845 N. Columbia Center Blvd. Kennewick,WA 99336  
509.737.1996 (6/27/2009 - 6/28/2009)

**EAST COAST - JUNE EVENTS**

- Dakota Mart**, 120 West Sioux Ave # 1158 / Pierre, SD 57501  
(6/5/2009 - 6/6/2009)
- Dakota Archery**, 2305 East Hwy. 50 / Yankton, SD 57078 / 605-665-8340  
(6/12/2009 - 6/14/2009)
- The General Store**, 204 Central Avenue / Osakis, MN 56360  
(6/20/2009 - 6/20/2009)
- Bemidji Game Fair and Pet Expo**, Beltrami Fair grounds 7223 Fairgrounds Rd NW, Bemidji, MN 56601-9114 (6/21/2009)

Don and Jan Schaeffer have traveled all around the US with a state of the art promotional vehicle. Their work has included showcasing/sales for a major ammunition manufacturer as well as promoting sales in handguns, long guns and optics. They bring with them many years of experience in sales and marketing performance along with a passion to provide friendly customer service to outdoor enthusiasts.



To schedule your event please contact Don or Jan Schaeffer at **702 528-6771** or you can e-mail us [dj@elitesportsexpress.com](mailto:dj@elitesportsexpress.com)



(Continued from previous page)  
good guys just as often.

You probably remember Slim from some of these great oaters:

*Santa Fe Passage*, with John Payne; *The Outcast*, with John Derek; *Shadows of Tombstone*, with Rex Allen; *Gunsight Ridge*, with Joel McCrea; *One-Eyed Jacks*, with Marlon Brando; *The Tall Man*, with Barry Sullivan; *Major Dundee* and *Will Penny*, with Charlton Heston; *The Ballad of Cable Hogue*, with Jason Robards; *The Cowboys*, with The Duke; and *Tom Horn* and *Getaway* with Steve McQueen.

Probably his most quoted cowboy role was that of Hedley Lamar's notorious foreman, Taggart, in Mel Brooks' hit comedy western *Blazing Saddles*. Lots of folks recall him riding up on his goofing-off gang members and spouting, "What in the Wide World of Sports is a-goin' on here? I hired you people to try to git a little track laid, not to jump around like a bunch of Kansas City Faggots!"

We cowboy wannabes remember Slim for his great characterizations in his many horse operas, but the general movie-going public remembers Slim from his role as Major T. J.

"King" Kong, the guy who rode the hydrogen bomb down on the Soviet Union in Stanley Kubrick's weird fantasy, "Dr. Strangelove."

Slim's legacy of 80 movies and over 250 TV shows demonstrates what a trooper he was during his 33 years in Tinseltown. Add to that the 20 years of rodeoing and you have a full life of entertaining people. Not a bad way to be remembered!

Slim headed up that long, long trail a-windin' in 1983, but not before he was elected to the Cowboy Hall of Fame and the Pro Rodeo Hall of Fame.

Slim was one of those guys who was outrageously sinister playing a Heavy, and humorously comfortable playing a good guy. Now, that's what I call acting!

Here's a last bit of western movie trivia. Slim played the Driver in the 1966 remake of *Stagecoach*. Do you remember who played that role in the original 1939 version? We'll be visiting with *him* next month.

**Sources:** sfgate.com; amazon.com; ebay.com; imdb.com; wikipedia.org; B-Western Boot Hill.

**Photos:** Whooper by Deadeye Al; Slim Pickens by Movie Market.



**YOUR HOLSTER  
SHOULDN'T BE  
LOUDER  
THAN YOUR GUN.**

If you value performance over purdiness, pull the trigger and get a Bianchi Cowboy Holster. Handcrafted in the Bianchi tradition, our genuine leather holsters and belts give you the authenticity you want and the competitive edge you need. So check out our whole range of Bianchi Cowboy holsters.

**ON SALE NOW, EXCLUSIVELY ONLINE.**

**bianchicowboy.com ★ 800-347-1200**



## For AD Rates

DONNA • (714) 694-1800 (EXT. 118)



# 2009 SASS CONVENTION OPPORTUNITY DRAWING

Tax Deductible 501(c)(3) Corporation

## Enter To Win a Model 1892 Takedown!

Donations Support The SASS Scholarship Foundation





**MODEL 1892  
TAKEDOWN**  
45 L.C. / 24" Rifle / Hand Engraved with Gold  
Inlays / Crescent Butt Piece / Deluxe Walnut Stocks  
Retail Value: \$3000.00

**\$5.00 a ticket  
or 5 for \$20.00**

Winner will be selected by random drawing at the 8th Annual SASS Convention, Saturday December 5th, 2009. Employees or family members of SASS are not eligible to participate. You need not be present to win. The maximum number of entries.



Rifle Donated by: Taylor's & Co.





**Capt. George Baylor,**  
**SASS Life #24287**

**Winter Range Stuff  
Costume Judging**

At Winter Range I was “volunteered” to be a costume judge. The Shooting Costumes were judged by roving judges. This meant I spent one flight a day, other than mine, walking down the stages with another judge and photographing any contestant with an interesting costume or any lady shooter with lots of cleavage showing. I came to several conclusions.

1. Most men wear minimal cowboy gear. They wear band collar shirts, suspenders, trousers, a hat, usually straw, and foot gear, often lace-up packer boots. Often their sleeves are rolled up. This isn't just prevalent among the “High speed, Low drag” contingent that people who don't practice call “gamers.”

2. There are more “Gus” crease hats at Winter Range than existed in the entire Old West.

So, noting what got our attention, I have some suggestions for men for improving your costume at little or no cost.

1. Remove the label from your trousers. Labels were on the inside back then.

2. Ditch the “Gus” crease hat unless you're dressed as Gus McCrae or a 20th century character. It's not that Gus creases didn't exist back then, but they were extremely rare in 19th century photographs.

3. Wear neckwear, a tie, a wild rag, etc. A gentleman didn't go out without neckwear. You can stick it in your shirt when you shoot. Band collar shirts were dress shirts, usually white, designed for a celluloid or paper collar. Most of the band collar shirts you see are fantasy shirts.

4. Wear a vest. If you're wearing a bib shirt, then a vest is unnecessary. A gentleman wore a “waistcoat” when in public. There are outdoor photos showing men doing manual labor wearing vests (and ties or scarves).

5. If you're dressed Classic Cowboy and you're wearing batwing chaps or chinks, the judges will keep walking. Chaps were all shotgun as late as the 1897 Sears catalog. I know it's hot out there. Thin leather works just as well as heavy for costuming purposes. (Note to chaps makers: MAKE THIN, LIGHT-WEIGHT CHAPS FOR SASS. They'll sell. Make them look like F.



**Captain Baylor's latest leather rig  
from LoneRider Leather,  
now Klutz Tested!**



**A close up of Captain Baylor's  
Klutz Tested holster  
from LoneRider Leather**

A. Menea chaps from 1880, but a lot lighter, and you'll have trouble keeping up with orders. The winning men's shooting costume at END of TRAIL a few years back had really good looking weathered chaps that were made of thin leather, thus not causing heat stroke in July.)

Of course, all of the above might

still never bring you to the attention of the roving judges. Anything involving judges instead of timing devices or tape measures or the like isn't a sport, and results can't be guaranteed. Just ask any Olympic Gymnast. The judging crew at Winter Range was quite good and dedicated, but we had a variety of ideas as to what a good costume was. I look for authenticity, or what I perceive as authenticity, since I rely on research rather than time travel. A lady judge once told me she gave the men's award to the man with the best buns.



**The Screw Wrench at work  
on a 1911.**

**Suggestion Regarding  
Roving Judges**

If you have roving judges, designate one day to judge. If contestants know Friday will be “Shooting Costume Judging Day,” they will dress accordingly, and the judges won't have to spend three days judging, to the detriment of their shooting.

**Hartford 1911A1**

At the EMF booth at Winter Range were three new 1911's. One was a Wild Bunch Traditional Category eligible 1911A1 that looked quite mil-spec from the outside. It has a beveled mag well, which is legal. The ejection port was lowered and faired back, which is legal if it comes from the factory that way as standard. The sights were mil-spec. I grabbed Buffalo Sam Peed of EMF and strongly suggested BIG mil-spec sights, like the Springfield Armory Mil-Spec and late Colt Government Models and 1991A1s. I believe it will be marked “Wild Bunch” on the side.

*(Continued on next page)*



**Arizona Redneck uses a Screw Knife to clear a malfunction in his '73.**



*Redwing Trading's  
Wild Bunch Screw Wrench—  
What's that thing on top?*

(Continued from previous page)  
List price will be below \$600.

Another one had SASS grips and will be available with your SASS number as the serial number, always a cool factor. MSRP will be below \$700.

Another one had Novak style sights, beavertail grip safety, and extended ambidextrous safety and will be eligible for Modern Wild Bunch category only.

Buffalo Sam Peed has promised me an early sample for testing.

**Taylor's & Co.  
Burgess Rifle**

When I asked "What's new and interesting at the Taylor's booth, they pointed to an unusual looking lever

action rifle, a replica of the Colt Burgess. They will be able to call it the Burgess Rifle because someone at Colt failed to renew the trademark on it, and Taylor's snapped it up. I'll be looking for an early production model to test.

I'm continually amazed at the efforts of the arms vendors to recreate as many 19th century arms as possible. What's next?

**The Wild Bunch  
Screw Wrench**

First came the Screw Knife from Redwing Trading Co. You saw all the cool shooters (starting with Evil Roy, Wicked Felina, and Holy Terror) had one on their belt or holster. You wondered why. Then either someone told

you to get one, or you saw someone use it to clear a split case jam in his '66 or '73.

But now the cool shooters in Wild Bunch matches have a special screw knife, Damascus blade, so you can put some torque to the screwdriver part without breaking it, an edge on one side that'll open up taped ammo boxes and the like, but won't cut your fingers off. But what the heck's that thing on the top?

I showed it to The Redhead, and she knew immediately. "It's a bottle opener." Well, indeed, after a few stages of a Wild Bunch match, a cold Coke sounds good. (No alcohol around guns, of course.) No, that isn't it. It's a 1911 bushing wrench.

Are you going to be disassembling your 1911 on the clock? No, but the wrench is handy. Anyway, all of the cool shooters have one. If you don't have one, well ...

**Klutz Tested**

It was Saturday morning at Winter Range. The wind came through with a vengeance to remind everyone involved God may not have rained on us this year, but he could still give us a power demonstration. Sets were blown down. Sutlers' tents were blown down. The Cadillac given for first place Frontiersman flew overhead, never to be seen again.

It was my turn to shoot. A nice man walked up and offered to stage

my rifle. "No, thank you. I'm a gamer. I'm left-handed. I want to stage it myself."

I began walking, looking at him instead of where I was going. The wind blew a hay bale over, and I tripped over it big time doing a perfect one and a half gainer while trying to keep the guns pointed down range. It was deemed a prop failure anyway. As I got up, there was Jack Houston (Lone Rider Leather) saying, "Look, the pistols didn't fall out of the holsters!" This was a good advertisement for Jack's holsters. Oh yeah, that's why I did it, to advertise his holsters. That's my story, and I'm stickin' to it.

Jack made the new rig after Winter Range '08, designed by him with a lot of input from me, to be fast and secure. I wanted other things, such as a suede-lined belt that would stick rather than slide down to my knees like Wyatt Earp's did at Iron Springs. And I wanted the holsters to stay in place, not slide around. The usual gamy things like a really quick, easy draw and easy reholstering were needed, too. This includes a device to push the holsters out, away from my body for easier access and visibility for reholstering. The little mini-computer that thrusts the gun into your hand and aims it at the first target for you has a virus, so I've been unable to use it at major matches yet, but we're working on it. 🐉

**WANTED**  
**COWBOY ACTION SHOOTERS**

**For Each Referral of a Friend...  
Receive a Chance to Win This  
"Little Sharps" Single Shot Rifle!**

One friend, one entry, four friends,  
four entries. We will send your  
friends a SASS Membership  
Information Package, and you can  
increase your chances to win!

Manufactured by Chiappa Firearms  
Imported by Charles Daly  
Case Colored & Blue Finish, .45 Colt, 26" tapered octagon barrel  
Walnut Stock, Double set triggers, Rear Tang Sight Standard,  
and includes the Optional 17" Replica A5 Scope.  
Retail Value over \$1600.00

**SASS**  
**Chiappa Firearms**

Promotion is only open to current SASS members. Winners will be selected by random drawing at the 8th Annual SASS Convention in Las Vegas, December 3-6, 2009. Addresses of referrals must be correct and valid and may not include same household referrals, existing or expired members. No maximum number of entries - add additional names on reverse. Employees or family members of SASS are not eligible to participate. You need not be present to win.

1. Name: \_\_\_\_\_

Address: \_\_\_\_\_

Email: \_\_\_\_\_

2. Name: \_\_\_\_\_

Address: \_\_\_\_\_

Email: \_\_\_\_\_

3. Name: \_\_\_\_\_

Address: \_\_\_\_\_

Email: \_\_\_\_\_

4. Name: \_\_\_\_\_

Address: \_\_\_\_\_

Email: \_\_\_\_\_

Don't forget to include your name, SASS alias and SASS number below to be entered in the Special Giveaway Drawing.

Your Name: \_\_\_\_\_

Your Alias: \_\_\_\_\_

SASS# \_\_\_\_\_


PLEASE MAIL TO:  
SINGLE ACTION SHOOTING SOCIETY  
215 Cowboy Way • Edgewood, New Mexico 87015



# TUNING THE UBERTI OPEN TOP REVOLVERS

## Part 2

By Larsen E. Pettifogger, SASS Life #32933



Larsen E. Pettifogger, SASS Life #32933

the back strap area of the frame are set at 90 degrees to each other. *Photo 21 at "Y."* We can use these surfaces to accurately guide the location of our holes. Our first task will be to drill the hole for our new hand plunger and coil spring.

The first thing we need to determine is where the hole has to be located. We start by measuring the thickness of the hand. *Photo 22.* In



Photo 22

this case, the hand in our gun is .140" thick. Ideally, the plunger should ride in the center of the hand, so half the thickness of the hand would be .070". However, many hands, including our Uberti hand, have a boss at the bottom of the hand to space it out from the hammer. To find the thickness of this boss, simply measure across the bottom of the hand, including the boss, and then subtract the dimension we got in *Photo 22* from the total hand thickness. *Photo 23.* In this case, the bot-



Photo 23



Photo 24

tom of the hand, including the boss, is .170". Thus, in order to get the plunger to ride in the center of the hand, we take half the thickness of the hand and add the TOTAL thickness of the boss; in other words, .070" + .030" which gives us a total of .100". In order to locate this dimension on our frame, set your dial calipers to .100". On the opposite end of the caliper there will be a tab sticking out .100". *Photo 24.*

Take a black magic marker and blacken the frame above the left grip frame screw hole. *Photo 25.* Then, set your calipers up against the frame and scribe a line along the end of the tab. *Photo 26.* Remember to



Photo 25




Photo 26

angle your scribe like that shown in *Photo 14* in order to get an accurately scribed line. The distance in from the side of the hammer channel is fairly critical. However, the location of the hole between the top of the frame and the screw hole is less critical. You just need to make sure the drilled hole will not extend above the top of the frame or into the screw hole. Take your punch and tilt it sideways so you can see the point is on your scribed line and about equal distance between the top of the frame and the grip screw hole. *Photo 27.* Tilt the punch up, and when you




Photo 27




Photo 28




Photo 29

We are going to do some modifications to our frame that will allow the use of a coil hand spring and plunger—thereby eliminating hand spring breakage and help smooth up the action—and modify the arbor to eliminate wedge problems and cylinder binding. In order to do this, we need to drill some precisely located holes in our frame. Whenever a hole has to be drilled or a part modified, the first thing to do is look for any reference point on the work piece that will facilitate getting the job done as easily as possible. On our frame, if it is lying down in its normal shooting position, all the machined surfaces are angled. *Photo 20.* It would be very hard to locate or



Photo 20



Photo 21

drill a hole in these angled surfaces. However, if we stand the frame on end everything changes. First, we can see that the arbor is parallel to the top of the cylinder window. *Photo 21 at "X."* Second, we can see the arbor and

are sure the tip has not moved and is still on your scribed line, tap the punch with a hammer and center punch the location of the plunger hole. *Photo 28*. The best way to get a firm hit is to put the arbor in a vice (make sure you pad the jaws) with the arbor facing down and the recoil shield resting on top of the vice jaws.

Now that our hole's location has been established on the back of the frame, we need to set it up so the hole can be drilled. On the drill press vice in *Photo 11*, the jaws are relatively deep and the sides of the jaws are perpendicular to the top of the vice. One way to set the frame up so it is square is to put the arbor in the vice jaws and then firmly press the frame up to the sides of the jaws. *Photo 29*. Since the top of the cylinder window is parallel to the arbor and the arbor is set at 90 degrees to the bottom of the frame (*Photo 21*) this will give us the appropriate 90-degree angle to drill our hole. Depending on how your drill press vice is configured, you may have to try different ways of securing the frame in the vice. For example, the jaws in the drill press vice shown in *Photo 30* are too short to allow using the cylinder window to square the arbor. So, we can turn the frame around and use the arbor to square the frame.




In *Photo 30* the frame is now held



in the vice. The sides of the vice jaws are square, but they don't extend down far enough, and the arbor hits the base of the vice below the jaws and will tilt the frame. Again, as long as we keep everything parallel, we can space the arbor out from the frame and still keep the base of the frame square. In *Photo 30* a piece of flat steel stock is placed between the arbor and vice jaws, and then everything is pressed against the vice jaws. This will maintain the relationship between the arbor and cylinder window. (Before tightening the vice jaws on the frame, make sure to

insert some shim stock to keep from marring the frame.) You simply need to look at your particular vice and determine how to best secure the frame to get the base of the frame perpendicular to your drill bit.

Once your frame is appropriately secured, put a number 35 drill in your drill press and move the vice under the drill. (Number drills can be obtained from most hardware stores, hobby shops, or Brownell's.) With the drill press NOT running, slowly lower the drill bit and watch the tip of the drill VERY carefully. As it hits the center punch dimple, it will deflect if it is not centered exactly. When looking for deflection, make sure you look at the tip of the drill bit from several angles. Keep moving the vice (VERY small movements) until when you lower the drill, it hits the center punch dimple and does not deflect. At that point it should be centered fairly well, and you can turn on the drill press and drill your hole. *Photo 31*.



Keep drilling until the bit goes through the frame into the hand channel. Once the hole is drilled it should look like the one in *Photo 32*. Take the frame out of the vice and insert a standard Ruger plunger and spring. *Photo 33*. (Brownell's part numbers 780-012-104 or 780-012-105. Midway also carries Ruger parts, although it will have different part numbers.) This plunger and spring is found in virtually all Ruger single actions. If it drags in the

frame at all, take the number 35 drill between your fingers and spin it back and forth while moving it in and out of the hole. *Photo 34*. This



should remove any burrs that might have been left in the hole.

Uberty hands are usually smooth on their backside, so little polishing is needed. On the percussion hand (*Photo 6, left hand*) simply pull the old handspring down and it will break off. (See the Pietta article for more detailed instructions and photos.) Put the hand on the hammer and install it in the frame, and then put in the plunger and spring. Put on the back strap (to compress the spring) and cycle the hammer. Without the cylinder, sometimes the hand won't move smoothly, since it is going further forward than it would with the cylinder in place and will jam or drag in the hand slot. Simply take a screwdriver tip and push the hand back a little. At this point, all we are checking is to see if the plunger is too short. These guns vary a bit from gun to gun and sometimes the plunger will be too short.

If the plunger drops through the frame hole into the hand channel, don't worry as there's a simple fix. Simply cut a piece off the end of the number 35 drill you used to drill the plunger hole and use that as a new plunger. *Photo 35*. The conversions and 72 hands are two-tooth. *Photo 6, right hand*. (The hand in the photo is out of a conversion.) The 72 hands generally fit into the gun about the same as the percussion models, and you can use the same standard Ruger plunger and spring set-up.



The conversions, however, often take a little more work.

As shown in *Photo 3*, the conversion plate extends forward from the recoil shield. On the stock hand, the handspring sticks back from the hand to take up this extra space. *Photo 6, right hand*. Because the hand sits further forward in the frame, the Ruger plunger and spring are too short. So short, in fact, that even making a longer plunger out of the end of our number 35 drill won't work. Again, a little ingenuity will solve the problem.

Break off the hand spring and work the back of the hand on a stone until you have two small flat spots stoned on the back of the hand. *Photo 36*. Then, go to your local



friendly hardware store and buy a piece of 1/8th inch square keyway stock. They are generally an inch long, and this will work nearly perfectly. If your keyway is bright and shiny, it is probably plated with a coating to make sure it doesn't rust. Put the keyway on a stone and work it back and forth a few times to remove the coating. *Photo 37*.



While it's on the stone, mark the top of the keyway with a little black mark from your magic marker and place the keyway on top of the hand. *Photo 37*. Once the keyway has been stoned, the stoned surface will also be bright and hard to tell from the coated surfaces. The black mark will help identify which side goes up in case you drop the keyway while working with it. Next, solder the keyway to the back of the hand. (Put the end of the keyway right above where the old hand spring was broken off.) *Photo 38*.

Cut the keyway off just below  
(Continued on page 38)



## TUNING THE UBERTI OPEN TOP REVOLVERS . . .

(Continued from page 37)

the top of the hand. A Dremel with a cutoff wheel works well for this. And, round off the bottom of the keyway. *Photo 39.* Put the hand on the



Photo 39

hammer and install it in your frame. One thing that makes installing even the original hand and spring difficult at times is the hand channel on most Ubertis is oval shaped at the bottom, and the sharp edges of the hand or the flat leaf spring hang up going over this oval portion of the hand channel. You can see the oval shape in *Photo 40.*

Carefully work your new hand up into the channel looking at it with the little flashlight shown in the Pietta article. Sometimes a little material has to be removed from the outside corners of the keyway to get it to slide past the oval part of the frame. Once the hand is inside the hand channel, and the hammer screw is installed, gently cock the hammer, and with

your little flashback, look for any interference between the bottom of the hand and the hand channel. (Especially in the oval area of the hand channel.) Stone a little material at a time at the bottom of the piece of keyway we soldered to the hand until the hammer comes back almost to the full cock position. Install the back strap and keep stoning the keyway until the hammer goes to the full



Photo 40

cock position. *Photo 41.* When you are finished, the hand should look something like the hand shown in *Photo 42.*

We are now halfway through our Uberti modifications. Next month we will begin fixing the wedge/arbor fit. ♫



Photo 41



Photo 42

# COWBOY FAST DRAW

Have you tried it yet?  
You'll be addicted if you do



Real Guns, Real Holsters, Wax  
Bullets, the Nicest Folks, and a  
Whole Lot of Fun

Visit our website at:  
[cowboyfastdraw.com](http://cowboyfastdraw.com)

Find a CFDA Sanctioned Club and  
see how easy it is to get started. Ask  
us how to start your own club, or  
expand activities of an existing club.

Great Indoor/Outdoor Activity

Cowboy Fast Draw Association  
P.O. Box 21  
Idaho City, ID 83631  
or call Mississippi Marshal at  
208-287-0971

~Dedicated to the Cowboy Way~

**Trailer Size Decal**  
18" x 18"



# SASS MOUNTED SHOOTING™

## NEW FROM THE SASS MERCANTILE





**Mounted Shooting Decals 4" x 4"**

**Mounted  
Barrel Covers**

**SASS is now offering:**

- SASS Mounted Shooting Club Affiliation Renewal Fee: **\$49.95**
- SASS Mounted Shooting Barrel Cover: **\$59.95 ea or 2 for \$110.00**
- SASS Mounted Shooting Banner: **\$59.95**
- SASS Mounted Shooting Trailer Size Decal: **\$34.95**
  - SASS Mounted Shooting Decal: 3 for **\$5.00**
  - SASS Mounted Shooting 98 Stage Course of Fire Handbook: **\$8.95**

*New 98 stage  
Course  
of Fire Book*



**98 Stage Course of Fire Book**


**TO ORDER:  
CALL: 1-877-411-SASS  
SASSMOUNTEDSHOOTING.COM**



**FAST HORSES  
BLAZIN' SIX-GUNS  
SASS MOUNTED  
SHOOTING™**

[WWW.SASSNET.COM](http://WWW.SASSNET.COM)

**Mounted Shooting Banners 29" x 72"**



Colonel Dan,  
SASS Life #24025

# PHASES OF CIVIL STABILITY

By Colonel Dan, SASS Life #24025

and sometimes their fall precedes that of the country itself. As you read this, think about various countries throughout history that have fallen into chaos and see if these stages apply. Then, ask yourself where America stands along its historical timeline.

**1. Ambivalence:** the public usually ignores the government on a daily basis; all is generally well; life goes on harmoniously. The public doesn't keep up with or pay any real attention to political business since it isn't adversely impacting them.

**2. Petulance:** isolated issues (tax hikes, new regulations, inflation, etc.) arise and invoke some temporary periods of grumbling, but life is by and large OK here, too.

**3. Anger:** The on-going issues that caused petulance such as economic distress, security threats, shortages of goods and services now start disrupting life and causing not only increased concern, but slowly evolves into anger.

**4. Resentment:** No effective action is taken by government to resolve the issue(s) and soothe the growing public distress. The anger starts to turn into real resentment toward those in charge and, therefore, they're held responsible for this deteriorating state of affairs.

**5. Outrage:** As unresolved issues continue to grow, private resentment turns into public outrage resulting in protests and marches. A feeling of isolation and disenfranchisement is becoming more apparent. Politicians aren't listening and the people see an

agenda driven government that is out of touch with their daily lives. In this phase, politicians are quickly losing the respect of their constituents.

**6. Fury:** As outrage leads to fury over the worsening situation, politicians are confronted openly and verbally assaulted publicly. People see clear signs of arrogance in their political leaders; overt loss of respect is shown without restraint toward those in elected office; protests become more frequent and filled with public anger; the language is getting stronger almost daily. Opportunists see an opening to fan the flames and start watering the seeds of this growing discontent.

**7. Disobedience:** When there is no perceivable response to the expressed fury, and governmental arrogance continues, the public is now being pushed to or over the edge. Opportunists become more open in stirring the people to action in the name of justice. Normal public restraint is breaking down and the ground is becoming more fertile to displays of civil disobedience with the crowds of those willing to participate growing larger. The number of incidents increases and people are uniting in a "cause" under the influence of emerging leaders.

**8. Riots:** When politicians either arrogantly ignore public displays of disobedience or confront them with strong-armed authority, they are bringing gasoline to a growing fire. The feeling of despair pervades and the term "tyranny" becomes more common in describing the govern-

ment. Incidents of increasingly destructive disorder are becoming more widespread—mainly in urban areas across the country.

**9. Revolution:** If government authority cannot squelch the riots by force or appeasement, opportunists see the door opening ever wider and begin fanning the flames of open revolution. The level of rage grows and a moral cause is linked to the coming action. A general breakdown of orderly society ensues. Some people turn to their perceived group of "revolutionary saviors" while others run back to the seated government for protection.

**10. Anarchy:** A temporary power vacuum leads to short-term chaos and anarchy until a fresh group of recognized leaders eventually emerge and establish a new government.

**11. Rebirth:** Whoever emerges will determine the path of that country's future—a new freer beginning as in 18th century America or a tyrannical dictatorship as in 20th century China, Cuba, or Russia.

As of this writing, I think we're somewhere between a mature Phase 5 and the early stages of Phase 6. Prayerfully "We the People" can and will soon compel a positive change in direction returning our country to Phase 1. Only time and commitment will tell the tale. Just the view from my saddle...

Contact Colonel Dan:  
coloneldan@bellsouth.net

Article Archives:  
<http://mddall.com/sbss/SBSShome.htm>

Being a self-appointed student of history and having lived through six decades of the passing scene, I think I've identified a few common phases in a nation's evolutionary cycle of civil stability. Granted, I'm no decreed sociologist, but given this is an editorial page, I don't need a degree. All I need is a personal opinion based on my observations of life in order to shoot off at the keyboard. In fact, Yogi Berra taught me years ago, "You can observe a lot just by watching," and I've been indebted to him for this pearl of wisdom ever since I started writing political commentary.

Pick a nation at some point along its historical timeline, study its events, and you can apply this phased cycle of stability rather well. This isn't unique to any one country and the United States is certainly not immune.

Those nations whose political leaders are attuned to the mood of the people and react accordingly to their concerns and abide by the supreme law of the land thrive and survive to serve another day. Those who ignore either and become arrogantly convinced of their own omnipotent invulnerability fall ...

**Solve your Gun Storage Problems with our:**

**WWW.GUN-RACKS.COM**  
Home of the original:  
Campbell Industrial Supply  
Magnetic Rotary Gun Rack & Magnetic Vertical Gun Rack



**Vertical Gun Rack**  
Adjustable or Magnetic  
Wall Mount or Floor Stand



**Pistol Racks**  
4-16  
Guns



**Corner Rack**



**Rotary Gun Racks**  
Magnetic or Retention Band  
10 to 22 Gun Capacity

Easy to Rotate



**Rotary Gun Cabinet**  
Rotary Gun Rack not included

MADE IN THE USA  
Family Owned

800-932-9518 Ph#  
569-876-1376 Ph#  
info@gun-racks.com



Inspector, SASS #41400

# RANGE TECH:

## How Technology Affects Our Lives

### Getting to the Firing Line

# TRANSPORTATION

By Inspector, SASS #41400

“You can get there in about an hour.” Recently, I have realized the relativity of this term. In today’s modern era, we tend to think in terms of 50 to 60 miles by highway, 20 to 30 in the city. Put your walking shoes on and this phrase takes on a whole new meaning.

My son, Bear Cub Josh, SASS #82458, and I have been training for a Boy Scout excursion this summer backpacking in the mountains in northern New Mexico. For those of you who are familiar with the Boy Scouts, yes, I’m talking about the Philmont Trek.

Strap on a fifty-pound pack, and “You can get there in an hour” turns into three miles at a hard pace.

About eight years ago, I began jogging around my neighborhood. This practice enlightened me to details in my own neighborhood that I never picked up in the previous seven years of driving in and out by car. For those of you who don’t venture past your driveway without moving faster than a galloping horse, try it sometime. You’d be surprised who’s moving in, or who is

putting in a new fence, or who got a new dog/boat/car/siding. You’d also be surprised how many neighbors you never knew will recognize you in town, because they notice you walking around the neighborhood.

I find this enlightenment a bit curious because we are maybe only the second or third generation in the history of the world who travels more by machine rather than walking or riding an animal. The modern technology that allows us to travel to see more people actually tends to isolate us from our own neighbors.

From this mindset, as I walk down the trails or run down the street, my mind tends to wonder back to the days of old. Josh and I started our training on a four-mile stretch of paved walking trails, doing a dead-head trip up and back. After three eight-mile dead head trips, I began to learn exactly where I was in relation to other landmarks in my community. This made me think of “Johnny Reb” and the “Colonial Separatists” and what tactical advantage they had over the invading “Blue Bellies” and “Red Coats.”

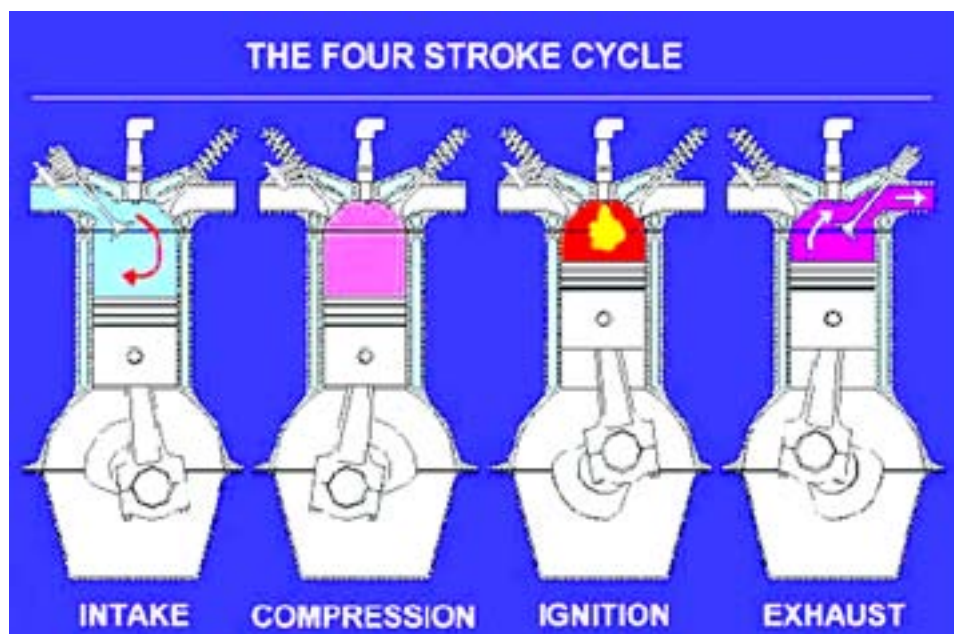


Diagram courtesy of Antonine-education.co.uk

My thoughts then wandered to the invaders, young men who had never ventured more than twenty or forty miles from their place of birth, participating in a great adventure to “see the world.” What a grand experience to see new vegetation, landscapes, climates, and animals.

By today’s standards these great adventures seem pretty tame. Today it is simply a novelty to stop for the next tank of gas and realize that you can shed your coat for the rest of your south-bound trip, or to have to put it on in the higher altitudes.

*(Continued on next page)*

WWW.WILDWESTHISTORY.ORG

## 2ND ANNUAL WILD WEST HISTORY ASSOCIATION ROUNDUP

**When:** July 15-18, 2009  
**Where:** San Antonio, Texas  
 Headquartered at the historic Menger Hotel close to the Alamo and Riverwalk



**What:** Speakers, Exhibits, Booksignings, Vendors

For more event or membership information go to:  
[www.wildwesthistory.org](http://www.wildwesthistory.org)



# HOLSTERS AND GUNBELTS

## Now \$49 (The Shootist Collection)

Proprietor Colin Dangaard **BELTS & HOLSTERS from \$49!**

**Shoulder Holsters in 4 1/2", 5 1/2" and 7 1/2" styles: Doc Holliday, Quickdraw and Harness**

**For MOUNTED SHOOTERS**  
The famous TIBERCIO "drop holster" Now comes in a double: \$99 Single: \$69

**Carved quickdraw holsters and belts: \$129**

**Our Latest Catalogue \$6 >**

- Revolving carbine scabbard: \$89
- 30/30 scabbard closed: \$99 open: \$89
- Zip rifle case: \$119
- Derringer suspenders: \$69
- Bandolier .45/12 gauge: \$99
- Badge holders: \$15
- Cowboy cuffs: \$20 & \$29
- Bullet belt pouch: \$39
- .45/12 gauge belt sleeve: \$49
- Speed load shotgun sleeve: \$39
- Buscader belts: \$59
- Shotgun sleeve: \$15
- Cartridge belts: \$39

**Croc Holsters \$295**

**Australian Stock Saddle Company - PO Box 987, Malibu, CA 90265 - Tel: 818.889.6888 - Fax: 818.889.7271 - Email: tasssc@aol.com - Web: www.aussiesaddle.com**

(Continued from previous page)  
tudes of the mountains.

We all understand the convenience of modern travel has been brought to us by the invention of the internal combustion engine.

Now I don't want to insult the intelligence of the twenty or thirty of you folks who actually read my articles, because most of us know how an engine works. However, since this is a technical article, let's look at it one more time, but from the perspective of the nineteenth century and the complexities these machines have designed into them. Maybe this will help us understand how much we take this technology for granted.

The typical gasoline engine works on a four-stroke cycle system. Starting with the intake stroke, an explosive mixture of air and fuel is drawn into the engine cylinder because the tight seal of the piston rings on the cylinder wall moving down creates a vacuum. The inertia imparted to the engine from the previous cycle, or from other cylinder from a multi cylinder engine, causes the piston to move up and compress the explosive mixture in the compression stroke. The spark plug, timed to fire at the most efficient position of the compression stroke, at or near top dead center, ignites the explosive mixture. The contained explosion pushes the piston

downward (like a bullet traveling down the barrel of a gun). This is known as the power stroke. The inertia then imparted into the engine from this explosion allows the piston to push out the remaining waste products of combustion in the exhaust stroke. The piston then begins to move back down and starts the cycle all over again.

In a four-cylinder engine, this cycle occurs about eighty times per second while traveling at highway speed (2400 rpm divided by two revolutions multiplied times four). Eighty times per second, for hours on end, dealing with the heat of friction and combustion; think about the cooling and lubrication mechanisms that must function flawlessly to keep it all from melting together.

The cylinders must be perfectly round, the piston rings must seal tight for the entire length of the stroke. We are talking about tolerances smaller than a human hair. Speaking of such tolerances, the timing must be absolutely perfect. Leave the intake or exhaust valves open too long, and the piston will smack and bend the open valve, ruining the compression seal and cause the engine to run poorly or not at all.

Fire the spark plug too soon, and the explosion will collide with an upward moving piston causing spark knock. Prolonged spark

knock can cause piston cracking and loss of power. Fire too late, and the engine loses power.

The air/fuel mixture must be as close to a perfect 14:1 optimum explosive mixture as possible. Cold dense air will cause the mixture to be too fuel lean; warm air can cause the mixture to run too fuel rich. Factor altitude into this mixture, and you run too rich in the thin air in the mountains. Camshaft profiles affect valve timing, which tune power bands at certain rpm ranges, compression ratios, exhaust back pressure, intake vacuum, fuel octane, manufacturer's parts availability ... hundreds of design considerations effect the performance of an already complex machine.

Over the past few years on-board computers can automatically adjust ignition timing and fuel ratios. This technology, coupled with the almost perfect air/fuel mixtures delivered by fuel injection systems, has allowed these complex machines to run even more efficiently. Think about it, in the sixties, if you wanted 24 miles to the gallon, you had to drive a VW bug so small that you had to step out of the car to change your mind. Today, a mid-sized passenger car is in the 30-mpg range thanks to modern com-

puter technology.

Finally consider this, if I needed to go on a trip just twenty or thirty miles away in the nineteenth century, I would have to get up early to hitch the team to my wagon, or saddle up my horse. The entire trip I would be exposed to the elements; sun, rain, snow, or cold. Upon arrival, I would have to secure overnight lodging or pitch a tent, and I would have to make sure my animals are cared for by either bringing along a picket line, or finding a livery stables; oh! and don't forget the feed.

Compare this hassle to that car key in your pocket, your climate controlled drive, and the worst thing you have to worry about upon your arrival is how far you have to park from the door, or whether or not you have to eat out, or if you can make it home in time for your next meal.

Modern technology has made our world a little smaller, while giving us the freedom to travel at sustained speeds to places unimagined in the nineteenth century. Try giving this a thought the next time you set your cruise control, adjust your climate controls, and tune your radio dial. God speed on your next big adventure! 🐾

**VISIT THE SASS WEB SITE AT WWW.SASSNET.COM**



Purdy Gear, SASS Life #33315

# ALWAYS CLOSE THE GATE!

By Purdy Gear, SASS Life #33315

mal rules and others as common sense and some peculiar to the occupation. Yup, cowboys fall into that category.

Probably the greatest rule of the Old West was to not leave a man afoot. Stealing a man's horse was considered a heinous crime, and the consequences were often a quick necktie party. If the culprit was spared, he sometimes had the tops of his ears clipped. Fellers who wore their hair long after it became unfashionable were often hiding their cropped ears from public view!

Riding a cowboy's horse without his permission was also considered a serious offense. This applied both to his personal "pet" horse and to the horses "cut" or assigned to his "string." If a foreman told another puncher to ride another puncher's horse, it was still considered an affront. You had to ask permission from the puncher that horse was assigned to. If the boss just up and assigned a horse from your

string to someone else, it was basically an invitation off that spread's payroll!

You never touched a rider's reins. This was a signal to the rider that you didn't think he could handle his mount and/or wanted him to quit. It also sent confusing messages to the mount—the equivalent to a passenger grabbing the steering wheel while on the highway. Nor did you make sudden moves or loud noises around cattle or horses. Stampedes and wrecks were common enough without careless moves from humans.

Another great crime in cow country was leaving a gate open or cutting a fence. It doesn't take long for cow critters or horses to scatter from hell to hallelujah, and the work in rounding up strays that shouldn't have strayed in the 1st place took time away from other ranch chores. Lost critters were a significant punch to a cowman's profit.

You never touched a cowboy's hat.

This applies if it's just hanging on the wall and especially if it is worn. It is the closest thing to a shootable offence that you can get! If you don't believe me, go try it on a working puncher! I guarantee you'll regret it! Don't ever go putting a waddy's hat on a bed either! It's considered horrific bad luck!

Cow camp rules applied to the cook in particular. You always approached the chuck wagon from a direction that put any dust raised by you or your mount away from the food. You never helped yourself unless grub pile was called or if you had permission. After a meal, you scraped your plate and put it in the washbasin.

When cowboys worked with the wagon, they most often ate in relays. One bunch would go in and eat while another would hold the cattle. It was considered significantly poor form to take a long time to eat because you were denying your pards a chance

*(Continued on next page)*



## PUMA® A NEW BREED OF CAT.

**That's Right. An ALL NEW Line of PUMA's, ALL Built in Italy and ALL Ready for Action!**



**Bounty Hunter**

- 12 Inch Barrel, 6 Round Magazine
- 24 Inch OAL, 3/4 Loop Lever
- .44 Mag., .45 Colt or .44-40
- Legal as a Handgun!

**MSRP: \$1,250.00**



**Model 1886**

- 22 or 26 Inch Octagonal Barrel
- Case Hardened Receiver
- .45-70 Gov't. Chambering
- Great for Cowboy Long Range!

**MSRP: \$1,399.00**



**Chuck Connors Commemorative**

- Large Loop Lever w/Set Screw\*
- Medallion w/ Chuck Connors Bust
- Engraved Signature in Receiver
- .44-40 Caliber - Just Like on the TV Show!
- Cert. of Authenticity, Portrait of Chuck and CD of 2 Rifleman Episodes Included!
- \* Non-Functioning, for Appearance, Only

**MSRP: \$1,299.00**



**Model 1887 Shotgun**

- 22 or 28 Inch Barrel
- Case Hardened Receiver
- 12 Gauge
- Fast Load Model in 22 Inch Barrel!

**From: \$1,239.00**



**Model 92**

- 20 or 24 Inch Octagonal Barrels
- 16 or 20 Inch Round Barrels
- .357 Mag., .44 Mag., .44-40 and .45 Colt
- 10 Round Magazine w/ 20" and 24" Bbls.

**From: \$959.00**

*Far Surpasses Old Puma Quality!*



**Puma Westerner Handguns**

- Made by Pietta
- Case Hardened, Nickel or Stainless
- 4.75", 5.5" or 7.5" Barrels
- .375 Mag., .44-40 and .45 Colt

**From: \$529.00**

Call 775-828-0555 for a **FREE** Catalog!

Brought to You By:  
**LEGACY SPORTS**  
INTERNATIONAL  
WWW.LEGACYSPORTS.COM  
THE MOST TRUSTED NAME IN THE SHOOTING INDUSTRY

# Circle KB

Where the Wild West... Still IS!

Custom Holsters & Old West Mercantile

Toll Free US 877-919-0891  
PH 208-756-1873  
Worldwide Service Since 1999



We never miss a day thanking you.  
[www.circlekb.com](http://www.circlekb.com)



"You wear it out? I'll build you a new one."  
Professional Maker Brett Park  
The only hands that touch your leather till it goes out the door. And, it shows.

Satisfaction 100% Guaranteed  
Lifetime Guarantee for Original Owners  
Plain or Fancy...  
Made to Fit you and your guns.  
You pick your personal finish options.

Single Gun Rigs Starting at \$229 (Unlined)  
Single Premium Gun Rigs Starting at \$329 (Fully Lined)  
Warning: Prices subject to change without notice.



"How To" Holster Books, Patterns and Tools for the DIY  
Collector Model Non Firing Guns and Rifles  
Blank Firing M1873's & M1894 Rifle  
Black Powder Pistols & Rifles  
Over 85 Old West Lawman Badges  
Old West and Civil War Memorabilia & Collectibles

the turn of the century. What he didn't know was the feller who was the cook for this outfit had gotten the job because he'd insulted the cook into quitting. And he was none too happy about it and was sabotaging the food and, of course, the youngster fell smack into the trap. Yup, that older gent grinned a big pie-eatin' grin as he handed over his flour-sack apron to that young sprout!

The way I heard it told was the youngster knew he'd stepped in it, but he figured he'd do his best at cooking. He was pretty good at it for a while too—at least up until he figured the crew was happy with him and he wasn't about to get freed to pursue the wild bovine anytime soon. That's the point where he figured he needed to start sabotaging the vittles same as that other feller. He burnt the biscuits or made 'em soggy, salted the coffee, and undercooked the beans. Nobody complained.

He was sure 'nuff not gonna be pursuin' the wild bovine if someone didn't break quick, so he hatched him the ultimate plan. He went out and found him a cow flop. A REAL NICE one. Then he built the nicest pie crust he had ever made. He even took a fork and poked the brand of the outfit in the top crust for purdy and baked 'er up til it was just the sweetest honey-brown color you ever saw. When it was done, he put it out on the work table of the chuck

wagon and awaited his victim.

Well, as it happened, the 1st man to the wagon that evening for chuck was the cow boss. The kid couldn't believe his luck as THE BOSS (!!!!!) scooped up a big ol' hunk and nestled his fangs down deep. The boss figured pretty quick what was up mostly because it tasted like ... well ... y'know ... but also because of the gleeful looks that kid was slanting his way. Give him credit; the veins were popping out on his forehead, and he was sweating ferocious, but he finally managed to gag that big bite down. And, just glared at the kid.

The kid was grinnin' big, too, figuring the coupe he was pullin'. Not only was he about to be freed to pursue the wild bovine, but his boss was gonna take his place rustlin' pots!

The boss glared. The kid grinned. The boss glared some more and finally said, "Kid ... I know that was a cow pie! But, THAT'S JUST THE WAY I LIKE 'EM!"

Compadres, I can't go through but a few cowboy rules and yarns about 'em. I hope you have enjoyed learnin' about the few I've highlighted. As usual, I invite comments or crabbing. You can grab holt of me at [purdygear@winstream.net](mailto:purdygear@winstream.net) or 706-692-5536 or through the link on my website:

[www.purdygear.com](http://www.purdygear.com)

I'll see you on down the trail! 🐾

(Continued from previous page) for downing their bait.

"Riding the grub line" was a common practice for cowboys out on their luck. All riders were invited to "light" and eat because they brought news of people, events, and range conditions. Most also tried to pull their freight by washing the dishes, chopping wood, or helping with repairs. Laziness after such kindness was considered an offense, and the professional grub stake rider was generally frowned upon.

If you decided you needed some more coffee and someone called, "Man at the pot!" it was your obligation to take the coffee pot round and fill the

cups of any man who wanted a refill.

And you never, ever, ever insulted the cook! At best, the cook would wreak his revenge by dosing the chow with soap or worse. Remember the out-house race scene from "Monte Walsh?"

At the very worst, the cook would just up and quit. This might sound trivial, but in the old days when big outfits ran big wagons for the spring and fall works, it affected the whole crew. The general response from the boss was that the feller who insulted the cook, got to be the next cook.

There's a great story about a youngster who hired on to a big outfit to "pursue the wild bovine" back before

Custom Engraving on your guns.  
Engraved Colt & Ruger display guns for Sale or Trade

TOP OF THE LINE  
SINCE 1957



HILL JOHNS

MASTER ENGRAVER

P.O. Box 2332  
Cody, WY 82414  
(307) 587-5090

CUSTOM HANDCUT ENGRAVING

# PIONEER GUN WORKS INC

\*Specializing in Model 66 & Model 73 Rifles\*

~ Short Stroke Kits ~ Aluminum Carriers ~  
~ Competition Cowboy Gun Parts ~

We are pleased to announce our brand new  
**Coil Main Spring Conversion**  
for Model 73 & 66 Rifles!  
(Patent Pending)



SEE OUR WEBSITE OR CALL FOR DETAILS

JOE ALVES ~ WILL SHOOTEM SASS #29892L  
541-515-6084 (Phone) 2460 Harvest Lane ~ Springfield, OR 97477 (FAX) 541-515-6998  
[www.pioneergunworks.com](http://www.pioneergunworks.com) [willshootem@pioneergunworks.com](mailto:willshootem@pioneergunworks.com)



# ANOTHER REPORT ON TRAVELING TO EUROPE WITH FIREARMS

By The Elder Katie SASS #5707

After attending the Days of Truth Amatch in Italy 2007 I decided when I returned in 2008 one thing would be different ... I would take my own firearms. They provided us with some really great ones in 2007, but as we all know, it's not the same as using your own equipment, and I wanted to see exactly how hard it was to get into Europe with them.

First, you must do your homework before arriving at the airport, so when the date to leave arrives, you're ready. You have to take a deep breath and document everything like dates, times, and the person you talked to—for instance, when I called the airline we would be flying on to ask how to package my firearms.

I read the rules regarding baggage, and it stated we could have in one case two or fewer rifles; you could have two shotguns in a case; you could have up to five pistols in a case. It did not say two rifles "or" shotguns "or" pistols, so I didn't know if you could combine them.

When I called the airline, the first person I talked to wasn't sure, so she passed me off to a Supervisor ... bang, the phone mysteriously disconnected me. I called back and after explaining what I wanted to do, the



Lassiter and Elder Katie spent four hours at the Italian Police Station trying to retrieve their firearms.



The Italian Police Station

man said, "I don't know. It's not up to us, you have to call TSA," and he gave me a number.

I called TSA, and the nice lady I talked to was genuinely frustrated and said, "they just wanted to get rid of you because they don't know. They do that to us and the customers all the time!" She went on to say they don't make up regulations for each of the airlines, and told me to call the airlines back and ask for a Supervisor and no one else!

I called back and kept asking to speak to each person's Supervisor and no, I was not going to tell them my story, but would tell the Supervisor. Finally, I got the Head of Baggage, and proceeded to tell her my story. She listened and said she would check and get back to me.

I politely said "no" I would hold for the answer because I had already been down that path and was not going back one pace before receiving some reply. She was polite and said she would hurry to get me the answer ... which she did.

After only a couple of minutes she came back on the line and said I could only have one rifle and one shotgun in a case. I asked where it stated that, and she said it didn't. She had made that determination after reading the regulations, so my reply was, "Okay, thank you ... and your name please!"

She asked why I needed her name, and I said so when I am at the ticket counter I can say she had pre-approved my boarding with a rifle and shotgun in one case. Of course, she came back and said, "Well, it's not really our airline's policy, I just

had to give you an answer of some sort!" And no, I (Katie), am not making this up!

I then decided I would carefully pack one rifle, one shotgun, and two handguns in one case, making sure it didn't exceed weight and go to the airport ... I'd had enough talking with people who didn't have a clue!

Another item to take care of before you leave is to go to the U.S. Customs Office and fill out a CBP Form 4457 (Certificate of Registration for Personal Effects Taken Abroad.) It only takes a few minutes, and is advisable for anything of value such as cameras, computers, and, of course, firearms. This is necessary if you want to get back into the United States without a problem and/or paying duty on your firearms and valuables.

You can download the forms on the Internet and pre-fill them out, but do call the Customs Office or walk in and tell them you will be bringing in firearms before you do it. They are slightly nervous when you bring firearms in unannounced! And, by the way, they must be cased.

After you send in your entry form and money, the European Match Officials will send you a letter of Invitation. You will need that letter, as well as a copy of the entry form and the printed Match information, so do not forget them.

It was time to leave Seattle. I had all my necessary paperwork, baggage, firearms, and passport to board the plane. The following are recommendations, and what hap-

*(Continued on next page)*

CUSTOM MOLDED ELECTRONIC HEARING PROTECTION, FOR ALL DAY COMFORT GUARANTEED!

It's never too late to protect your hearing!  
800-767-7791



**ESP** Electronic Shooters Protection

**Electronic Shooters Protection Mountain Hawk, Inc.**

15290 Gadsden Ct • Brighton • CO • 80603  
www.ESPamerica.com • ESP@USA.net

(Continued from previous page)  
pened along the way:

Give yourself additional time to get aboard. It takes time to have the airport people who have confused looks go over all your paperwork and decide if your firearms qualify as check in or not (yes, one of them actually said that!) At this point, I was slightly nervous given the fact I had decided to pack all of them in one case.

I just waited for them to discuss everything, and then showed them the printed out rules from their website. They got someone that knew what they were doing, and I finally got the firearms checked. All told, it took probably an additional ten minutes, so it wasn't as bad as folks would lead you to believe.

Then, you have to take the firearms to the TSA area to be rechecked. The hardest part of getting through that area is they ask you tons of questions about the firearms. No, they aren't concerned; they just like looking at the really "cool" guns!

They don't get to see them everyday, and well, boys will be boys! And what is this Cowboy Action Shooting™, and you do what? Alas, another twenty minutes added onto the schedule.

Then you get to go through the screening process, but most of us have already been there so I won't bother with that, but as you can see, it all adds up, so give yourself the necessary time so you don't have to run!

If at all possible, try to fly directly into your location in Europe from the USA. It may not always be possible, but do not go into England, and try to avoid Amsterdam, but that information is available on each airlines website.

The biggest problem Toni Two Bits and El Rod had was switching planes in Europe. The other country or airport has no knowledge of the Match and no way of getting the information quickly, so you may have difficulty getting onto your next flight, but it's not impossible.

I met Lassiter and Miss Bonnie in Atlanta, and we flew directly into Milan's Malpensa Airport. Once we arrived, we picked up our luggage, and then had to go to the Policia for our firearms. Thankfully, we were meet by Tomboy Jeky, SASS #74072, and Ivan Bandito, SASS #74071, our translators. They were to pick us up, and transport us back to the range; however, they were much more valuable to us as translators as it turned out.

Did you ever noticed no matter where in the world you go, you always run into the one person that knows everything, and is going to make sure you know that they know? And, yes, we ran into him!

After many officers came through the Police area, and discussed, and looked at our firearms, we were told we could leave with our long guns, but not our short guns ... in other words,

we could take our rifle and shotgun, but the revolvers had to stay at the Police station, and we could pick them up when we left the country!

Apparently the man didn't understand, because when I told Tomboy Jeky to tell him my words exactly he puffed up like a puffer fish, and wasn't happy, but then neither was I. What did I say, "Ask the man if he has cots available because I'm not leaving this office until my short guns do!" And I meant it!

It's not that I distrust people, but I wouldn't leave my firearms in any airport Police station, ever! Chances are I might get them back, but if you leave them and they can't find them when you return, you have a less than zero chance of recovery, so it wasn't going to happen. Tomboy Jeky got on the phone to both Alessandro Pietta from Pietta Firearms, and Susanna Chiappa from Chiappa Firearms, and they faxed over the laws regarding firearms being brought into Italy.

It seems the problem was at the airport, and they have a funny rule specific to that area and not in the rest of Italy. Once we worked through that situation, we retrieved all of our firearms, and gleefully left the station. However, it did take a total of four hours, so be prepared to be patient, and specific, but do not become angry or abusive (even if you want to) as it doesn't help. Do be factual, to the point, and persistent.


As we travel back and forth to these other locations in the world and share factual information, it will benefit all of us. Europe is going to be increasing in the number of matches and shooters, so right now it's a learning game for all of us.

We want to share in the experiences of Europe, and the people, but need to get the rules of travel sorted out. I have no doubt the Cowboy Spirit will prevail as it has for all these years, and all of us will find a way. We now know what to carry in the way of rules when arriving at Malpensa, and I'm sure it will be available for us to download if and when we return to Italy.


I also found out four hundred rounds of my 38x149's weigh ten pounds fourteen ounces in the MTM boxes, and not one official was the least interested in what or how much ammunition I was carrying. However, the rules state you may only carry eleven pounds, and just because no one asked me, don't assume they won't check you.

So consider taking a European vacation and shooting with a brand new group of friends that are beyond enthusiastic. I have met and shared both the shooting experience with them as well as some fantastic food. They have invigorated me beyond my wildest dreams. Europe is waiting and ready to start another adventure with us, so come on along; it's going to be a great ride! 🐾

## Handlebar Doc Shooting Schools



**NEW SHOTGUN KNOCK-DOWN TARGET!!!**  
Shot at EOT, NE Regional,  
SW Regional and  
Mule Camp



**Shooting Schools**  
Private Lessons  
Group Schools  
One on One Via Video  
Focusing on your  
individual needs

[www.handlebardoc.com](http://www.handlebardoc.com)  
Handlebar Doc 903-732-5245 - Hunter@neto.com

## FINE HANDMADE WOODEN CARTRIDGE BOXES



LOADING BLOCKS · PISTOL CLEANING STANDS · BOOT JACKS  
OTHER FINE HANDMADE COWBOY ACCOUTREMENTS

### WOODEN WORKS WEST

SASS LIFE MEMBER


★ DUSTY LEVI'S ★  
PROPRIETOR

[WWW.WOODENWORKSWEST.COM](http://WWW.WOODENWORKSWEST.COM)



# WHAT'S THE CALL?

By Oracle, SASS #4854 Regulator,  
RO-III TG-The Bitter Creek Rangers



Oracle, SASS #4854, Regulator  
RO-III, TG (Un Retired)

Recently a fairly new member asked if 9mm and .45 ACP are legal calibers for Cowboy Action Shooting™. When I first started, you pretty well had your choice of a \$900 Colt or a \$250 Ruger Blackhawk in .44 Magnum or .357. You could get a little less recoil by using .44 Special or .38 Special in the Ruger, or purchasing a custom made cylinder for the Colt in

.45 ACP and use a full moon clip. Finding a rifle consisted of going to a Pawn Shop and getting a Winchester in .45 or a micro groove barrel Marlin in .44 Magnum. .44 Special ammo did not cycle through the Model '94's very well. Of course EMF was always available and very accommodating, thank goodness, with replica firearms from Italy available for a reasonable price. And, you could get them in Old West calibers of .38-40 and .44-40.

Back then you could have no external modifications (everyone knew what that meant), and that limited what you could do with a single action revolver ... increase the forcing cone from four to eleven degrees, polish the internal parts (or send it to a gunsmith) using toothpaste or polishing compound on the interior, and cutting coils off the hammer and trigger springs of a Ruger. To lighten the Colt

leaf springs was a little trickier. Brass for a .45 Colt was 25 cents each. You could go to a range and pick up .38 cases all day long for nothing, but there were just not that many single action .357's on the market. A .44 Magnum was still .44 Magnum. .32's were not authorized by SASS at that time. .32 Colt, .32 Short, .38 Colt, .38 S & W, .44 Russian, 44 American, etc. were simply difficult, if not impossible, to find.

Shotguns consisted of damascus barrel blackpowder guns or finding a Savage 310, which was rugged enough to stop rogue locomotives. 1887's were rare and expensive. 1897 Winchesters like I used in Viet Nam were available, but a lot of the parts were badly worn. Single barrels have never been popular, but are they legal?

As the "need for speed" fever spread like a plague, shooters became very inventive. Lighter bullets, smaller cal-

ibers, reduced powder charges, duplex loads, coil spring follower springs for a '73, and the like decreased stage speed from the mid 30's to less than 17 seconds using four firearms. I know those people who practice shoot faster than those who don't. I also know the person who practices cannot go the same speed and accuracy without the changes that have taken place since Cowboy Action Shooting™ started. When the .32's were ruled "not usable" (long time ago) I know one of the top shooters who took a .38, cut the case to .772, put a 90 grain .355 bullet (380), and pushed it out at about 700 fps. It had the recoil of a .22, but it is a Cowboy Action Shooting™ legal caliber (.38).

There is a lot more history, but I am only allowed limited space for this column. What I am trying to say is firearms selection and calibers are lim-

(Continued on next page)

## Buffalo Arms Company

Outfitters to the Old West

Attention Cowboy Action Shooters!

Loaded Ammo-  
Smokeless  
& Blackpowder

Holsters & Belts

Guns

Bullet Casting Supplies

Over 7,000 items  
World's Widest Selection Available

Serving Shooters  
Since 1990

Swiss & Schuetzen  
Black Powder

Classic Era  
Cartridge  
Boxes

Cowboy  
Clothing

1-208-263-6953 WWW.BUFFALOARMS.COM

M-F 8-4:30 PST Catalog \$5 660 Vermeer Court, Ponderay, ID 83852

# PEDERSOLI RIFLE HEADQUARTERS

## THE CHOICE OF CHAMPIONS!

**PREMIUM, MATCH GRADE BARRELS... UNBELIEVABLE ACCURACY!**

**LIGHTNING CARBINES & RIFLES**

**1874 SHARPS RIFLES**

**SPRINGFIELD TRAPDOOR RIFLES & CARBINES**

**"BILLY DIXON" RIFLES**

**STANDARD, PREMIUM AND DELUXE FINISHES**

AVAILABLE: 357, 44/40, 45 LC CALIBER  
20", 24", 26" BARREL

AVAILABLE: 45/70 CALIBER  
32" OCT BARREL

AVAILABLE: 45/70 CALIBER  
22" 26" OR 32" OCT BARREL

AVAILABLE: 45/70 CALIBER  
32" BARREL

**NOW AVAILABLE! 1857 GIBBS & 1859 BERDAN PERCUSSION RIFLES AND 1885 HI WALLS**

**ORDER DESK (800) 430-1310**

**E.M.F. Co., Inc.** Fax: 949-756-0133  
www.emf-company.com  
1900 E. Warner Ave., Suite 1-D, Santa Ana, California 92705




**CUSTOM HATS**  
 Historic • Cowboy • Victorian  
 Period Correct  
 Renovations & Repairs

**SUPERIOR REPUTATION**  
**WE MAKE WHAT YOU WANT**

**D BAR J**  
**HAT COMPANY**

702-430-0681  
 www.dbarjhats.net  
 email: dhatternan4287@hotmail.com

(Continued from previous page)  
 ited to your imagination. What you choose is up to you and how you choose to modify it depends on how much money you want to spend as long as you stay within the SASS rules. It is a sad fact some interpret the rules to suit their idea rather than what is written.  
 QUESTION 1 – Are 9mm and .45 ACP legal calibers? (NOT case length)  
 ANSWER 1 – SASS Shooters Handbook, Version J, Page 4, Barrels & Chambers  
 Page 9, 1st bullet, Revolver Calibers

Page 9, 4th bullet, Revolver Cylinders  
 QUESTION 2 – Are single barrel shotguns allowed?  
 ANSWER 2 – SASS Shooters Handbook, Page 10, Shotgun Requirements  
 QUESTION 3 – Is the “Red Hot Handgun” Ruger Super Blackhawk in .30 caliber carbine SASS Main Match pistol legal to use in Cowboy Action Shooting™?  
 ANSWER 3 – Same as ANSWER 1  
**LOOK IT UP!** Welcome to the hard call of a RO! 

**Competition Seating Die for Handgun & Straight Wall Rifle Cartridges**

**The Most Advanced Bullet Alignment Available!**

- UNIQUE SPRING LOADED SEATING STEM – guides the bullet all the way into the case while maintaining positive bullet-to-case alignment.
- ADJUSTABLE MICROMETER – simplifies setting, recording, and returning to a prior setting by simply “dialing it in”.
- PROGRESSIVE PRESS COMPATIBILITY – longer die body threads and oversize die mouth to ease bullet and case entry.



**Available For:** 9MM Luger, 38 Super Auto, 38 Spl/357 Mag, 40 S&W/10MM Auto, 41 Mag, 44 Spl/44 Mag, 45 ACP, 45 Colt/454 Casull.  
**Straight Wall Rifle Cartridges:** 38-40 Win, 38-55 Win, 40-65 Win, 44-40 Win, 45-70 Govt.  
**For more information and our catalog contact:**

**REDDING**  
 RELOADING EQUIPMENT

1089 Starr Road, Cortland, NY 13045  
 (607) 753-3331 • FAX (607) 756-8445  
 Visit our web site: [www.redding-reloading.com](http://www.redding-reloading.com)

# GET THE LEAD OUT

## WITH PRODUCTS FROM COMPETITION ELECTRONICS

### THE OFFICIAL CHRONOGRAPH OF S.A.S.S.

The ProChrono Digital has been chosen to certify loads for SASS events

Measures the velocity of your loads to verify their performance, a must when you need to shoot accurately! Accuracy- within 1%. Range of operation- 25 to 7000 ft/sec. Mounts on a camera tripod. 9 volt battery powered (not included). Review of shots, high, low, extreme spread, and standard deviation. Accessories available.  
 (part #CEI-3800) **\$119.95**



**EVIL ROY**  
 “The Pocket Pro is a must for a quality practice session.”



### POCKET PRO II SHOT TIMER

The advanced version of the original Pocket Pro is here in your choice of colors, blue or coyote tan! All the features of the original Pocket Pro PLUS date/ time. Lighted display. Multiple display configurations. Review of four shots on one display. (blue-part #CEI-4700, coyote tan-part #CEI-4705) **\$129.95**



### POCKET PRO SHOT TIMER

The original Pocket Pro is the official timer used by End of Trail. Instant or delay start tone. Settable stop tone. Low frequency buzzer. Large belt clip. 9 volt battery powered (not included). Adjustable sensitivity. (part #CEI-2800) **\$129.95**



### COMPETITION ELECTRONICS

has been dedicated to manufacturing affordable, quality shot timers and chronographs in the USA for over 25 years. Our shooting products are covered by a 2 year warranty. Fast, economical, and friendly service is just a phone call away.



**COMPETITION ELECTRONICS**

3469 Precision Dr.  
 Rockford, IL 61109  
 815-874-8001  
 Fax: 815-874-8181

**WWW.COMPETITIONELECTRONICS.COM**



# REPORT ON BIG LUBE™ BULLET TESTS

By Pukin Dog, SASS #55356

In the fall of 2008 I decided to perform a test of the popular Big Lube™ bullets for the .45 Colt to see if there was a benefit for a typical SASS match from the large amount of lube these bullets carry. There were four different bullets to test at the time. These included the PRS 250, JP200/45, EPPUG, and the DD ROA. Dick Dastardly, SASS #45219, a good friend of mine and the purveyor of all the Big Lube™ bullet molds, graciously gave me a number of EPPUG and DD ROA bullets to test, as I do not at present own these particular molds. Photo-1 shows the bullets with and without lube.

### The Bullets

The Pigeon Roost Slim 250 (developed by none other than Pigeon Roost Slim, SASS #36403, was one of the first Big Lube bullets to be designed (the .44 Mav Dutchman and the .38 SnakeBite are the other pioneers). The largest of the .45 rounds, it weighs in at 250 grains and packs a big punch. It's the round for the shooter who wants to use a historically authentic round for the .45 Colt in Cowboy Action.

The Johnson-Petersen (JP200/45) is a 200 grain bullet and was designed by Driftwood Johnson, SASS #38283, and Wild Bill Peterson, SASS #48420, for lighter recoil and to cut down on the amount of lead used in casting. In our game, there's no need to kill the targets, and this round allows for a much milder cartridge to be loaded. This round was designed for use in revolvers only as the OAL of the loaded cartridge may not work in some rifles without significant modification.

The El Paso Pete Ultra Gamer (EPPUG for short) is designed to emulate a .45 round ball with a weight of approximately 150 grains. Designed by the late Larry Johnson, SASS #55577, it was at first conceived as a bit of a joke (i.e., the Ultra Gamer name) to tweak a particular person who was a "historically authentic driven shooter!" After a number of shooters started to use the round however, they found it to be an excellent bullet for cartridges (especially for the Adirondack Jack, SASS #53440, .45 case – see photo-2) and for use with percussion revolvers. It is short enough to fit under most percussion rammers and actually works great if loaded upside down. Care needs to be taken, however, not to load too much powder in a .45 Long Colt case. 33gr of ffg will most likely push the round past the 1000 ft/sec standard. I always use Goex ffg with this round, and it's pushing close to 925 ft/sec. It's a laser!

The Dick Dastardly Ruger Old Army (DD ROA) is a 210-grain bullet designed to be used with the Ruger Old Army percussion revolver. I thought it would make a great cartridge bullet also and have loaded and shot it for several years now in both cartridge conversion guns and standard cartridge revolvers. It is not suitable for rifles, however, as it has a round nose that could potentially cause an AD if loaded.

### Testing Conditions

I tested all the bullets at Rotten Redeye Randy's, SASS #56781, farm in southern Wisconsin. We set up a board with two Outers 25 Yard Pistol Slowfire targets set at 25 feet from



Big Lube Bullets tested for SASS match effectiveness ... from left to right are the EPPUG, DDROA, JP200/45, and PRS 250.



El Paso Pete Ultra Gamer bullet loaded in special shortened .45 caliber brass. The name is well-suited to the round!

the firing position. This distance was used, as it is fairly typical of the 7-10 yards SASS revolver target convention. I used an ordinary solid wood picnic table with a couple of sandbags for the controlled shots. Obviously, this is not a highly technical test with Ransom rests, just me aiming carefully off a sandbag on a good solid stand. For each round, I loaded 32 grains of Goex ffg powder, which allowed between 1/16 and 1/8 inch compression for each bullet. The revolvers I used were an Uberti Cimarron model P 1873 SAA clone and an Uberti 1875 Remington Outlaw clone. I shot 25 rounds out of each revolver (50 bullets of each type overall) to simulate a normal five-stage match. The first five-round cylinder was fired at the left Outers target paper from the picnic bench. Then, I loaded three cylinders of five

rounds each and did a normal Cowboy Action Shooting™ speed shoot at a paper plate set at the same distance, mainly to foul up the cylinders and barrels of the revolvers. The last five-round cylinder was shot at the right Outers target paper from the picnic bench with carefully aimed shots. In between all firing I gave the revolvers about five minutes to cool back down to a reasonable temperature.

### The Results

After measuring all of the results, I put them into the following table for review. I had a couple of flyers in the results and put that into the notes section.

As you can see, in most cases the first grouping and the last grouping (Continued on next page)



The Big Lube bullets do just what they were intended to do ... maintain accuracy throughout a cowboy match!



Gun	Bullet	1 <sup>st</sup> Group	Last Group	Difference	Notes
1873 SAA	EPPUG	2.75"	2.5"	-.25"	
1875 Outlaw	EPPUG	2.25"	3"	+.75"	
1873 SAA	JP200/45	3"	*3.75"	+.75"	*2.25" w/o flyer -.75" diff
1875 Outlaw	JP200/45	2.75"	2.25"	-.50"	
1873 SAA	DD ROA	2.25"	2.5"	+.25"	
1875 Outlaw	DD ROA	1.75"	3.75"	+2.00"	
1873 SAA	PRS 250	3.5"	2.125"	-1.375"	
1875 Outlaw	PRS 250	*4.125"	2.25"	-1.875"	*1.25" w/o flyer +1.00" diff
		Average	Average	Average	
		2.80"	2.77"	-.03"	



Finest Quality  
Holsters and Belts

Since 1889

**EL PASO SADDLERY CO.**

Why buy a reproduction, when you can get the real thing?

**HAND CARVED CHEYENNE RIG**

Our classic variation of the rig made by F.A. Menez in Cheyenne, Wyoming during the 1880's and 1890's

- lined holster
- holster frames hand sewn toe plug
- 3" wide moneybelt
- full loops standard

*Available for Colts, Colt Clones, Vipers and Blackhawks*

**Holster and Belt \$425**  
**2 Holsters and Belt \$585**



**#44 OUTFIT**

The half-breed holster and rough out moneybelt we made for John Wayne for use in the "Shootist".

- lined holster (lined using "roll over" method for easy reholstering)
- open muzzle and hammer chong standard (leg thong on request)
- 2 1/2" wide roughout moneybelt
- crossdraw available

*Available for most Single Actions and Double Actions (3" or 7 1/2" barrels)*

**Holster and Belt \$190**  
**2 Holsters and Belt \$265**



**RIO GRANDE RIG**

Our "no frills" frontier reproduction, designed for the cowboy action shooter anxious to make an impact.

- 2 3/4" wide cartridge belt
- 24 loops centered (.44-.45 or .38-.357)
- crossdraw available

*Available for Colts, Colt Clones, and Vipers.*

**Holster and Belt \$155**  
**2 Holsters and Belt \$225**



Telephone orders: (915) 544-2233 • Fax (915) 544-2535  
2025 E. Yandell • El Paso, Texas 79903  
*\*we accept all major credit cards.*

Full color catalog \$5.00 *Made in Texas with Premium Grade Saddle Leather.*

# THE TRAVELER HOOLIGAN WAGON COWBOY GUN CART

**\$269.95 +S/H**

Call for S/H charge

Phone 931-723-7896

EMAIL  
papadave17266@att.net

**ASSEMBLES IN MINUTES WEIGHS 17 lbs**  
**WILL FIT A DUFFEL BAG 27" X 15" X 10"**  
**REMOVABLE AMMO BOX, WHEELS, FOLD DOWN HANDLE**  
**WILL CARRY 4 LONG GUNS**



**BAIKAL & REMINGTON SPR 220**  
DOUBLE BARREL  
**THE STAY OPEN FIX \$24.95**  
David Buschi  
952 Williams Road  
Manchester, TN 37365  
E-MAIL OR SEND Name Address, Phone  
**I WILL SEND YOU A SET OF  
REDESIGNED COCKING LEVERS**  
If they do not perform to your satisfaction  
return levers for **FULL REFUND**

**GUN CART**  
Fabricated from  
Black Seaboard, Leather, ALUMINUM  
STAINLESS STEEL

Disassemble, placed in your car

Individual leather long gun tie in snaps  
allowing removal of one gun at a time

Finished Powder Coat Mesa Tan

(Continued from previous page)

are not all that different. The overall difference was .03 inches between the first and last groupings, virtually insignificant. For the majority of bullets the difference was less than one inch between the first shots and the last shots for the various combinations. I experienced minimal binding of the cylinder over the course of firing with both revolvers. Of the two, the SAA handled the binding better, but in either case, it was of no significant overall affect and would no difference during a typical SASS match. Photos 3 and 4 show both a first firing and last for comparison.

**Conclusion**


The Big Lube™ bullets do what the inventors intended; they carry enough lube to keep the average revolver accurate enough to get through a normal five stage Cowboy Action Shooting™ match without having to clean the barrels or cylinders during the match. I have shot six stages with many of these bullets and can attest they are still accurate enough at Cowboy Action Shooting™ ranges to perform adequately for the average shooter. Beyond six stages, however, it would be prudent to do a cursory cleaning of the cylinder, base pin, and barrel.

CATHEDRAL BOOTS



**\* CALVARY \* OFFICER**






**CABOOT'S**  
• C O M

Authentic Period Footwear

Visit or call us  
at (915) 544 1855

# WORLD CHAMPS 9 YEARS IN A ROW!



**2009 & 2003**

**BADLANDS BEN**  
Benjamin Hampton  
Lampasas, Texas  
SASS 24747  
**World Champion SASS Shooter**  
- Derringer -

"For accuracy, control & quality workmanship, Bond beats them all."

<b>2007</b>	<b>2007</b>	<b>2006</b> <small>2005 2008</small>	<b>2004</b>	<b>2001</b>	<b>2000</b>
<b>TWIN</b> Jeffrey Willis Burlington, West Virginia SASS 8953 <b>World Champion SASS Shooter</b> - Derringer -	<b>Bama Belle</b> Joni Dupree Providence, Louisiana SASS 8673 <b>197 Ladies Frontier Cartridge Bullet Champion</b> - Derringer -	<b>SHALAKO</b> Joseph Hampton Lampasas, Texas SASS 24746 <b>World Champion SASS Shooter</b> - Derringer & Bond -	<b>WAGON BOSS</b> Eddie Abraham Canadian, Texas SASS 29429 <b>World Champion SASS Shooter</b> - Derringer -	<b>TEQUILA</b> Richard Young Flattonia, Texas SASS 7973 <b>World Champion SASS Shooter</b> - Derringer -	<b>SHADRACH</b> Rocky Sherrill Fort Worth, Texas SASS 8799 <b>World Champion SASS Shooter</b> - Derringer -
"In complete with the best, you must shoot the best! Bond, the Bulls Roar of derringers."	"Diamonds are nice. But a Bond is better!"	"SPEED, RELIABILITY & LOW RECOIL make shooting the Bond a winning combination."	"A Bond derringer & a royal flush... They can't be beat."	"When you have the Need for Speed - Bond Delivers"	"The best performers are made with the best derringer... Bond."

**The Finest in Double Barrel Protection.**

**BOND ARMS** [www.bondarms.com](http://www.bondarms.com)  
817-573-4445 • Granbury, Texas



# MAKING A "TOO DANG" TARGET

By Delaware Coop, SASS #69691

When I was a boy I loved to watch my cowboy heroes on TV, and I rarely missed Hoppy, Gene, Roy, or the Lone Ranger. Their behavior on their shows reinforced my parents' teachings about honesty, justice, and honor. Their examples of courage, bravery, and fairness were perfect for every American boy to emulate. In a fight, when they knocked the bad guy down, they would wait for him to get up and never hit someone when they were down. And, when the need arose for them to use their guns and a warning shot would not suffice, they would shoot the bad guy's hat off his head or the gun from his hand.

After I started shooting Cowboy Action about four years ago, I thought it would be fun to have a target where you would shoot the guns out of its hands and its hat off its head. So back in October 2007, I spoke with Too Dang Frank, SASS #31985, the co-founder of the Eas'dern Shore Renegades Cowboy Action Shooting™ club. I told him about my idea for a target. He was enthusiastic about the prospect and thought it would increase the fun at our shoots to have a target like that.

With Frank's encouragement I decided to put my idea down on



paper and drew up some plans. After I had some sketches of the target, I took them to the other co-founder and match director of the Renegades, Slash Eight. Slash looked over my drawings and told me to bring them over to his house where he had a welding shop set up, and we could make my dream target into a reality. While we were cutting the steel, Slash thought it would be better if we could reset the target without having to go down range and slowing down the match. So, we hinged the hat and guns and devised a resetting mechanism that

operated with one pull of a rope. We have had the target in operation since June 2008, and it has worked flawlessly since its debut.

Sadly, Too Dang Frank passed away in March of 2008 (see obit 6/08 Cowboy Chronicle) before Slash Eight and I finished construction. Because Frank had many of the same qualities as our cowboy heroes, we named the target "Too Dang Frank" to honor him. Frank



shot Gunfighter and had a center crease in the crown of his hat, and so does his target. We know he would have loved it.

Every shooter that has encountered our Too Dang Frank target has complemented Slash Eight and me on its construction and the level of fun it has added to the shoot. Of course, we have gotten some comments like "aw, now I have to aim," and "I remember Frank's guns were bigger than that," but most just say, "I love that target!"

VISIT THE SASS WEB SITE AT [WWW.SASSNET.COM](http://WWW.SASSNET.COM)

**Mustang Woodcrafters**  
Easy Fold-n-Fit technology makes travelling with your cart a BREEZE -

- Complete with Ammo box
- Padded rails & base to protect your gun
- Durable and built to last; yet light-weight
- Seat belt your cart in the passenger seat or put it in the trunk
- No loose nuts or bolts
- Custom designed and handmade in Troy, Ohio USA
- Sturdy 16 inch wire wheels; great for rough terrain

Visit us at [MustangWoodcrafters.com](http://MustangWoodcrafters.com) or for more info, call 937-524-6656.

**Alloy Steel Targets Built to Last**

For Shapes & Prices See:  
[www.ArntzenTargets.com](http://www.ArntzenTargets.com)  
800-821-3475



Morning Dove, SASS #7889

# COWBOY MOUNTED SHOOTING Choose Your Guns!


By Morning Dove, SASS #7889



Bottom to top: 3-1/2" AWA, 4-3/4" Taylors Firearms, 5-1/2" Colt 3rd Gen.



Sierrita Slim with Colts in Ken Lane Saddlery Rig.



Morning Dove with her Ken Lane Saddlery rig, Taylors & Company revolvers, and crazyhorsewest.com custom hat.

Does galloping around an arena as fast as your trusty horse can carry you with the reins in one hand and a pistol in the other, firing at balloons as you go sound like fun? Well I can sure tell you it is, and there's just nothing like it on earth! To give it a try you can borrow someone's Mounted Shooting horse and pistols once or twice, really! The people who play this game are some of

the nicest, friendliest people around, and they like seeing the way a new shooter's face lights up when they finish their first stage on horseback.

But, if you want to continue with Cowboy Mounted Shooting on a regu-

lar basis, you'll need your own pistols and gun belt. You will need a pair of caliber .45 Colt, Single Action Army type revolvers. There are several types and styles to choose from, and

manufacturers, too. Varying grip shapes and barrel lengths are the easiest differences to see. In this arti-  
(Continued on page 58)

BECOME A MEMBER TODAY

RIDE— SHOOT— WIN \$\$\$

2009 SHOOT DATES

JUNE 28TH — MSA JACKPOT AT END OF TRAIL

AUGUST 15TH AND 16TH - MSA NATIONALS — EAGLE, CO

SEPTEMBER 25TH—27TH - MSA WORLD CHAMPIONSHIP — LAUGHLIN, NV

2009 MEMBERSHIP FEES:

SINGLE \$55/YR - FAMILY \$85/YR - LIFETIME \$250

MAIL MEMBERSHIP TO MSA 1448 14 RD. LOMA, CO 81524

NAME \_\_\_\_\_

ALIAS \_\_\_\_\_

SASS # \_\_\_\_\_

CLASS \_\_\_\_\_

ADDRESS \_\_\_\_\_

CITY \_\_\_\_\_

STATE \_\_\_\_\_ ZIP \_\_\_\_\_

PHONE \_\_\_\_\_

E-MAIL \_\_\_\_\_



Go to [www.newmsa.com](http://www.newmsa.com) for information or call (970) 241-0273

## SASS MOUNTED SHOOTERS

★★★ COMING SOON ★★★

- WWII "Pony Express" Revolver, Stainless Steel 45 LC 3 1/2" BBL
- Designed By A Mounted Shooter For Mounted Shooting Competition!
- Choice Of "Turned Down" Or Bisley Style Hammer


### GREAT WESTERN II "PONY EXPRESS" REVOLVERS



CHECKERED WALNUT EXPRESS GRIPS

CHECKERED WALNUT STANDARD GRIPS

### HARTFORD MODEL 1892 CARBINE



45 LC, 16" BARREL LENGTH  
STAINLESS STEEL FRAME & BARREL

ORDER DESK (800) 430-1310



**E.M.F. Co., Inc.**

Fax: 949-756-0133

[www.emf-company.com](http://www.emf-company.com)

1900 E. Warner Ave., Suite 1-D, Santa Ana, California 92705



## SCHOLARSHIP RECIPIENT

### Shifty Jack, SASS Life #65353 aka Seth Smith

By Justice Lily Kate, SASS #1000

**Kennewick, WA** – Shifty Jack is proud to call the Rattlesnake Gulch Rangers located in Benton City, WA as his home club and depends a lot on his “weekend parents,” Crisco, aka Mike Ensminger, SASS #3631, and Ricochet Robbie, aka Roberta Ensminger, SASS #8775. He is the son of Paul and Connie Smith, aka Wooden Nickel Will, SASS #71004, and E For Short, SASS #65352, respectively. Although he has not gotten his parents to shoot with him yet, he stills hopes to do so. He says Crisco and Ricochet Robbie have “hailed me to numerous matches over the past three years.” His Mom, Connie, travels to distant matches with him and her support has been great.



Washington State University Tri-Cities is Shifty Jack’s choice to pursue a Business Degree, and after finishing WSU, he plans to pursue a law degree and practice corporate law. He is proud of his continuing education and finally “knowing what I want to pursue for a career.”

where he is at this point, and what he has to look forward to in the future. He is also proud to be a part of SASS/Cowboy Action Shooting™ and says his parents have been the most influential people in his life, along with his Aunt Doris and Uncle Paul, his Nan and Papa, and numerous Cowboy Action Shooters.

Shifty Jack was chosen twice to travel as a Student Ambassador to France, Italy, Spain, and Australia and is proud of his life in general, and is proud of his life in general, With Shifty Jack’s experience as a Student Ambassador, it sounds like he will be a great Ambassador for SASS/Cowboy Action Shooting™. Good luck with your future endeavors. 🤠

## SCHOLARSHIP RECIPIENT

### Smilin’ Matt Hatfield, SASS #39735 aka Matthew W. Palmer

By Justice Lily Kate, SASS #1000

**Bend, OR** – Cowboy Action Shooting™ has been a very positive and competitive activity for Smilin’ Matt Hatfield’s entire family. “When we are all there, we have three generations of shooters and that just makes it extra special. I have met some pretty awesome Cowboy Action Shooters and made some life-long friends. That’s what this sport is all about! I am thrilled and honored to receive scholarships from SASS!” Matt is so proud of his family and all they share and do together. “It is always family first with us, and that includes our fellow shooters!”



The three generations of Matt’s family include dad, Whisperin’ Wade,

## SCHOLARSHIP RECIPIENT

### Studley Doright, SASS #50482 aka Samuel J. Tunnell

By Justice Lily Kate, SASS #1000

**Foristell, MO** – Studley Doright attends Lindenwood University and is pursuing a degree in Christian Ministry Studies with emphasis on youth and counseling. His plans include working as a Youth Minister with middle and high school students. He says the SASS Scholarship grant “will help me attain this goal and will hopefully help me avoid any student loans, as I am currently debt free.” He hopes to work full time in a ministry setting helping middle and high school students because “I believe the world we live in is a “hairy” place, and kids need all the support they can get.”



The most influential people in Studley’s life have been his father, One Eyed Pete, aka Ken Tunnell, SASS #50481, who taught “by example what it means to live genuinely, and to love your wife with all your heart.” The Reverend Dr. Steve House, his advisor at school, taught him what it means to live humbly and not be engrossed in self. And Eric Farmer, the Youth Pastor for whom Studley works, has taught him what it looks like “to genuinely care about the students entrusted to you as a leader.”

Studley says Cowboy Action Shooting™ has impacted his family in many ways. “On the one hand, it has eaten all of our Saturday and Sunday mornings/afternoons, and cost a lot of money in ammo with five people shooting 100+ rounds, but on the other hand, it has been

an amazing time to bond with my brothers and dad. We set aside specific times to hang out and simply be with each other.” His brothers include Jonas Ender, aka Cliff Tunnell, SASS #78214, F.A. Lightning, aka Garrett Tunnell, SASS #72786, and F.T. Lightning, aka Luke Tunnell, SASS #78215. And of course, we couldn’t forget his Mom, Wendy, aka Wendy Tunnell, SASS #78213. They shoot with the Arnold Pistol and Rifle Club out of Arnold, MO. Now THAT’S a shooting family!!

The one thing Studley is most proud of in his life “is the blessing I’ve been given in my education. I’ve been given an opportunity that most guys my age ... worldwide ... will never get. An education at a real University is a blessing ... Period!!” 🤠

aka M. Wade Palmer, SASS #36209; mom, Arctic Annie, aka Teresa Palmer, SASS #37265; brother, Shifty McCoy, aka Michael Palmer, SASS #39734; and his grandfather, The Legend, aka Gary Palmer, SASS #36069, to round out the three generations of shooters. He says his family, friends, and fellow Cowboy Action Shooters have “all shared life-long lessons for me to draw on.” The Horseridge Pistoleros out of Bend, Oregon is his home club.

Matt plans to attend Salem, Oregon’s Chemeteka Community College where he will pursue a Business Degree with emphasis on being a Fire Fighter and EMT. While there, he will be part of a college baseball program on scholarship and hopes to play as long as he can.

Good luck to Smilin’ Matt Hatfield as he continues to play “America’s favorite sport” and pursues his Business Degree. SASS wishes you the best. 🤠

VISIT THE SASS WEB SITE AT WWW.SASSNET.COM

**WORLD CHAMPIONSHIP OF COWBOY ACTION SHOOTING  
AND WILD WEST JUBILEE**



**28TH ANNUAL**

FOUNDERS RANCH • NEW MEXICO

**JUNE 22ND-28TH, 2009**



DEDICATED TO

**THE WILD  
BUNCH**

[www.sassnet.com](http://www.sassnet.com)



# WORLD CHAMPIONSHIP OF COWBOY ACTION SHOOTING

## 12 STAGE MAIN MATCH THURSDAY - SATURDAY

MAIN MATCH AWARDS ON SATURDAY NIGHT

### YOU'LL SHOOT 4 STAGES PER DAY

- ★ Side Matches, All You Can Shoot - \$20.00 ★
- ★ Team Events During Main Match ★
- ★ High Noon Shootout Continues ★
- ★ Master Gunfighter and Team Matches on Sunday ★

### WARM UP MATCHES - ACTION & MOUNTED

MONDAY AND TUESDAY - \$40.00

### THE WORLD CHAMPIONSHIP OF SASS MOUNTED SHOOTING

### CONVENTIONEERS WELCOME!

\$55 for 5 Full Days

- Conventioneers can participate in all END of TRAIL activities except the main shooting competition and side events
- Conventioneer only activities and events include a Special Conventioneer shooting bay all week long
- Cowboy bag of goodies
- Day parking
- Conventioneer badge and lapel pin
- Invited to attend all evening events

### 40TH ANNIVERSARY OF THE WILD BUNCH!

### ENTERTAINMENT!



28TH ANNUAL

FOUNDERS RANGING

# JUNE 22ND



DEDICATED

# THE WILD BUNCH



[www.sass.com](http://www.sass.com)

# COWBOY ACTION SHOOTING AND WILD WEST JUBILEE

## 12 STAGE WILD BUNCH MATCH MONDAY AND TUESDAY

### 6 STAGE MOUNTED MAIN MATCH

Stages based on the movie "The Wild Bunch"



EL PASO • NEW MEXICO

# 6-28TH, 2009

### SASS UNIVERSITY

**COWBOY ACTION SHOOTING SEMINARS AND CLINICS**  
*With Cowboy Action Shooting's Most Knowledgeable Experts*  
Action Shooting Clinics/SASS RO, ROII Safety Courses, Mounted Shooting Clinics, SASS MROI and MROII Safety Clinics

### COSTUME CONTESTS

**DAYTIME COSTUME CONTESTS:** Shooting Costumes, Juniors, Gun Carts, Sutler Display, Conventioneers  
**EVENING CONTESTS:** Soiled Dove/Parlor House Madams, Best Dressed Men's & Ladies, B Western/Silver Screen, Couples, & Military

### THE BELLE UNION SALOON & GAMING EMPORIUM

Bigger and better than ever ★ Continuous live entertainment  
Try your luck on the illustrious gaming tables

### SUTLERS, VENDORS & DRUMMERS

**MORE THAN 100 BOOTHS OF MERCHANDISE AND SERVICES!**  
END of TRAIL brings you one of the Nation's most complete Old West Markets. It's all gonna be here! You can get new duds and check out the latest new "Shootin Irons" from the major Cowboy Firearms manufacturers. There's Food Galore! Tri-Tip, Sausage, Roasted Corn and much more from the many different food vendors. If you can't get it at END of TRAIL, it can't be got!

ATTENDED TO  
**WILD BUNCH**

www.endoftrail.com



### PROCEEDS BENEFIT

SASS Scholarship Foundation and SASS Museum

# END of TRAIL 2009 ~ OFFICIAL ENTRY FORM

## JUNE 22ND-28TH, 2009

**SIGN UP ONLINE TODAY AT [WWW.SASSNET.COM](http://WWW.SASSNET.COM)**

### BUNKHOUSES

**MORIARTY 15 MILES EAST** — DAYS INN, (505) 832-4457 • ECONO LODGE, (505) 832-4457 • HOLIDAY INN EXPRESS, (505) 832-5000 • SUPER 8 MOTEL, (505) 832-6730 • LUXURY INN MORIARTY • LARIAT MOTEL, (505) 832-4351 • PONDEROSA MOTEL, (505) 832-4404 • LAZY J MOTEL, (505) 832-6196 • SUNSET MOTEL, (505) 832-4234

**ALBUQUERQUE 15 MILES WEST** — BEST WESTERN, (505) 298-7426 • COMFORT INN, (505) 294-1800 • DAYS INN, (505) 294-3297 • ECONO LODGE, (505) 292-7600 • MOTEL 6, (505) 294-4600 • TRAVELODGE, (505) 292-4878

### CAMPING FACILITIES

Camping is available for RVs and tents. No hook-ups, but chemical toilets are available. Camping is restricted to one RV or one tent and one car per site. Day parking for shooters is provided in a separate, adjacent area.

### FOOD & DRINK & GRUB

Breakfast, Lunch and Dinner is provided at a reasonable cost from an excellent array of Food Vendors all five days. END of TRAIL is a BYOB event. Dinner available from END of TRAIL Vendors. You pay direct to Vendors at END of TRAIL. No one is permitted to wear firearms where alcohol is present. This rule will be strictly enforced.

### DIRECTIONS TO FOUNDERS RANCH EDGEWOOD, NEW MEXICO

1. Head east on Interstate 40 from Albuquerque
2. Exit 181-Sedillo Hill Road
3. Turn Left (east) on Old Route 66 (Hwy 333)
4. Turn Right on Highway 217
5. Drive approximately 5 miles and turn left at Juan Tomas Rd
6. Turn Left on Barton Road and follow to main entry gate



Mail entry payment and other fees with completed Entry Form. END of TRAIL will be held rain or shine June 22nd-28th, 2009. Entry Deadline is May 29th, 2009. Refund requests must be received prior to May 29th, 2009 and are subject to a \$25.00 processing fee. No refunds will be made for requests after May 29th. A warm-up match is scheduled for Monday and Tuesday, June 22nd and 23rd. Shooter's packets must be picked up prior to the shooter's meeting on Thursday, June 25th. END of TRAIL is an Invitational event, SASS reserves the right to refuse entry to anyone.

STREET ADDRESS: \_\_\_\_\_

CITY: \_\_\_\_\_ STATE: \_\_\_\_\_ ZIP: \_\_\_\_\_

COUNTRY: \_\_\_\_\_ HOME PHONE: \_\_\_\_\_ CELL PHONE: \_\_\_\_\_

### REGISTRATION & ENTRY FEES

	FIRST ENTRY	SPOUSE ENTRY
<b>ACTION SHOOTING</b> MAIN MATCH FEE	\$200.00	\$180.00
<b>WILD BUNCH</b> MATCH AS MAIN MATCH FEE	\$200.00	\$180.00
<b>MOUNTED SHOOTING</b> MAIN MATCH FEE	\$200.00	\$180.00
* <b>WARM-UP</b> MATCH FEE ..... NO. _____ X ..... \$40.00	\$40.00	\$40.00

Separate entry fees apply for each warm-up match. Check all that you are registering for:

Monday Action AM Warm-Up     Monday Action PM Warm-Up  
 Tuesday Action AM Warm-Up     Tuesday Mounted Warm-Up

\***WILD BUNCH** MATCH ..... NO. \_\_\_\_\_ X ..... \$75.00    \$75.00    \$75.00  
 \* *Warm-Up Match and Wild Bunch Match: Must be a registered Action or Mounted Shooter/No Conventioneers*

### IN ADDITION TO MAIN MATCH

BUCKAROO(13).....NO. _____ X ..... \$50.00	\$50.00	\$ _____
JUNIOR(14-16).....NO. _____ X ..... \$50.00	\$50.00	\$ _____
YOUNG ADULT(17-20) .....NO. _____ X ..... \$75.00	\$75.00	\$ _____
CONVENTIONEER .....NO. _____ X ..... \$55.00	\$55.00	\$55.00
GUEST BADGE (Spouse of registrant only)..... \$35.00	\$ _____	\$35.00
CAMPING FEE: <input type="checkbox"/> RV <input type="checkbox"/> TENT RV Length: _____ \$50.00	\$ _____	\$ _____
SIDE MATCHES: (All you can Shoot - \$20.00)..... \$20.00	\$ _____	\$ _____
Visit <a href="http://www.sassnet.com">www.sassnet.com</a> for a list of side matches		
<b>TOTAL FEES ENCLOSED</b>	\$ _____	\$ _____

### METHOD OF PAYMENT

Personal Check     Money Order     VISA     MasterCard     American Express     Discover

Card Number \_\_\_\_\_ Expiration Date \_\_\_\_\_

Card Holder's Signature \_\_\_\_\_

**Make Checks Payable to END of TRAIL and Send To:**

**SASS • 215 Cowboy Way • Edgewood, New Mexico • 87015**  
**(714) 694-1800 • Fax (714) 694-1815 • [www.sassnet.com](http://www.sassnet.com)**

### FIRST ENTRANT:

ALIAS \_\_\_\_\_

REAL NAME \_\_\_\_\_

### SASS NUMBER (Required)

- COWBOY  COWGIRL  WRANGLER (36+)  LADY WRANGLER (36+)  DUELIST  LADY DUELIST  
 SENIOR DUELIST  FRONTIERSMAN  FRONTIER CARTRIDGE  LADY FRONTIER CARTRIDGE  
 FRONTIER CARTRIDGE DUELIST  49ER  LADY 49ER  LADY FRONTIER CARTRIDGE DUELIST  
 GUNFIGHTER  LADY GUNFIGHTER  SENIOR GUNFIGHTER  CLASSIC COWBOY  CLASSIC COWGIRL  
 JR BOY(12-16)  JR GIRL(12-16)  SENIOR (60+)  LADY SR( 60+)  ELDER STATESMAN (70+)  
 GRAND DAME (70+)  SILVER SR (65+)  LADY SILVER SR (65+)  "B"WSTRN  LADY "B" WSTRN  
 MNTD DIV# \_\_\_\_\_  LADY MNTD DIV# \_\_\_\_\_  JR MNTD DIV# \_\_\_\_\_  PIONEER CART  COMBINED CART  SR LIMITED MNTD  LADY SR LIMITED MNTD  SR OPEN MNTD  LADY SR OPEN MNTD

SPOUSE: (For \$35 Guest Badge check this box

ALIAS \_\_\_\_\_

REAL NAME \_\_\_\_\_

### SASS NUMBER (Required)

- COWBOY  COWGIRL  WRANGLER (36+)  LADY WRANGLER (36+)  DUELIST  LADY DUELIST  
 SENIOR DUELIST  FRONTIERSMAN  FRONTIER CARTRIDGE  LADY FRONTIER CARTRIDGE  
 FRONTIER CARTRIDGE DUELIST  49ER  LADY 49ER  LADY FRONTIER CARTRIDGE DUELIST  
 GUNFIGHTER  LADY GUNFIGHTER  SENIOR GUNFIGHTER  CLASSIC COWBOY  CLASSIC COWGIRL  
 JR BOY(12-16)  JR GIRL(12-16)  SENIOR (60+)  LADY SR( 60+)  ELDER STATESMAN (70+)  
 GRAND DAME (70+)  SILVER SR (65+)  LADY SILVER SR (65+)  "B"WSTRN  LADY "B" WSTRN  
 MNTD DIV# \_\_\_\_\_  LADY MNTD DIV# \_\_\_\_\_  JR MNTD DIV# \_\_\_\_\_  PIONEER CART  COMBINED CART  SR LIMITED MNTD  LADY SR LIMITED MNTD  SR OPEN MNTD  LADY SR OPEN MNTD

### FIRST FAMILY ENTRANT:

ALIAS \_\_\_\_\_

REAL NAME \_\_\_\_\_

### SASS NUMBER (Required)

- COWBOY  COWGIRL  WRANGLER (36+)  LADY WRANGLER (36+)  DUELIST  LADY DUELIST  
 SENIOR DUELIST  FRONTIERSMAN  FRONTIER CARTRIDGE  LADY FRONTIER CARTRIDGE  
 FRONTIER CARTRIDGE DUELIST  49ER  LADY 49ER  LADY FRONTIER CARTRIDGE DUELIST  
 GUNFIGHTER  LADY GUNFIGHTER  SENIOR GUNFIGHTER  CLASSIC COWBOY  CLASSIC COWGIRL  
 JR BOY(12-16)  JR GIRL(12-16)  SENIOR (60+)  LADY SR( 60+)  ELDER STATESMAN (70+)  
 GRAND DAME (70+)  SILVER SR (65+)  LADY SILVER SR (65+)  "B"WSTRN  LADY "B" WSTRN  
 MNTD DIV# \_\_\_\_\_  LADY MNTD DIV# \_\_\_\_\_  JR MNTD DIV# \_\_\_\_\_  PIONEER CART  COMBINED CART  SR LIMITED MNTD  LADY SR LIMITED MNTD  SR OPEN MNTD  LADY SR OPEN MNTD

*END of TRAIL is a match for experienced shooters.*





# KINCADE'S BLOOD

By Michael "Kinkade" Chandler, SASS #79985  
 Reviewed by Sgt. Shuster, SASS #60835

**K**inkade first appeared in the SASS Wire Saloon and now that long awaited hard-riding, hard-fighting western champion is finally in a form you can put on your bookshelf. Michael Chandler, of Glenwood Springs, Colorado, whose alias is Kinkade, SASS #79985, has met the challenge of the classic Western writers who have gone before him. You'll travel with Kinkade from Arizona to Montana and back, and even as the mystery of "Kinkade's Blood" unfolds, you'll still be surprised in the last few chapters.

"Kinkade's Blood" features truly heroic heroes, the most villainous of villains, and the strongest of frontier women. The fiercest Indians, too. Plus

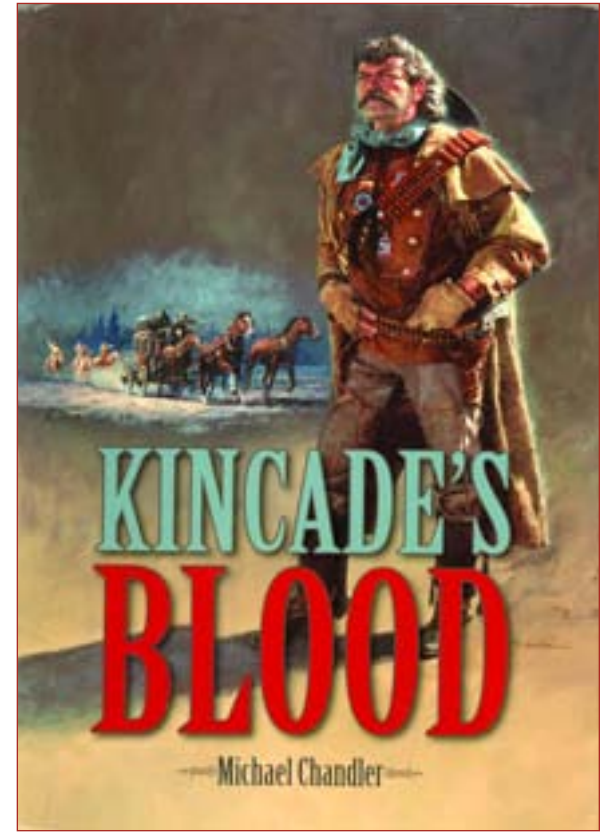
loyal horses, frisky cattle, and everything else you would expect in a well-honed classic western novel. Chandler's knowledge of the natural features and characteristics of the western landscape combined with his knowledge of the society and culture of the Old West puts the reader right into the heart and soul of the story. "Kinkade's Blood" is a must-read for every western adventure novel reader and will someday make a great movie. This reader's only question to Michael "Kinkade" Chandler is, "When is the next Kinkade novel coming out?"

Michael Chandler is an award winning advertising writer and an international

author whose best-selling book, "Dreamweaving ... The Secret to Overwhelming your Business Competition" has also been published in Southeast Asia and Indonesia. Chandler's western adventure novel, "Kinkade's Blood," is his newest book. His other books include "The Littlest Cowboy's Christmas" with John Denver.

"Kinkade's Blood" is published by Pelican Publishing Company, and Chandler's books are available globally through amazon.com.

(Sgt. Shuster, SASS #60835, is a historian, the founder of the Lincoln County Regulators in Ruidoso, New Mexico, and the proprietor of Kona Cowboy Coffee Company.)



**"Michael is as good as Zane Grey..."**  
 - Pelican Publishing Reader's Review

**An adventure as exciting as 'Shane', 'High Noon' and 'Tombstone'**  
 Buy it NOW at [www.amazon.com](http://www.amazon.com)!

**New!**  
 From The SASS Mercantile...

**DVD VIDEO**

**HOW TO SPIN TOY GUNS**

Hotshot's Gunslinger School, How To Spin Toy Guns This fun and instructional video for kids and adults shows and explains how to perform over twenty gun tricks in detail. It features a cap-gun safety lesson, two mini-movies, a special action-packed stunt-filled shoot out, original music, hilarious out takes and more. This is gun spinning made fun. If you ever wanted to be a gun spinner, this is the one for you.

**\$19.95**

Order Yours Today  
**Call: 1-877-411-SASS**  
 Or order online at [www.sassnet.com](http://www.sassnet.com)

www.texasjacks.com



## Percussion firearms Available online!

These and many more!



1851 Navy Oval T/G  
7 1/2" .36 cal.  
\$269.95

Leech & Rigdon  
7 1/2" .36 cal.  
\$279.00

1860 Army Cut for stock  
8" .44 cal.  
\$279.95

Colt Pocket Model  
4 1/2" .31 cal.  
\$269.95

1858 Remington Army  
5 1/2" .44 cal.  
\$277.95

Cattleman Percussion  
7 1/2", .44 cal.  
\$339.95

Cattleman Percussion  
4 3/4", .44 cal.  
\$339.95

[www.texasjacks.com](http://www.texasjacks.com)

117 N. Adams St., Fredericksburg, TX 78624  
1800-TEX-JACK

## Choose Your Guns! . . .

(Continued from page 51)

I'll explain some of the different choices you have and what other people use for their pistols and holsters.

The reason you have to use .45 Colt pistols is safety. The Match Director always supplies the blanks at matches, and if you could use other calibers, they would never know how many blanks they'd need in the different calibers. We shoot blanks because if there were bullets flying around the arena we'd end up shooting each other and the spectators by accident. So, the blank ammunition is supplied for us. It's the burning embers of blackpowder that break the balloons when you hit them. If you're too far away, the powder is all burned up before it reaches the balloon, and you receive a five second penalty for missing!

First, I'll talk about the guns. Some shooters have small hands, and that can make it difficult to work the guns fast enough to do well. Remember, the guns are single actions. That means the trigger only has one function, to release the hammer to fire a cartridge. With double action revolvers, the trigger has two functions, to cock the hammer and then to release it. So, just like in the western movies and television shows, you have to cock the hammer to fire the gun. When you're riding a horse and have the reins in one hand, you need to cock and fire the gun with the other hand.

My hands are small, just like a lot of other shooters. The first Mounted Shooting guns my dad got for me had birdshead grips because they are smaller and curved. That let me put my hand wherever I needed to on the grips, and as I grow, the guns still fit my hands. I still use the same type of grips in my fourth year of Mounted Shooting. There are two types of birdshead grips. One has a sort of hump on the back of the grip (back strap) and stops your hand right there. If you have small hands, it might be hard to reach the trigger or hammer with the hump there. My guns came from Taylors ([www.taylorfirearms.com](http://www.taylorfirearms.com)) and don't have that hump. I like this grip because it lets me keep using the same style grip as I grow older and doesn't make it uncomfortable if I don't quite get the grip I want as I'm racing around the arena.

Something else that helps me work the pistol quickly are the hammers. My dad had them lowered so it would be easier for me to reach them, and it sure worked. In Cowboy Mounted Shooting you can change the hammers, but in Cowboy Action Shooting™ you can't; it's against the rules. In Action Shooting you can use two hands, but in Mounted Shooting you have to use just one hand. Lowering the ham-

mers makes it easier to handle the guns one handed when your hands are small, and that makes it safer, too. When one of my guns started getting old, my dad contacted the people at Taylors because they make the same type of grip I use, and because my newer gun that is still working fine after three years is one of theirs. My dad asked if they could lower the hammer at the factory, and they agreed to do the work. My dad thought it was better to get the work done at the factory to be sure it was done right.

Cody Conagher is Taylor's gunsmith, and he did a wonderful job. We ended up getting a new pair of pistols from them so they'd both match exactly. Getting custom made guns from the factory just because my dad asked them to make them is pretty neat. The people at Taylors sure take care of their customers! My new pistols have really smooth actions and the hammer spur is shaped just like the original one, only lower. The good news is the people at Taylors liked the way my guns turned out so much they're going to produce them that way for Mounted Shooters. By the time this article is printed the new guns will be available to everyone who wants them with either birdshead grips or square ones!

There are two other style grips besides birdshead—square and Bisley. The square grips are like you mostly see in the movies. My dad uses them because they fit his hand well and he's used to them. I guess having a choice is a good thing! The Bisley has square grips, too, but they curve way down, and the hammer is shaped differently, too. A friend of ours tried Bisley guns, but ended up changing back to the square grips. He just couldn't get comfortable with them. But, if enough people didn't like the Bisley style, the manufacturers wouldn't make them anymore. You never know, you might like them just fine.

The barrel length can be very important, too. Mostly you see three barrel lengths in Mounted Shooting—3 1/2 inches, 4 3/4 inches, and 5 1/2 inches. Some Mounted Shooters use 7 1/2 inch barrels, but most think they are too heavy and slow to move around quickly. One thing for certain is you have to draw them out of the holster pretty far before the barrel makes it all the way out! One friend of ours uses the alias of Matt Dillon from the TV series "Gunsmoke." Marshall Dillon had a 7 1/2 inch barrel on his pistol, so that's what our friend uses. He dresses just like the Matt Dillon on TV, too! Since the burning powder embers come out of the barrel in a pattern like a shotgun, the barrel length makes a big difference in the size of the pattern you get when you

(Continued on next page)

(Continued from previous page)

shoot at the balloons. Two years ago I did a science project on patterning Mounted Shooting blanks, and I'll explain the results to you.

Since the blanks are certified not to break balloons at a distance of 20 feet, I tested them at 5, 10, and 15 feet. I did the test using both my 4 3/4 inch barrel guns and my Dad's 5 1/2 inch guns. The longer barrel always had a smaller pattern. So, if your aim is ever off a little, the bigger pattern on the short barrel guns could help you to still hit the balloon. At five feet the patterns were 11" and 12", not too much difference there. The patterns at ten feet were 19" and 24", that's a bit more. But at fifteen feet there is a big difference, 24" and 36". Now that could make a shot for you even if your aim is off a little! The only problem is the three foot pattern usually had holes in it about 11" across where there was no powder. That's big enough to let a balloon inside the pattern escape!

The short barrels are lighter and a little bit easier to move around quickly, I guess that's why some people even go to the 3 1/2 inch barrel. As long as you can keep your horse close enough to the balloons, you'd have an advantage with the bigger pattern. Horses don't always do just what you want, and if you get too far away, the short barrels

could make you miss instead. I didn't test the 3 1/2 barrel because almost nobody used them back then. Now, more people are using them because they're so light, but I still think the pattern would make you miss a lot if you aren't pretty close to the balloons. Everybody has choices to make and barrel length is one of them. Now you can make your decision knowing what kind of performance to expect from different barrel lengths.

When you decide how to carry your pistols, you have choices, too. Some people carry their pistols in holsters attached to the saddle. That's how I started out because I was too small to wear two pistols on a belt! Sometimes shooters will carry one gun in a holster on their belt and the other on the saddle. Cinnamon Lucy carries hers that way, but also has two holsters on her belt, so when she gets off her horse, she can bring her second pistol with her for safe keeping.

Many people, like my dad, carry one gun in a strong side belt holster and the other in a cross draw where it's easy to get by reaching across their stomach. When I first switched to two belt holsters, I wore mine that way, but the way I ride made me drop the gun from the cross draw holster sometimes. When we're galloping fast, I lean forward and that made my cross draw holster lean over too far, and the gun would fall out once in a while. A lot of people carry their guns like I do now, both in strong side holsters, but in front of their body where it's easy to make fast gun changes while riding. That way when I'm leaned forward, my body helps hold the gun in, and I don't drop it anymore.

When we need holsters we have them made in Alamogordo, New Mexico by another cowboy shooter. He makes them just the way we like and can decorate or change them a little so they turn out perfect! Most

of the belt holsters you see people using are "Mexican Loop" style, where the leather from the holster loops around the whole belt and back around the holster. Those are more authentic, like they used back in the frontier days. Buscadero holsters are like you see on old TV shows where the leather from the holster goes through a slot in the belt and holds the gun lower on your body. Most people think that makes it easier for your gun to fall out of the holster, especially if you have the bottom of the holster tied to your leg. But once in a while you see a Mounted Shooter carrying their guns that way, too. One thing to remember is if you have cartridge loops on your gunbelt and want to carry cartridges in them to look more like the movies, they have to be dummy rounds. That means they can't have any primers or gunpowder in them, and they can't fire. For safety you can't carry any live ammunition in your guns or anywhere on your body when you do Mounted Shooting. That way you can't accidentally load up with the real thing.

I hope reading this article helps you decide what type of guns and holsters might be more comfortable for you for mounted competition. I also hope this article has interested you in trying Cowboy Mounted Shooting someday. That way we'll see you in the arena with a big smile on your face. Cowboy Mounted Shooting is so much fun as it's the fastest growing equine sport. The other fun part is the people you ride with are the best! If you have any questions, just e-mail me from my web-site, [www.morningdoverides.com](http://www.morningdoverides.com). Ride hard, shoot straight, and never give up. Don't forget to always be safe and have fun! (This is another article by Morning Dove that has previously been published in Junior Shooters and is reprinted here with permission. Visit Junior Shooters magazine at their website: [www.juniorshooters.com](http://www.juniorshooters.com))

item # A-Buffalo-HHB  
\$ 160 per pair

item # AA-Blank-ZH  
\$ 130 per pair

Lindholm Brothers Bronze Spurs  
Bonanza, Oregon 541-545-3120

item # J-Blank-YHB  
\$ 180 per pair

Visit us on line at  
[www.lindholm Spurs.com](http://www.lindholm Spurs.com)  
over a hundred choices  
of period correct spurs

item # V-3 Spot-S B  
\$ 150 per pair

item # A-Star-HHB  
\$ 160 per pair

VISIT THE SASS WEB SITE AT [WWW.SASSNET.COM](http://WWW.SASSNET.COM)

**Back Pocket Gun Cart**  
"The fastest gun cart in the West"

Quick, easy fold or take down. No tools required.

Holds four long guns securely, unfinished \$368.00

See our Website for more details, E-Mail or Call:  
[www.backpocketguncart.com](http://www.backpocketguncart.com)

**Coffin Maker**  
SASS 45346  
Telephone (208) 245-5630

**GOLDEN GATE WESTERN WEAR**

Home of  
**Knudsen Hat Co.**  
Authentic OLD WEST hats  
for over 25 years

Thank you for voting us  
True West Magazines;  
reader's choice, for  
Best Living Hat Maker

**Tom Horn**

10X Knudsen  
Blk, Char Brn, Pecan \$399.98  
Sand \$439.98

Light Stairs \$25  
Heavy Stairs \$40

5X Stetson  
Black \$249.98  
Silverbelly \$259.98

**McQueen Mag 7**

10X Beaver  
Black, Pecan \$229.98  
Sand \$239.98

Extra Heavy Replica Stairs \$50  
Brim: 3 1/2"

**Wanted Dead or Alive**

10X Knudsen  
Black, Pecan \$219.98  
Sand \$229.98

Leather Bolo Cord Band \$15  
Brim: 3 1/2"

**Boss of The Plains**

4X Stetson  
Black \$179.98  
Pecan, Sand \$186.98

Light Stairs \$25  
Heavy Stairs \$40

Sale \$149.98  
**Mares Leg**

Mare's Leg as in Wanted Dead Alive. Non Firing Replica.

See our Online Catalog at  
**Knudsenhats.com**  
One of the oldest & biggest  
WARRER dealers extant.  
Also Cows, Scully,  
Stetson, Resistol, etc.

10am-6:30pm  
To Order Call  
(510) 232-3644  
12153 San Pablo Ave.  
Richmond, CA 94805  
Just off Hwy. 80  
and  
963 Contra Costa  
Pleasant Hill, CA. 94523  
(925) 827-1014  
[goldengatwesternwear.com](http://goldengatwesternwear.com)  
e-mail: [majordebacle@yahoo.com](mailto:majordebacle@yahoo.com)



# TRUMPETER VOSS AT CUSTER'S LAST STAND

By Ivan Innaccurate, SASS #28522

## Channeling History

Nobody knows exactly what happened during Custer's Last Stand at the Battle of Little Bighorn on June 25, 1876. We only have Native American accounts collected by historians years afterward. *Lakota Noon: The Indian Narrative of Custer's Defeat* by Gregory F. Michno takes these individual stories and reconstructs the battle. Unlike the cinematic and theatric versions, the Last Stand fight started at the time Custer approached the north end of the Lakota and Cheyenne camp and ended with the iconic massacre.

The Lakota and Cheyenne accounts describe the five companies of the Custer Command standing, fighting, and then falling back for something between two and three hours. Outnumbered as much as 10 to 1, the 7th Cavalry soldiers put up an organized defense as they moved northward on the high



*Figure 2: Custer ordered, "Officer's Call" as we watch the warriors start crossing the Little Big Horn, depicted here are (l to r) Ivan Innaccurate, Ellsworth Kincaid, Son of the Morning Star, and Doc Mortimer. General Custer's red and blue flag with crossed sabers marked his location in the field.*



*Figure 1: Custer led his command across the steep hills east of the Little Bighorn River to attack the north end of the camp as depicted here by Trumpeter Voss (Ivan Innaccurate) and General Custer (Son of the Morning Star). Major Reno attacked the south end and broke off his attack about the time Custer reached the Little Bighorn River. Joe Medicine Crow of the Crow tribe bestowed the name, Son of the Morning Star, on Custer (Steve Alexander). General George Armstrong Custer's Indian scouts gave him the same name in 1876.*



*Little Bighorn Battle Map. Partial map of the Little Bighorn Battlefield showing the Custer Command movements. Trumpeter Voss's account roughly follows the blue line. High bluffs on the east side of the river block access to the camp except at Medicine Tail Ford. (Adapted from the Map in "Little Bighorn Battlefield," US Park Service Little Bighorn Battlefield National Monument, Montana.)*

paign that kept the army pursuing hostile tribes until the late fall. The subsequent campaigns forced all Indians onto reservations and ended their traditional way of life.

## A Short Life of Trumpeter Henry Voss

From the little available information, Henry Voss looked like a supporting character in a John Ford movie. He had blue eyes, light hair, and the fair complexion you might expect from a man born in Hamburg Germany. With a height of 5 ft 8-3/4 inches, he stood taller than the average trooper of the time. Two previous army enlistments made him a seasoned veteran and great catch for any regiment. He joined the 7th Cavalry in the spring of 1875 as part of B Company. He quickly established his reputation by assaulting saddler Sergeant John Tritten of Company L. Court Martial orders dated August 21, 1875 sentenced Voss to a loss of \$8 per month for four months.

In May 1876, shortly before the Little Bighorn campaign, General Custer appointed Voss as Chief Trumpeter for the 7th Cavalry. His selection implies high standards, reckless courage, and horsemanship needed to stay close to a hard charging cavalry superstar. We can assume Voss accompanied Custer throughout the battle.

Indian narratives tell about hearing trumpet calls until the climax on Last Stand Hill. This indicates General Custer and his officers still had control of the men and discipline held up until the end. When the army searched the field on June 27, they found Voss's body nearest the river and about 200 yards from the cut bank near Crazy Horse Gully. This indicates Voss survived the officers on Last Stand Hill. He tried to escape to carry on the fight with a handful of survivors.

My experiences at the Real Bird Little Bighorn Reenactment provided a chance to ride and study the battlefield from the river to Last Stand Hill. Playing the historical role of Henry Voss, staff trumpeter of the 7th Cavalry, has given me a psychic connection to the battle. The ghost of Trumpeter Voss might channel the following story ...

*(Continued on next page)*

ground along Battle Ridge to Last Stand Hill a mile and a half away.

The Custer Command of C, E, F, I, and L Companies had about two hundred twenty men. The Major Reno Battalion of A, G, and M Company attacked the south end of the Indian camp and then retreated across the Little Bighorn River to a hill top about three miles south of Last Stand Hill. Captain Benteen's battalions of D, H, and K Companies returned from scouting to the south and joined Major Reno's command and the Company B pack train. Major Reno and Captain Benteen fought a prolonged siege until the Indians decamped on June 26, one day before the arrival of a force led by General Terry. Casualties totaled 52 percent of the 7th Cavalry units at the battle including 16 officers and 242 troopers killed or died of wounds and 1 officer and 51 troopers wounded. The battle gave an impetus to the 1876 cam-

(Continued from previous page)

### Henry Voss' Story

"We've caught 'em nappin'!" General George Armstrong Custer shouted as he reached the high north bluff of the Little Bighorn River valley. He waved this hand and called, "Boyer, Voss, get up here!"

I rode with scout Mitch Boyer to the sagebrush covered crest. Smoke hung in the still summer afternoon air. The tops of lodge poles seemed almost level with the cottonwood trees lining the riverbank below us. Thousands of ponies raised a cloud of dust on the high ground across the valley.

Boyer ran an experienced eye over the ground and said, "General, there ain't any place we can get across down there."

"There's got to be a place. We'll find it." Custer squinted under his broad brimmed light gray hat.

Boyer pointed to our right, "We'll need to go north. Follow that creek bed we're in, and it should take us to a good spot below these bluffs."

Glancing along the river I saw how the high steep bluffs ended at the waters edge. Only a skilled horseman would dare to descend the face. The river naturally defended the Indian's camp. Steep banks and bluffs limited the places where we could cross and attack with our two hundred-twenty-man force.

As we rode south along the bluff, Boyer said, "I never saw so many lodges. Must be thousands of them. We should have waited for Terry's column."

"If they scatter, we'll be chasin 'em all summer." Custer stopped and surveyed the valley to our left with his field glasses.

I could hear faint carbine shots far to our left. The ragged volleys indicated Major Reno had formed a skirmish line on the south side of the Indian camp. I found this strange because the general had ordered Major Reno to charge the camp. I wondered if something had gone wrong.

Custer looked at Boyer, "Reno's tipped our hand. They know we're here."

"General, you ain't gonna attack, is you?" Boyer's hand tightened around his saddle horn. His dark eyes squinted through the war paint on his face.

Custer laughed, "Hold your horses boys, there's plenty of Indians for all of us down there. You know my luck. We'll end this campaign and return to our station."

Satisfied his battle plan had worked, the general waved his hat to the men across the river. We turned and rode to the wide streambed where C, E, F, I, and L Companies waited.

Custer approached the column and shouted, "Come on boys, we've got 'em now."

Captain George Yates, the battal-

ion commander of the E and F companies approached Custer and said, "General, we're going to need Captain Benteen."

Custer thought for a second, pointed to Trumpeter Martin and said, "Find Captain Benteen. Tell him to hurry on. Tell him to bring up the pack train."

Martin looked blankly and shook his head. "Scusi. General?"

John Martin had joined the staff that morning as the commander's orderly trumpeter of the day. This Italian immigrant brought his military and musical experience from the army of Garibaldi who liberated Italy from Austria. Giovanni, as we called him, played the trumpet well, but always seemed thick headed and uncomprehending when hearing an order. He had joined to learn English, but still had a limited grasp of the language used by the American officers.

Lieutenant Cooke said, "Sir, I don't think he understands. I'll write out an order for Benteen." Our regimental adjutant took out a pocket notebook and pencil, scrawled a message, and handed it to Martin.

Custer rode up to the Italian trumpeter, pointed toward the high ground to our west, and spoke slowly, "Martin, bring Captain Benteen to us. Be quick about it. Ride to the bluffs and follow the river. Find Reno's back trail, then look for Benteen's tracks. Now git!"

Martin stuffed the note inside his blue coat and saluted. He turned his mount and galloped up the side of the streambed. With luck he might find the hundred men sent to scout to the south and away from the camp.

Custer turned to the waiting troopers and shouted, "Tighten them cinches boys, we're in for some hard riding. Be ready for glory!"

A cheer went up along the line of men stretched out behind us. Their commanders had them dismount and check their cinches and equipment during the general's absence.

"Let's show'em what we're made of!" Custer called and then ordered, "Sound *Forward at the Trot.*" He kicked his sorrel horse, Victor, to a slow run toward the banks of the Little Bighorn River.

I followed to his left rear to sound the trumpet signals while he relayed his orders. Each call told the commanders and men how to maneuver as we approached the enemy. A short series of notes could turn the four-man column into a line of battle in seconds. Only a trumpet could carry to the rear of column where a human voice could never reach.

After a short ride, we emerged onto a broad plain where the river made a sharp turn. Across the stream I saw gray buffalo hide teepees spread across the flat river bottomland. The low banks made this the only place we could ford the torrent with our five companies. A few Indian children and

## CIRCLE FLY WADS, LLC

PRECISION CUT WADS

OVERPOWDER CARDS
FIBER CUSHION
OVERSHOT CARDS

VEGETABLE FIBER
PRE-LUBED
FELT
BLACKPOWDER LUBE

Offering the most comprehensive selection of card & fiber cushion wads available

### SHOTGUN : RIFLE : PISTOL

### BLACK POWDER : SMOKELESS

P.O. BOX 36, AIRVILLE, PA. 17302
P/F: 717.862.3600

www.circlefly.com

women had come to the river for water. When they saw us approach, they shouted and ran to warn the camp.

Fifty meters from the river, Custer suddenly reined in Victor. He raised his hand and shouted, "Column, Halt!"

I raised my trumpet and sounded *Attention* and the single note *Halt*, which would stop the five companies riding four men abreast behind us. I could hear each repetition of the call grow fainter as it passed up the wide streambed that led to the Little Bighorn River. Turning to catch the general, I saw warriors filling the plain on the other side of the river.

They plunged into the rushing water, crossed, and took cover in the high buffalo grass on our side of the river. Puffs of gray smoke followed by the crack of rifles came from the riverbank. Bullets whistled by us.

Custer watched the Indians coming out to fight us. "I need my officers forward." He ordered, "Trumpeter Voss, sound *Officer's Call!*" As I raised my trumpet, he galloped off toward the lead company. His personal red and blue swallowtail general's flag streamed in the wind as the regimental staff trailed behind on exhausted and thirsty horses.

(To be continued ...)

## Tru Ivory

by  
**Bar & Grips**

*"Once you grab hold of Tru Ivory grips you'll never let go!"*

Tru Ivory exhibits a grain and color so much like real elephant tusk ivory that you will simply shake your head in disbelief as you hold a pistol stocked with Tru Ivory grips.

The grain and color goes through and through so it will never wear off. Plus, you don't have to wait for them to age as they are available in  
Natural White, Slightly Aged, Antique Yellow and Ultra Antique.

Available for:  
Most Single Action Revolvers  
Most 1911's  
Bond, American & Davis Derringers  
S&W J, K and N Frames  
Also available as knife scales

Tru Ivory is a truly amazing ivory substitute. Its appearance is so remarkably like the real deal that your friends and family won't believe it is a synthetic.

We invented Tru Ivory. We manufacture Tru Ivory, and we hand-carve every pair to the profile that you want. Not only that, we will custom fit them to your gun or gun parts for free.

See for yourself by visiting our website or calling for color flyers.

Call  
(425) 397-3595  
or visit  
www.truivory.com



# LITTLE KNOWN FAMOUS PEOPLE WAY OUT WEST -

## Tom Carson

By Joe Fasthorse Harrill, SASS #48769



Joe Fasthorse Harrill, SASS #48769



**TOM CARSON** was a nephew of Kit Carson. Tom was working for Wild Bill Hickok as a police office in Abilene, Kansas in 1871 when he disarmed the notorious pistolman, John Wesley Hardin, who had driven a herd of longhorn cattle up from Texas. In August, Carson was hired as a police officer at Newton, another wild west Kansas cattle town. However, by November, he was back in Abilene, working as a peace officer under Brocky Jack Norton. In December, Carson was discharged from the force for shooting a bartender named John Man and was arrested and jailed in January 1872 for shooting Norton. He escaped in February and showed up later at Dodge City, Kansas, where he died with his boots on while working as a city lawman. *J.*

# Dillon XL 650

When you're ready to get **SERIOUS** about shooting!

**STANDARD FEATURES:**

- Available for all "Cowboy Calibers"
- Automatic Indexing
- Uses Standard 7/8" x 14 Dies
- Loading Rate: 800-1000 Rds./Hr.
- Comes With One Caliber Conversion
- 5-Station Interchangeable Toolhead
- Automatic Powder Measure
- Automatic Primer System
- Lifetime "No-B.S." Warranty

Dillon Precision Products, Inc. - Manufacturers of the World's Finest Reloading Equipment. A bold statement? Perhaps, but as they say, "It ain't braggin' when you can back it up." Ask the top shooters in all the action-shooting sports. They'll tell you that Dillon equipment is the best way to load mass quantities of match-quality (i.e. reliable and accurate) ammo with a minimal expenditure of valuable practice time. So, if you'd rather spend your time shooting than loading (or messing with your finicky, unreliable "Brand-X" reloader), it's time to get serious about the reloader you use. The bottom line? You can't do better than Dillon.

[www.cc.dillonprecision.com](http://www.cc.dillonprecision.com)  
 FREE Catalog C24-14690, Call 800-762-3845

Evil Roy & Holy Terror Rigs and Shotgun Belts Full line - Mernickle Leather Dealer • Cimarron Firearms Dealer



# EVIL ROY

Durango, CO

**Special Package** Two Evil Roy race ready pistols complete with Evil Roy or Holy Terror holsters & belt rig. Retail \$1686 - SALE \$1486

Other package prices upon request on Ruger or Cimarron Firearms

**Evil Roy Cimarron Pistol: SALE \$570**

Race ready with checkered grips, tuned action, wide sights

### Shotguns

- 1897 pump, w/choke, recoil pad, tuned \$550
- 1878 Hammered Double-tuned \$525
- Remington Spartan w/chokes, tuned \$499

Stock guns available at lower price

### 1873

- 20 in. straight stock tuned and short stroked \$1300
- 20 in. pistol grip tuned and short stroked \$1400
- 18 in. Brushpopper tuned and short stroked \$1350

Stock guns available at lower price

**Plinkerton .22 single action pistol \$150, /**

**.22-.22mag \$180**

All prices plus S/H

"Great Deals on Colt, Marlin, USFA, and Ruger"

Prices subject to change without notice • All items subject to availability

## Evil Roy Shooting School Firearms and CAS Training

Private classes in Durango, CO by appointment

### Scheduled Classes

Hell On Wheels Regional...June 30 & July 1

Utah State Championship.....July 14 & 15

### Evil Roy Training DVDs

Pistol, Rifle, Shotgun, Gunhandling

### Larry Crow Gunsmith DVDs

Ruger, Colt, '73, '97, Marlin

Timers Reg. \$129.95 - ERSS price \$120

Chronographs Reg. \$119.95 - ERSS price \$105

Eagle Grips • Gun Tools

Lanny Basham Mental Training CDs or Book

Wiley X Prescription & Non-Prescription Glasses

Performance Gun Parts • Redwing Knives

Snap Caps • Canvas Gun Sleeves

Leather Butt Covers

Gun Safes and Security Vaults

Aluminum Travel Cases

**CONTACT US FOR BEST PRICES ANYWHERE  
ON CIMARRON FIREARMS**

**CALL US AT: (970) 385-4141 • [www.evilroyshootingschool.com](http://www.evilroyshootingschool.com)**

All firearms must be shipped to an FFL-Call for details • All firearms can be shipped directly to your gunsmith or we will arrange gun smithing for you if required.



## SASSAFRAS KID, SASS #61022

**A.K.A. Robert Grant**

**April 6, 1942 – April 1, 2009**


*By Inspector SASS #41400*

It is with sincere sorrow we announce the unexpected passing of Sassafras Kid, SASS #61022. Sassafras was taken from us due to complications from lung cancer, discovered just two weeks before it caused his demise.

Sassafras loved life and lived it to its fullest every day of his life. Sassafras felt he was given an extra lease on life after receiving a kidney donated to him by his departed great niece over six years ago.

Born and raised in the East Metro region of St. Louis, in Illinois, Sassafras moved to the Missouri side of the region when he took his first job out of high school to work for National Cash Register. This turned out to be his only employer except when Sassafras took a leave of absence to serve his country in the Army in Vietnam. After the war, Sassafras returned to National Cash Register until he retired.

An avid outdoorsman and fisherman, Sassafras' true passion was motorcycles until health considerations made him decide to give them up. He then began collecting firearms, which lead him to find the



Single Action Shooting Society.

On the range, Sassafras was always a quiet and gentle soul, always smiling, and he genuinely loved Cowboy Action Shooting™. Never one to complain or draw attention to himself, only those closest to him knew of his health concerns. Always helping where he could, and considerate of others, Sassafras exemplified the "cowboy way" in every aspect of his life.

A bachelor all of his life, Sassafras was preceded in death by his parents and one brother and is survived by one brother, two sisters, and 15 nieces and nephews.

Vaya con Dios, amigo, until we meet again. 🌵



## SLIPSHOT PUR CUSSIN, SASS #68264

***Passed on to the range in the sky  
December 28, 2008***


*By Wolfgang, SASS #53480*

Desert Hot Springs, CA – I knew my long time buddy, "K.C." (Kevin Blair), needed to be a SASS member. He didn't know that ... but I did. I knew he was a fan of the comic strip character "Hipshot Percussion," so I got him a pair of Pietta '51 Colts with a case for them, appropriate leather, and a SASS membership. He was WOW'ed and hooked good!

He set about acquiring an entire outfit for his character and was having a great time planning excursions with his significant other to SASS events. Unfortunately, his health

began to deteriorate two years ago with leukemia as the initial diagnosis. Several partial recoveries and relapses occurred along with several stays in the hospital.

In the fall of 2008, the cancer spread, and Slipshot passed away on the 28th of December. He was one of my all time really good friends and is sorely missed by all those who knew him. 🌵



## PATCHWORK GINNY, SASS #62898

**5/4/44 - 8/28/07**

*By Charlie Horse, SASS #62897  
(her husband)*

Southampton, PA – Patchwork Ginny (Virginia Walker) was an avid woodcarver with many ribbons to her credit, but her main love was sewing. She stitched all our clothing for the Fur Trade Era re-enactments, 1800 to 1840. Quilting really grabbed her interest; hence, her alias, Patchwork Ginny. We were only involved in SASS and Cowboy Action Shooting™ for a short time, but we loved it, the people, and the atmosphere.



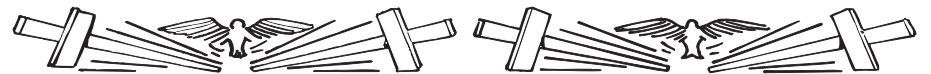
*To Patchwork Ginny's Spirit*

*Life is empty without you  
beside me  
And I was honored you chose me  
to share this with*

*So, before my journey on earth  
is over  
I look to the time we meet again  
in that Spirit Land beyond*

*You were the finest woman  
I have ever known  
And the only one I will truly  
ever love*

*Miracles in life are very rare  
But you were definitely  
one of those. 🌵*



VISIT THE SASS WEB SITE AT [WWW.SASSNET.COM](http://WWW.SASSNET.COM)



GIVE TO THE  
SASS SCHOLARSHIP FOUNDATION  
(A non-profit, tax-deductable charity)

**MAKE THE DIFFERENCE!**

**Protect Your Freedoms  
Join NRA Today!**

**SAVE \$10**

\* \$10 off the \$35, 1 year regular membership. Valid with this application only.

Name: \_\_\_\_\_  
Street: \_\_\_\_\_  
City: \_\_\_\_\_ State: \_\_\_\_\_ Zip: \_\_\_\_\_  
Telephone: \_\_\_\_\_ Birthdate: \_\_\_\_\_

Choose One Magazine:  1 Year.....\$ 25  
 America's First Freedom  American Hunter  American Rifleman

Payment Information:  Check  Credit Card  
 AMEX  VISA  MC  DISCOVER INCORPORATED

Account # \_\_\_\_\_ Expiration \_\_\_\_\_

MAIL THIS APPLICATION TO:  
 NRA RECRUITING PROGRAMS  
 11250 WAPLES MILL ROAD  
 FAIRFAX, VA 22030

Contributions, gifts or membership dues made or paid to the National Rifle Association of America are not refundable or transferable and are not deductible as charitable contributions for Federal income tax purposes. \$3.75 of the annual dues are designated for the magazine subscription. Please allow 4-6 weeks for processing of membership. **XR013677**



**Tuolumne Lawman,  
SASS Life #6127**

# EMF/PIETTA'S HARTFORD MODEL 1851 COLT NAVY REVOLVER

*By Tuolumne Lawman, SASS Life #6127*



*The loading lever is used to ram the balls on top of the powder charge. Note the nice inspector cartouches on the pistol grip of the Hartford Model.*



*The 1851 Navy was one of the most common revolvers in the Civil War and in the early West.*

The setting is Springfield, Missouri on July 21st, 1865. It's a sultry, hot, humid summer evening in this thriving town in the southwest corner of the still volatile border state. For the last twenty years, violence has been a daily occurrence for the residents of Missouri. First, there were the "Border Wars" over slavery. Then, in 1861 with the outbreak of the Civil War, it was a state still very much divided, and a frequent guerrilla war battleground. With the end of the Civil War, there were plenty of angry men accustomed to violence that were re-entering society. Personalities the likes of Dave Tut and Wild Bill Hickok were right at home in this environment of turmoil and violence of 1865 Missouri.

At approximately 6:00 PM that warm summer night, a feud between Tut and Hickok would come to a fatal conclusion. This deadly feud had all of the classic ingredients: gambling, a love triangle with a woman, alcohol, and hard feelings. The feud culminated when Tut and Hickok faced off about seventy-five yards apart across the town square. Both Tut and Hickok drew their revolvers and fired. Tut missed, but Hickok and his 1851 Colt Navy revolver sent a single, .36 caliber projectile through Tut's chest between the fifth and seventh rib. Tut staggered a short distance, said to the onlookers, "Boys, I'm killed," fell to the ground, and died a short time later.

This famous Tut-Hickok gunfight was one of the few documented, one on one, face to face in the street gunfights of the American West. The use of the Colt Navy revolver by Hickok in this fight, and the fact it was favored by many others of the time, helped the Colt revolver to forever become an American icon of the Wild West.

Those of us that prefer the firearms of the American West's early period and the Civil War have an excellent source for these percussion firearms. One of the foremost produc-

ers of blackpowder firearms is F.lli Pietta in Italy. Pietta is producing a wide selection of replica firearms, both percussion blackpowder and metallic cartridge, at very modest prices. Alessandro Pietta, otherwise known by his SASS alias of "Alchimista," has been involved in Cowboy Action Shooting™ for quite some time, and is a driving force of Cowboy Action Shooting™ in Europe. Pietta's quality firearms are imported for us by Boyd Davis (aka SASS Wild Bunch General Grant) at EMF in Santa Ana, California. The 1851 Colt revolver is one of their better selling blackpowder revolvers.

## **The Colt 1851 Revolvers – History**

The earliest time period generally considered as the beginning of the "Wild West" is that of the settlement of post-Mexican War Texas, and the California Gold Rush of 1849. For most of the first 30 years of this period, the percussion revolvers were the only side arms in general usage. In these early years, the 1851 Colt Navy was one of, if not the most, common revolver in the West. For many years, even after the advent of powerful cartridge revolvers like the S&W No. 3 American Model in 1869, the Colt Cartridge conversions in 1871, and the Colt Single Action Army in 1873, percussion revolvers like the

1851 Navy were still the rule, rather than the exception.

The story goes that Samuel Colt served on a ship at sea as a boy. While on the ship, he conceived of the idea of the revolving cylinder when watching the ship's wheel index into different positions. Whether or not that legend is true, Colt was the first to introduce percussion revolvers into general production. He began his long line of firearms with his five shot 1836 Patterson model.

This .36 caliber, seven and one half inch barreled Patterson revolver was exceptionally popular with Captain Jack Hays and the Texas Rangers for Comanche fighting in the 1840's. In 1847, Samuel Colt collaborated with another Texas Ranger, Captain Samuel H. Walker, and created the massive and powerful "Walker model" .44 Colt revolver. With its nine-inch barrel, it was so large and heavy, that it was generally carried in pommel holsters on horseback. It used a 60-grain powder charge, and was the most powerful revolver until the advent of the .44 Magnum in the mid-twentieth Century! In 1849, Colt introduced a scaled down .44 Walker to make another horse pistol, called the Dragoon model. While smaller than the Walker, it was still fairly heavy and was designed to be carried

in the pommel holsters on the saddle.

Consumers wanted a still lighter, more portable revolver that could be carried on the person, without tipping over to one side under the weight of a five-pound revolver! In 1851, at the height of the Gold Rush in California, Colt introduced the slim, six-shot, seven and a half inch barreled, .36 caliber, "Navy Caliber, Belt Model Revolver of 1851." It was an instant marketing success. This sleek 42 ounce firearm was light and portable, and had natural pointability.

Stopping power of the 1851 Navy was about equivalent to a modern day .380 auto with a soft point bullet (the lead balls were soft lead and deformed easily in the target). It had a reputation for extreme accuracy, much like the Smith and Wesson K-38 of modern times. The recoil from a 25 to 30 grain charge of blackpowder pushing either a .375 diameter 86 grain round ball or 115 grain conical projectile at about 1,000 fps was easy to control. The cylinder could be loaded with either store-bought, pre-made combustible paper cartridges with the conical projectile, or balls and loose powder. On the Frontier, if a person had lead, a bullet mold, loose powder, and percussion caps handy, a supply of the correct ammunition was not an issue.

Colt's 1851 Navy was a popular seller to those heading west to either the California Gold Fields or filling in the expanses of the Frontier. It was also very popular with the military officers who could purchase their own side arms. Eventually the Colt 1851 Navy Model would become popular across the world, in part to the efforts of Colt's London agents. By the outbreak of the Civil War in 1861, the Colt 1851 Navy revolvers were the single most common percussion revolvers available at the time.

Even after the Civil War, the Colt  
*(Continued on next page)*



(Continued from previous page)

1851 Navy remained one of the most popular revolvers in both the civilian and military markets. All in all, a total of over 260,000 of these .36 caliber 1851 Colts revolvers were made. They were the favorites of cowboys, lawmen, and badmen alike after the war. The accurate and reliable .36 caliber 1851 Navy Model was Wild Bill Hickok's favorite revolver throughout his entire career, even after cartridge revolvers were common in the West. He carried a pair of ivory griped 1851 Navy revolvers butt forward, stuffed inside his red sash, without holsters.

#### EMF / Pietta

#### 1851 Navy Hartford Model

EMF / Pietta's 1851 Navy is a peach! It has the smaller "Navy" grip that is nearly identical in size and shape to the later Colt 1873 Single Action Army revolver. Historically, the popularity of the 1851 and its grip contributed to using that same basic grip size for the 1873 Peacemaker when it was introduced over twenty years later. The 1851 has a one-piece walnut grip set in a brass trigger guard and grip frame. The wood to metal fit is about average for a single action revolver. The Hartford model comes with a Civil War inspector's cartouche in the left side of the grip. As far as I know, EMF is the only one offering inspector cartouches on the 1851 model.

The EMF/Pietta 1851 Hartford has a seven and a half inch octagonal barrel with a stepped profile underneath. This stepped profile houses the loading lever and ram assembly used to seat the projectiles from the front of the cylinder, and compress the powder in the individual chambers under the projectiles.

While the grip frame and trigger guard are brass, the barrel assembly and cylinder are nicely dark blued. The cylinder is roll stamped with Colt's trademark naval battle scene, honoring the Texas Navy's victory at Campeche on April 30, 1843. The frame, hammer, and loading lever and rammer assembly are nicely color case hardened. This combination makes for an aesthetic combination of wood, brass, blue steel,

and color case hardening.

The front sight is a period correct brass bead set in the front on the muzzle end of the barrel. The rear sight is a notch in the tip of the hammer visible in the sight picture when the hammer is cocked. This would seem like a very inaccurate arrangement, but it really isn't. It works very well, though this short brass bead front sight causes the gun to pattern very high at 25 yards! I have heard that Colt percussion Navy and Army revolvers were sighted in to be dead on at seventy-five yards. That's an optimistic hope in anyone's book!

The 1851 Navy Model has one very interesting feature in its barrel assembly. The revolver's bore is octagonal just like the exterior of the barrel. This is a good feature for a blackpowder revolver. This deep octagonal rifling allows fouling room to accumulate in the corners of the octagonal pattern, the buildup having less effect on accuracy. It also allows for a better engagement on the soft lead round balls generally used, as it makes the rifling deeper than normal. Round balls, though swaged into the cylinders, do not have as much bearing surface as traditional bullets.

The original 1851 Navy was only manufactured in .36 caliber, using a .375 round ball. Besides this original .36 caliber, the EMF/Pietta 1851 is also available in .44 caliber, using a .454 caliber round ball. According to my research, Colt never offered the 1851 Navy in .44 caliber (despite some claims by various firearm replica importers).

Why would they deviate from history and offer this option? Possibly because there are many shooters like myself that prefer the small grip and archaic lines of the 1851 Navy, but want the "oomph" of the .44 caliber. Another scenario is a shooter who already has either an 1860 Colt or 1858 Remington .44 caliber Army Model, wants the same loads for both guns. The final reason may be unintended by Pietta, but a benefit for shooters. The .44 caliber 1851 uses 1860 Army cylinders, so they should be able to use either a Kirst or R&D con-

version cylinder for .45 Colt metallic ammunition. This is ideal for the Cowboy Action Shooting™ competitor. Check with the cylinder manufacturer beforehand, however, since I have not personally tried this combination in the .44 caliber 1851 Navy. I have used conversion cylinders in the 1860 Piettas, though, and I love them!

#### HOW DOES IT SHOOT?

The 1851 is pleasant to shoot using a 148 grain .454" diameter lead ball and 30 grains (volume) of FFFG blackpowder, Pyrodex, or Triple Seven. I personally use RWS percussion caps, 30 grain Pyrodex Pellets, and Ox-Bow "wonder wads" between pellet and ball, when I shoot the 1851 Navy.

The EMF 1851 shot about two to three inches above point of aim at ten yards, using a traditional two-hand hold. As I said before, this is very common with all of the 1851 revolvers, including originals. I aimed at a six-o'clock position on the 4-inch bulls-eye, and hit about three inches above in the black. At a match, I would use a "low, just below dead center hold" and generally hit.

Though the Pyrodex Pellets and wonder wads are handier for reloading at a match, the 1851's seemed to shoot best with a charge of good old fashioned real blackpowder. A load consisting of FFFG Goex, a Speer .454 round ball, and a lube smeared over the chamber mouths achieved the best accuracy. For the lube, I use


a mixture of one third bees wax and two thirds Crisco to make my own, but SPG or Buffalo Butter are excellent as well. With this combination, I actually had one group that was one-inch at the ten-yard distance with 30 grains of FFFG Goex. This was fired using a Traditional-style two-hand hold. The Pietta 1851 will definitely shoot better than I can hold it! Those of you who already enjoy the dark side of Cowboy Action Shooting™, though, will not be surprised by the accuracy of "real" blackpowder.

#### Conclusion

Much of the Old West we all enjoy was dominated by percussion revolvers like the 1851 Navy Colts. These same percussion firearms were also important tools in the great Civil War that attempted to hold a crumbling nation together. Their importance in the history of our country cannot be overstated. Whether you are a Cowboy Action Shooter interested in re-creating a persona from the early West, a Civil War re-enactor or N-SSA skirmisher, or just a shooter that enjoys the sulfurous smell of blackpowder, the EMF Hartford Model 1851 Navy by Pietta is a good choice. Whether you get it in the original, historically correct .36 caliber version, or the somewhat more practical (in my humble opinion) .44 caliber version, you will be pleased. You can contact EMF at (949) 261-6611 or check their web-site at: [www.emf-company.com](http://www.emf-company.com).

# James & Guns

Quality Gunsmithing of the Single  
Action Army Revolver



**COMPLETE TUNE & ACTION JOB \$120.00 ~ \$150.00**

CALIBER CONVERSIONS - TIMING - GRIP FITTINGS -  
POINT OF IMPACT ADJUSTMENTS AND ETC. ALL WORK  
GUARANTEED - 43 YEARS EXPERIENCE

**Bob James**  
[www.Jamesguns.com](http://www.Jamesguns.com)

a.k.a. The Arizona Thumber SASS #319

Business (602-540-0682)  
Home (602-547-1942)

5130 N. 19th Ave.  
Suite 9  
Phoenix, Az. 85015

1-800-784-4331  [www.ruggedgear.com](http://www.ruggedgear.com)

★ **Announcing New 4-Gun Shooting Cart!** ★

Now accepting reservations for spring delivery! The first production run of 200 will be offered with a special package price!

GO ON-LINE TO RESERVE THIS ALL NEW 4-GUN SHOOTING CART!

**RUGGED GEAR COWBOY ACTION  
3-GUN SHOOTING CART PACKAGE**

- Matching Accessory Bag
- Protective Rain/Dust Cover
  - 6-Can Cooler
- 3-Gun Holder with Radius Reducers
  - Flat Free Tires
- Locking front swivel wheel
  - Plenty of storage
- Dual parking brakes
- Lightweight (25 lbs empty)
- Cart folds compactly



Call or Visit  
Our Website for the  
Current Deal on our  
Shooting Cart!

**WARNING:**  
Never place a  
loaded gun in a  
shooting cart.



# THE GREAT NOR'EASTER

## SASS New England Regional

By Capt. Morgan Rum, SASS #6859

**Pelham, NH** – Since 2006, the fourth weekend in July has been the date of the SASS New England Regional, “The Great Nor’easter.” For the 2008 version, 257 Cowboys and Cowgirls representing 21 states descended upon the little State of New Hampshire to have a rip snortin’ good time. Another event celebrated on the fourth Saturday in July since 2005 is “The National Day of the Cowboy.” The National Day of the Cowboy organization’s mission is to preserve for future generations the



Clean Shooters

Cowboys’ contribution to America’s rich Western Heritage, so it seemed only fitting that these two events should be celebrated together. What better way to celebrate the American Cowboy heritage than actually dressing and playing the part!

The host Club, Merrimack Valley Marauders, had the Pelham Fish and Game Club grounds well prepared for their visitors, and the large air-conditioned clubhouse is always a welcome respite from the July heat.

It takes a great deal of effort from a large group of individuals to manage a SASS Regional event, and once again, the waddies, berm marshals, and match staff (whom I refer to as the “A” Team) did an exemplary job of planning and executing the 2008 “Nor’easter”; my thanks to all of you.

Thursday the weather started with light rain, and by mid-day a squall line of storms moved through the area leaving several inches of rain in a brief 40-minute period! Fortu-

nately the bulk of the rain happened during the lunch break. It seemed as though Mother Nature was helping “The Great Nor’easter” and “Squall” warm-up matches live up to their names. Thursday’s weather was no match for the spirited competitors that continued to participate in the somewhat abbreviated side events  
*(Continued on next page)*



**Top Gun Winners – Holy Terror and Biloxi Bob.**  
*Biloxi suffered the same fate as a number of other top male shooters, including Evil Roy, when the two went head to head.*



*The Great Nor’easter was held on the same weekend as the National Day of the Cowboy, the Nor’Easters raffle charity.*

<b>Winners</b>	
<b>Top Shooters</b>	
Man	James Samuel Pike (CT), SASS #53331
Lady	Holy Terror (CO), SASS #15362
<b>Regional Champions</b>	
Man	James Samuel Pike (CT)
Lady	Stormy Shooter (ME), SASS #57333
<b>Top 16 Shoot-off</b>	
Lady&Overall	Holy Terror
Man	Biloxi Bob, SASS #22644
<b>Categories</b>	
B-Western	Lone Star Jake, SASS #13019
C Cowboy	Cayuse, SASS #14412
Duelist	The Virginia Kid, SASS #35492
Frontiersman	Patchogue Mike, SASS #8626
F Cartridge	Gun E Bear, SASS #5557
F C Duelist	Larsen E Pettifogger, SASS #32933
FC Gunfighter	Barley Pop Bill, SASS #53019
Gunfighter	Grazer, SASS #38845

Modern	Timberland Renegade, SASS #58071
49'er	Tazzmanian Kid, SASS #45750
Traditional	James Samuel Pike
Senior	Geronimo Jim, SASS #21775
S Duelist	The Blue Ridge Duelist, SASS #31232
S Senior	Rowdy Bill, SASS #9628
E Statesman	Kocheese, SASS #8037
L B-Western	Birdie Cage, SASS #32773
L Duelist	Betty Jane Buckshot, SASS #70395
L F Cartridge	Miss Delaney Belle, SASS #6860
L F C Duelist	Purple Sage Lady, SASS #43039
L Gunfighter	Mustang Megs, SASS #60070
L Modern	Side Saddle Sue, SASS #73023
L 49'er	Etta Mae, SASS #12478
L Traditional	Holy Terror
L Senior	Calico Jan, SASS #61842
L S Senior	Miss Tate, SASS #21986
Grande Dame	Snapshot, SASS #8036

Buckarette	Snazzy McGee, SASS #66689
Buckaroo	Dan The Man, SASS #80527
Young Guns	Jose Poco, SASS #79764
L Young Guns	Six Gun Sable, SASS #65263
<b>Costume Contest Winners</b>	
<b>Working</b>	
Cowboy	Jimmy Wales, SASS #49316
Cowgirl	Biloxi Kylie & Biloxi Veronica
<b>Classic</b>	
Cowgirl	Big Sky Di, SASS #73088
Cowboy	Cayuse, SASS #14412
B-Western	Blackie Lawless, SASS #18868
Special	George Strait
<b>B-Western Award</b>	
	Gabby the Frog, SASS #21716
Saloon Girl	Six Gun Sable, SASS #65263
Mascot	Pinky Lee
Buckaroo	Callous Cade, SASS #75231

<b>Best Dressed</b>	
Gentleman	Sheriff Rusty P. Bucket, SASS #44721
Lady	Watchman Warrior, SASS #73654
Vaquero	Wylie Harp, SASS #21158
Nearly Nekkid Cowgirl	Mustang Megs, SASS #60070
Sweaty Cowboy	Windjammer, SASS #35984
<b>Handsome Dance Couple</b>	
	Anastasia Beaverhausen and Wild Phil Coyote, SASS #20124
<b>Best Evening Couple</b>	
	Two Dancing Guns and Ruger Ron, SASS #46423
<b>Best Gun Cart</b>	
	Yosemite Gene, SASS #49759
<b>Mother-Daughter</b>	
	Crackshot Bev, SASS #59869 and Crystal Creek Chris, SASS #64500
<b>Town Couple</b>	
	Side Saddle Sue, SASS #73023 and Hand Cannon, SASS #60485



**The top shooters were on their game. Three shooters, (l-r) Cartwheel, Holy Terror, and Biloxi Bob, won all the stages. Fast AND consistent is hard to beat!**



**Regional Winners – James Samuel Pike and Stormy Shooter – Congratulations!**

*(Continued from previous page)*

that included Long Range rifle(s) and pistol, a .22 caliber shooting gallery, derringer, pocket pistol and the usual speed events for all the standard SASS main match firearms. Earlier in the week, Holy Terror, SASS #15362, ran students through the Evil Roy Shooting School. Friday, Saturday, and Sunday had picture perfect sunny, hot, and humid July New England weather.

The 2008 Great Nor'easter celebrated "Legendary Lawmen" with



**Stormy Shooter, the top New England Lady competitor, turned in an outstanding match, and she did it with what appears to be an unmodified '73!**



**The sweetheart of the darksiders, Lou Graham, has decided to take on Tex with a blazing six-gun in each hand!**

ten stages based upon the exploits of such notable Lawmen as Commodore Perry Owens, Bass Reeves, and Ben Thompson. Even Thursday's three "Squall" stages were based on the legendary cartoon Lawmen, Deputy Dawg, Quick Draw McGraw, and Ricochet Rabbit! Friday's five main match stages were followed by an evening barbeque, and Saturday morning began with a flag raising ceremony celebrating The National Day of the Cowboy and

statement of the organization's mission and goals before proceeding to the day's five main match stages. The Saturday Evening Extravaganza had live Bluegrass entertainment provided by "2nd Wind." Costume Contest awards were given and several raffles drawn, including an artist signed National Day of the Cowboy Poster donated by Sebec Ranger, SASS #46174. The poster was won by Hawley McCoy, SASS #59558, and the proceeds were donated to The National Day of the Cowboy organization.

Sunday's events included the four person team shoot, Cowboy Trap, and the exciting men's Top Gun Shoot-off, "The Showdown," won by Biloxi Bob, SASS #22644, and the Ladies' "Wild West Sweethearts" Shoot-off won by Holy Terror, SASS #15362. An exciting top male and female shoot-off followed, and Holy Terror was the winner for the second year in a row. The Awards Ceremony started right on time, awarding all SASS categories PLUS Frontier Cartridge Gunfighter for the third year. Congratulations to all the Category Winners and New England Regional Champions, Stormy Shooter, SASS #57333, and James Samuel Pike, SASS #53331.

This year's "Great Nor'easter" will be held July 23-26, and the theme will be "The Concord Stagecoach and the Overland Trail." In attendance will be The Concord Coach Society with restored Concord Stagecoach #XIV. We will also be celebrating the fifth annual National Day of the Cowboy on Saturday July 25th. Hope to see you there!

**More HIGHLIGHTS on pg 68**



**OK, so it rained a bit! Holy Terror shoots better when it rains! And, she proved it ... she was the Top Lady for the match and won the top Gun Shoot-off outright. Great Shooting!**



**Junior Couple** Little Miss Sassy and Dan the Man, SASS #80527

**Vendor Presentation** Fannie Quirt

[www.woodenworkswest.com](http://www.woodenworkswest.com)

**Side Shoot Winners**

**Derringer**

**Speed** Pittsburg Mac, SASS #20796

**Accuracy** Diamond Rustler, SASS #58273

**Pocket Pistol**

**Speed** Jimmy Spurs, SASS #65014

**Accuracy** Jimmy Spurs

**Speed Shotgun – Pump**

**Man** River Bank, SASS #55949

**Fastest Overall Man** Cartwheel, SASS #57342

**Lady** Side Saddle Sue

**Fastest Overall Lady** Stormy Shooter

**Speed Shotgun – Double**

**Man** Patchogue Mike

**Fastest Overall Man** Patchogue Mike

**Lady** Dallas Rose, SASS #52943

**Speed Shotgun - Hammered Double**

**Man** Nutmeg Ryder, SASS #74966

**Speed Shotgun – Lever**

**Man** Barley Pop Bill

**Lady** Crackshot Bev

**Speed Rifle**

**Man** Cartwheel

**Fastest Overall Man** Cartwheel

**Lady** Stormy Shooter

**Fastest Overall Lady** Stormy Shooter

**Speed Pistol**

**Man** Cartwheel

**Fastest Overall Man** Cartwheel

**Lady** Annabelle Bransford, SASS #11916

**Fastest Overall Lady** Stormy Shooter

**The Squall**

**Man** Cody Conagher, SASS #6986

**Lady** Holy Terror

**Junior** Dan The Man

**Posse Shoot** Posse 4

**Single Shot Rifle Silhouette, 200m**

**Man** Dead Head, SASS #29768

**Lady** Three Barrel Chris, SASS #70513

**Lever Action Rifle - Rifle Caliber, 150m**

**Man** El Fusilero, SASS #10462

**Lady** Three Barrel Chris

**Lever Action Rifle - Pistol Caliber, 100m**

**Man** Critter T Longshot, SASS #53188

**Lady** Ruby Rose Longshot, SASS #67697

**Long Range Pistol, 50m**

**Man** The Blue Ridge Ranger, SASS #31232

**Lady** Purple Sage Lady

**Quigley Match - 200m offhand**

**Man** Blackhands, SASS #70512

**Lady** Montana Anna, SASS #23579

**4-Person Team Shoot**

**Draw 4** Smokey Sue, SASS #35931, Turquoise Bill, SASS #39118, Biloxi Bob, NY Lawman

**Pick 4** Cayuse, Turquoise Bill, Appaloosa Amy, SASS #63949, Quaker Hill Bill, SASS #61021

**Trap**

**Standard** Driftwood Johnson, SASS #38283

**Blackpowder** Jocko, SASS #24595

# THE GREAT NOR'EASTER

## SASS New England Regional

(Continued from page 67)



**JAXONBILT  
HAT COMPANY**

CUSTOM HATS & RENOVATION  
"KICKIN' QUALITY"

ROY S. JACKSON  
P.O. BOX 417 - Hwy 93  
SALMON, ID 83467

WORK (208) 756-6444  
HOME (208) 756- 1016  
www.jaxonbilthats.com

We Accept:

Ask about our other colors & styles! Custom orders welcome.

**"Camouflage Gus"**

CUSTOM HATS  
SX 10X 56X 100X  
From \$145 to \$540  
plus shipping  
Other Old West and  
Movie Favorites Available

**CREATIONS  
By  
GRAHAM**

**GUN CARTS**  
& Cowboy Accessories

- ★ 6 Models to Choose From
- ★ Solid Wood Construction
- ★ Stained & Finished
- ★ Custom "BI-FOLD" Design
- ★ Compact Fit for Cars
- ★ Ammo Box Included
- ★ "No Flat" Tires Standard
- ★ Many Options Available
- ★ Shooting Accessories!

SEE YOU AT 2009 END  
OF TRAIL!

For More Information, Please Visit  
Our Website or Call  
(208) 852-0500  
"Clayton W. Dandy"  
"The Prairie Flame"

www.CreationsByGraham.com  
E-Mail: TheBoss@creationsbygraham.com



Made by cowboys ... for cowboys!

Still searching for that final competitive "edge?" ... a fast shooting cartridge with a low, soft recoil? ... the same type of loads that the "TOP SHOOTERS" use?

# Great Basin Cartridge Co.

**This is the place!**

## Smokeless\*

- .32 H&R Magnum 95gr ... \$19.00
- .38 SP 100gr or 125gr ... \$20.00
- .38 SP 158gr ..... \$21.00
- .38-40 180gr ..... \$28.00
- .44-40 200gr ..... \$26.00
- .45 Long Colt 160gr ..... \$24.00
- .45 Long Colt 200gr ..... \$25.00
- .45-70 300gr (Lever) ..... \$28.00
- .45-70 405gr ..... \$30.00

## Black Powder\*\*

- .32 H&R Magnum 95gr ... \$21.00
- .38 SP 100gr or 125gr ... \$22.00
- .38 SP 158gr ..... \$23.00
- .38-40 180gr ..... \$30.00
- .44-40 200gr ..... \$28.00
- .45 Long Colt 160gr ..... \$26.00
- .45 Long Colt 200gr ..... \$27.00
- .45-70 300gr Plainsman.. \$30.00
- .45-70 405gr ..... \$32.00
- 12ga 7/8 oz #8 ..... \$18.00

Hand-crafted to precise quality specifications and using only the finest components, our products produce the performance that "Top Shooters" expect ... at an extremely affordable price.

**This is NEW, factory-loaded ammunition ... NOT multi-fired reloads!**

**We now offer reloading services! Call for details!**

Call us toll-free at 1-888-333-3859 or visit us at **www.greatbasincartridge.com**

\* Prices do NOT include Shipping & Handling \*\* We use American Pioneer Powder in our BP products.

"Home of the Original Screwknife"®



Kill-em-all Kate Sixgun Sallie Wicked Felina Holy Terror

"Come see the NEW 1911 Screwrench at E.O.T."

# SCREWKNIVES

Traditional Old West Knives and Screwknives

by **REDWING TRADING**

SASS # 43324 & #74463

308-235-7398 or 308-235-5306

100% GUARANTEED SATISFACTION



# THE UPRISING AT SWEARING CREEK

## North Carolina State Championship

By Pearl, SASS #68953

**Salisbury, NC-Oct. 30-Nov. 2, 2008** – “It was the best of times; it was the worst of times ...” This literary allusion fits just right for those of us at the 13th annual North Carolina State match, “The Uprising at Swearing Creek,” those who shot in the morning got a blast of the worst of times, (30 degrees over Halloween weekend is just DARN COLD!) Since turnabout is fair play, those who started in the morning one day, were then able to shoot in the afternoon the next day, and vice versa. The afternoon shooting was the best of times; sunny, warm and just what we hope for, with Carolina blue skies. As all of us who shoot cowboy know, it just works like that sometimes.

Match directors, JM Brown, SASS



**Cowgirl Queens: Immediate past, Camille Eonich; New, Sixgun Sallie; Past, Green Eyed Indian.**

#27309, and Carolina Jack, SASS #18432, did their usual bang-up job providing us with a fun, safe match.

This year’s theme was the novels of Louis L’Amour. Carolina Jack wrote the stages based on ten of L’Amour’s best-known novels, ranging from How the West was Won to Crossfire Trail and many novels in between. In his usual style, Jack managed to teach as well as entertain. Brief synopses of each book were included with each stage description, and as a special treat, Jack even provided ten sets of the ten novels the stages were based on as door prizes! The competitor’s programs were particularly beautiful this year, containing many full-color pictures. I went back and looked through my box of programs, and realized this was the first time we have ever seen this. Note to match directors: color programs are very nice!



**Nunnfaster won the Judges Choice in the costume contest.**

Winners	
<b>NC State Champions</b>	
Cowgirl	Island Girl, SASS #2451
Cowboy	Three Cut, SASS #58264
<b>Top Overall</b>	
Cowboy	Sidekick, SASS #40914
Cowgirl	Island Girl
<b>Top Gun Shoot-off</b>	
Cowboy	Sidekick
Cowgirl	Kill-em-all-Kate, SASS #45804
<b>NC State Category Champions</b> (also won category overall except as noted below)	
49'er	Hoss Blocker, SASS #26906
L 49'er	Sixgun Sallie
Buckaroo	Dirty Dog Alf, SASS #77347
B-Western	Double Shot O'Reilly, SASS #53046
L B-Western	Cherokee Cass, SASS #47941
C Cowboy	Four Fingers Jon, SASS #31801
C Cowgirl	Wicked Wanda, SASS #28122
Duelist	Oklahoma Charlie, SASS #5278
L Duelist	Myra Venge, SASS #72463
E Statesman	Cowboy Gus, SASS #36126
S Duelist	Tracker Mike, SASS #38824
F C Duelist	Dirty Skunk, SASS #46862
F Cartridge	Wendover Kid, SASS #37552
F Cowboy	Wireman
Frontiersman	Jackson Lee McGillicuddy, SASS #73291

Gunfighter	Jim Duncan, SASS #14833
Modern	Jack B Nimble, SASS #23393
L Modern	Kill-em-all-Kate
Junior	Linden Kid
Senior	Pecos Pete, SASS #16437
L Senior	Ms. Jewel, SASS #62556
Traditional	Three Cut
L Traditional	Charlotte, SASS #55777
S Senior	River Rat Randy, SASS #52574
L S Senior	Green Eyed Indian, SASS #51116
Grand Dame	Dakota Belle, SASS #11588
<b>Category</b>	
Traditional Senior	Sidekick Geronimo Jim, SASS# 21775
Modern	Harman Hammer, SASS #20214
Gunfighter	Tall Drink a Water, SASS #68448
L Gunfighter	Mustang Megs, SASS #60070
S Duelist	Ottway Smith, SASS #47839
L S Duelist	Miz Annie Ross
E Statesman	Two Ponies, SASS #18032
F C Duelist	Persuader, SASS #74492
L Junior	Summer Breeze, SASS #61047
L F Cartridge	Tricky Trina, SASS #59582
Buckarett	B.N. Bonnet, SASS #61048



**Top Hand Awards: JM Brown and Camille Eonich.**



**Costume contest winner, High Noon Henry.**



**Top Guns ... Island Girl and Three Cut.**

Thursday morning, October 30th was the official opening. Side matches and the four-stage blast took place this day. The two days of the official competition were Halloween and All Souls Day. Boo! Since we were all already in costume, this was not a problem. Saturday night was the Banquet at our host hotel, the Holiday Inn in Salisbury, NC. Costume awards were presented, followed by the annual barking and yarning contests.

At some point in the distant past, as the story goes, some cowpoke was found howling at the moon. Since then, there has been a competition between the NC cowboys and cowgirls to sound the most like a howling dog. Believe me when I tell you that you have to be there to

(Continued on next page)

(Continued from previous page)  
 experience it! The yarning contest has cowboys striving to tell the most outlandish, but truly believable (yeah, right!), tall tales.

Since we all know costuming is an important and very fun aspect of SASS, we wanted to reward the people who put the most effort into their costumes. The shooting costume winners were chosen in cooperation with the berm marshals. The winners were Loco Linda, SASS #52696, Sliphammer, SASS #360, and The Linden Kid, SASS #57332. The evening award winners were: Best-dressed couple: Remo Williams, SASS #77880, and Clementine. Best-dressed Lady: Wolverine Woman, SASS #60366. Best-dressed Gentleman: High Noon Henry, SASS #67649.

We judges had allowed ourselves "wiggle room" to enable us to present additional Judges' Choice awards. The first of these was to Nunnfaster, SASS #51021, who, wearing a huge sombrero and playing the guitar with great verve, but no talent, sang a lilting Spanish tune using no discernible Spanish words. He was ably backed up by the (identical) Jackson twins of Jackson's Western Store, R.J. Ricochet, SASS #42570, and his twin, whose name I don't know, and the lovely Shootem Up Charlotte, SASS #67585, none of whom could sing either. They brought the house down.

The next Judges' Award went to an unusual couple—Tensleep, SASS #5756, and Royal Barnes, SASS #5792. Ha, we know now Royal Barnes was the villain in L'Amour's The Rider of Lost Creek, and Tensleep got his name from another Louis L'Amour character in Reilly's Luck! These two cowpokes showed us the hilarious aspect of historical cowboys, having to do with being "Rough" and "Ready." No need to bury a cowboy with his boots on, not if those same boots fit you, right Tensleep? A surprise 70th birthday party was the culmination of the evening's events, for Splinter Hauser, SASS #20742. We should all look as good as you do at your age, buddy!

At the awards ceremony on Sunday, Top Hand Awards were presented to Camille Eonich, SASS #48444, and JM Brown, for all their efforts to make the match a success. Could not have done it without you guys! A unique award at Swearing Creek is the Cowgirl Queen Award, a lovely tiara bestowed on this year's winner, Sixgun Sallie by last year's winner, Camille Eonich. This award is for the cowgirl who is always willing to help, has a kind word and a smile for everyone, and does all she can to make every match fun, safe, and memorable. Thank you, Sallie!

We look forward to the 14th annual Uprising at Swearing Creek, which will be held Halloween weekend again in 2009. See you there! 🤠



**Belt Clip Loading Block**  
 As handy as a pocket on a shirt!  
 Prices Start at \$40.00 plus s&h  
 See this and our other products at  
[www.kiowacreektrading.com](http://www.kiowacreektrading.com)  
 or call: 719-495-3936



Shown with 45 Colt cartridges

**Premium hand tooled leather.**  
 available in:  
 Black, Dark Brown, Medium Brown, Mahogany,  
 Saddle Tan & Natural.  
**Solid oak cartridge insert.**  
 available in all popular calibers,  
 and combinations!!!!  
**Spring steel belt clip.**

**Featured in**  
 The Fall 2008 issue  
 of  
 "Guns of the Old West"  
 magazine

# OFF THE WALL

Gun Carts

- 7 Cart styles
- 3 Species of wood
- 7 Wheel options
- 2 Wagons
- 2 New Sheriffs Rack

Suited for the Rowdiest  
 Cowboys & Cowgirls

224 N. Howard St.  
 Greentown, Indiana 46936

Tel: (765) 628-2050  
 Fax: (765) 628-1899

"The Ultimate Gun Cart for C.A.S."

E-mail: [gunther@guncarts.com](mailto:gunther@guncarts.com)  
[www.guncarts.com](http://www.guncarts.com)

Now a SASS  
 Affiliated Merchant

Gunther Cartwright  
 SASS Life Member #20136

# WINTER RANGE 2009

(Continued from page 1)

board member a budget with which to complete their assigned task, and CAREFULLY monitors and controls all of Winter Range's expenses. (This was especially critical this year because of all the unknowns caused by the economy.)

Inasmuch as Winter Range is not a club and has no permanent shooting facilities, it lives in a storage yard and



"Terrific"



Man, am I having fun!



The Arizona Territorial Company of Rough Riders

several storage containers about a mile and a half from where Winter Ranch is held. Throughout the year the board meets in the storage yard to build new props, repair and repaint old ones, and fix and repair targets. The sole obsession of the Rough Riders and the topic of discussion of every board meeting is how to make Winter Range the best match possible for the shooters. This year things changed a bit.

Winter Range takes place at the Ben Avery Shooting Facility. With 1,650 acres, Ben Avery is one of the largest ranges in the country. For several years, the Arizona Cowboy Shooter's Association and Winter Range have been urging Ben Avery



Holy Terror and Badlands Bud ready for the Top Gun final showdown.

management to construct permanent cowboy facilities. Finally, while Winter Range Board members were at the SASS Convention, the word came down—Ben Avery had approved the construction of two permanent stage fronts. For the next two and a half months, board members worked daily on the two "fronts" (which had evolved into actual buildings) until February 18, 2009, at which point work had to stop. Because, the next day the final assault that would result in Winter Range 2009 would begin.

On the morning of Thursday, February 19, the assault began when the ground troops—the Arizona Rangers—started rolling in. (There

(Continued on next page)



Winter Range also provided the venue for a SASS Mounted Shooting match this year. Mounted Shooting Champion, Star of July, troops the colors during opening ceremonies. There are now new Mounted Shooting facilities at Ben Avery, which Winter Range plans to use in 2010.

## Main Match Winners

<i>Buckarett</i>	Lulu Sure Shot, SASS #66230
<i>Buckaroo</i>	Young Gun Lyle, SASS #81108
<i>Jr Girl Junior</i>	Sage Chick, SASS #48454
<i>Grand Dame</i>	Eighter from Decatur, SASS #67938
<i>E Statesmen</i>	Stagecoach Sally, SASS #26400
<i>C Cowgirl</i>	Rosita Gambler, SASS #41377
<i>C Cowboy</i>	Wicked Wanda, SASS #28122
<i>L Duelist</i>	T-Bone Dooley, SASS #36388
<i>Duelist</i>	Pepper Shot, SASS #34370
<i>L B-Western</i>	Nuttin' Graceful, SASS #39117
<i>B-Western</i>	Half-A-Hand Henri, SASS #9727
<i>L F Cartridge</i>	Copperhead Joe Black, SASS #39162
<i>F Cartridge</i>	Pinto Annie, SASS #27966
<i>L Gunfighter</i>	Ringer, SASS #48552
<i>Gunfighter</i>	Curl E. Kay, SASS #40966
<i>L S Senior</i>	Nueces Outlaw, SASS #21794
	Running Bare, SASS #2323

<i>S Senior</i>	Evil Roy, SASS #2883
<i>S Duelist</i>	Ruff Cobb, SASS #7548
<i>L Senior</i>	Two Sons, SASS #12636
<i>Senior</i>	Palo Verde, SASS #56522
<i>F C Duelist</i>	Lefty Eastman, SASS #20645
<i>Frontiersman</i>	Four Bucks, SASS #36386
<i>L 49er</i>	Etta Mae, SASS #12478
<i>49er</i>	Hells Comin, SASS #56436
<i>L Modern</i>	Echo Meadows, SASS #50735
<i>Modern</i>	Long Swede, SASS #22129
<i>L Traditional</i>	Holy Terror, SASS #15362
<i>Traditional</i>	Badlands Bud, SASS #15821

## Side Match Winners

<b>Plainsman</b>	Lefty Eastman
<b>Long Range Pistol</b>	
<i>Cowgirls</i>	Texas Tiger, SASS #74829
<i>Cowboys</i>	Goatneck Clem, SASS #16787
<b>Rifle</b>	
<b>Pistol Caliber</b>	
<i>Cowgirls</i>	Pure Lilly, SASS #6395
<i>Cowboys</i>	Smokin' Gator, SASS #29736
<b>Rifle Caliber</b>	
<i>Cowgirls</i>	Texas Tiger

<i>Cowboys</i>	Sheriff Pack Wolf, SASS #31917
<b>Single Shot</b>	
<i>Cowgirls</i>	Pure Lilly
<i>Cowboys</i>	Cletus Starr, SASS #22081
<b>Quigley</b>	
<i>Cowgirls</i>	Pure Lilly
<i>Cowboys</i>	Two Dot, SASS #14911
<b>Cowboy Sporting Clays</b>	
<b>Black Powder</b>	OI' #4, SASS #41004
<b>Smokeless</b>	
<i>Cowgirls</i>	Iona Vaquero, SASS #49084
<i>Cowboys</i>	Goatneck Clem
<b>Shotgun Skeet</b>	
<b>Black Powder</b>	R.C. Hammer, SASS #42253
<b>Smokeless</b>	
<i>Cowgirls</i>	Dixie Bell, SASS #5366
<i>Cowboys</i>	J. D. Cahill, SASS #1732
<b>Shotgun Trap</b>	
<b>Black Powder</b>	R.C. Hammer
<b>Smokeless</b>	
<i>Cowgirls</i>	Dixie Bell
<i>Cowboys</i>	Elliott James, SASS #2804

<b>Derringer</b>	
<i>Cowgirls</i>	Belinda Belle, SASS #42966
<i>Cowboys</i>	Big Iron Patnode, SASS #60632
<b>Pocket Pistol</b>	Big Iron Patnode
<b>Speed Pistol</b>	
<i>Cowgirls</i>	Sage Chick
<i>Cowboys</i>	Prestidigitator, SASS #52251
<b>Speed Rifle</b>	
<i>Cowgirls</i>	Sage Chick
<i>Cowboys</i>	Deuce Stevens, SASS #55966
<b>Speed Shotgun</b>	
<i>Cowgirls</i>	Sweetwater, SASS #1122
<i>Cowboys</i>	Badlands Bud
<b>All Around Cowboy</b>	
<i>Cowgirls</i>	Sweetwater
<i>Cowboys</i>	Prestidigitator
<b>Long Range Optical</b>	
<i>Cowboys</i>	Jubal Sackett, SASS #22531





# Anatomy of a Major Match



**Winter Range 2009 Sees It's First Permanent Stage Fronts**

(Continued from previous page)

are 30 Rangers that volunteer ten to fourteen days of their time to help the Rough Riders set-up Winter Range.) The shooting bays were marked with colored paint showing target locations and the placement of stage fronts and props. That afternoon the trailers started rolling.

First came the shotgun targets, then the rifle and pistol targets, then the throwers and the rolling target. The next day the stage fronts arrived, followed by smaller props, and then cases of paint, hardware, and small decorations. The stages rose from the desert floor, and by Monday afternoon, the major construction was done. Meanwhile, while the stages were being set-up, out in the parking lot the main tent went up. Vendor tents went up and vendors were moving into their spaces, porta potties were brought in, the parking lot striped, tables and chairs set up in the main tent, and a million other details addressed. Tuesday brought final painting, cleanup of the range, and a sigh of relief by the Rough Riders—Winter Range 2009 was ready to shoot!!!



**Winter Range continued its "multi-media" approach to making the shooters' safety meeting interesting and memorable.**



**The evolution of innovative gun carts continues ... what next?**

And, now a word from our sponsors. Cowboy Action Shooting™ matches could not exist without sponsors, and all cowboys and cowgirls should be thankful for their support. Winter Range has been fortunate for several years to have as its Master Sponsor Wild West Mercantile and as its Major Sponsor Phil aka "Philthy Phil" and Jo Doornbos. The other fine sponsors that help bring you Winter Range include: Cimarron F. A. Co., Action Targets, Black Hills Ammunition, Dillon Precision Products, Kirkpatrick Leather, Legendary Guns, Long Hunter Supply, Mernickle Custom Holsters, Sturm, Ruger & Company, Taylor's & Co. Inc., EMF, Sportsman's Warehouse, Tim's Toyota, Competitive Edge Dynamics, Smokey & Sierra Villa, and Desperado Cowboy Bullets. Now, back to our regularly scheduled program.

## The Match


Wednesday is side match day with events spread all over the Ben Avery range. Long range events, speed rifle, speed pistol, pocket pis-

tol, derringer, all around cowboy, and a full range of shotgun events on the trap and skeet fields all take place on Wednesday. These events require additional cowboy power and 100 Volunteers help with the side matches. The Volunteers are usually main match shooters from all over the country that volunteer their time to help run the side matches. Wednesday is the peak day for the Rough Riders, the Rangers, and the Volunteers; with 150 dedicated folks doing their best to make sure everyone has a good time.

The theme for Winter Range 2009 was *Games the Cowboys used to Play* and various games were worked into the shooting and after hour events. On the all around cowboy stage, the stage started with a rifle, then there were plenty of shotgun targets, and finally a dynamite plunger was depressed to release a rolling ore car that had to be engaged with a handgun. Keeping with the *games* theme, on this stage there was a cannon with the breech end sticking through the fort walls. The shooter had to light the fuse on the cannon and once the fuse was lit, the clock started. The cannon would go off after 45 seconds. Everyone that shot the stage before the cannon went off was to receive a ticket for a drawing. Unfortunately, the fastest time on the stage was 58 seconds! So, Winter Range gave everyone a ticket just for shooting the stage.

The main match was shot over the next three days and what a match it was! The props, as always, were superb. In fact, they were beyond superb. The Full Size River Boat, the Train, and the other props Winter Range is known for were magnificent. However, the new permanent stages were beyond belief. They are actual buildings that are designed to be shot over, under, through, around, and from within. There are shooting tables and gun racks placed all over the exteriors and interiors so stages can be shot in a variety of ways. No one is going to have to worry about returning to Winter Range and shooting Fort Sinclair or Coosie's General Store the same way twice.

Spread throughout the twelve main match stages were seven games to be played. Two were part of the shooting scenario; the others could be played at the shooter's leisure. The games were all designed to be simple and fun. If the shooter played the barbwire toss, the buffalo chip toss, the money wheel, or the other games and won the game, they received a ticket for a drawing.



**Badlands Bud—  
SASS 2009 National Champion.  
Speed and consistency do it  
every time! Great Shooting  
& Congratulations!**

Winter Range is the SASS National Championship. The stages are written to be challenging to top competitors from around the world and, yet, still be fun for shooters of all skill levels. Day one proved the stages met these requirements.

On Thursday night something new was tried. (New for Winter Range.) A couple of the Winter Range board members are blackpowder shooters and convinced the rest of the board to try a blackpowder night shoot. The shoot was promoted on the SASS Wire and word of mouth and turned out to be a blast. Literally! Over 100 shooters showed up with all manner of armaments.

The night turned out warm, so instead of using the fire barrels that had been placed on the bay for the blackpowder shooters to warm their hands, they were hauled out behind the firing line and lit. Once the flames were roaring, the targets were backlit (there were no other lights and there was no moon) and the shooting began. No categories, no timer, just a loud "GO," and the shooter began the stage. Everyone was yelling encouragement and the "oohs" and "aahs" from the crowd kept up all night.

Gale Force showed up with a shotgun load that looked like one of those nuclear powered hand grenades they developed during the cold war. Some of the old guys might remember them. They had a 200-meter bursting radius. Unfortunately, the furthest anyone could

(Continued on page 74)

# WINTER RANGE 2009

(Continued from page 73)

throw one was 50 meters. The project was cancelled after the first field test. At any rate, when that thing went off everyone in line was blinded for about the next ten minutes.

When the two posses switched sides, a down range was called, the fires re-stoked, and all heck broke loose again. For the grand finale a Gatling Gun was rolled up, everyone lined up on either side, and the gunner let her rip. A couple of magazines at normal speed and a couple of magazines shot as fast as the handle could be cranked were shot. The moonless night sky was lit up by hundreds of blackpowder .45-70 rounds going off in a matter of seconds. Custer made a big mistake not taking those babies with him to the Little Big Horn!

The shooting was over, but the fun continued. Wild Bull and his wife, Misses Allthetime, came from Sweden to shoot Winter Range, and it so happened it was their wedding anniversary that night. Out came a cake with some sparklers on it, and as everyone ate, certificates noting the holder had shot the first ANNUAL (yep, it will be back) Winter Range night shoot were handed out. I understand arrangements have already been made to start next year's blackpowder night shoot with a big boom! As far as I could tell, everyone shot the blackpowder night match CLEAN.

One of the main attractions at a major match is the vendors. The match is shot in relays and when you are not shooting, wandering among the vendors is one of the best ways to while away the hours. Even though times are tight, the vendors came out in force to support Winter Range and Cowboy Action Shooting™. Winter Range was fortunate enough to actually have more vendors in 2009 than last year. Browsing the guns, the clothes, and the accessories, is always fun, and to be able to see all sorts of cowboy products in one location is a treat. And, the food! Food vendors of all kinds were on-site with something to fit every palette and taste. And the weather, the weather was perfect, sunny and in the 80's.

After visiting the vendors, your intrepid reporter went out among the masses to see if they were enjoying their visit to Winter Range. I introduced myself as a Cub reporter from the *Chronicle* to one young lady, and she said, "you are far beyond the point in your life where you can be called a cub for any purpose." I'm not sure if that

## BUILDINGS



*Winter Range's two permanent memorial facades provide truly enviable ambiance on the Action Shooting rage.*

## EUROPEANS



was a compliment or an insult, but I digress. The dress code of the day must have included smiles, since everyone I saw was sporting one.

So how did the shooters like the match? "Fantastic, I'm especially glad Winter Range honored Coosie and Old Dead Eye by naming the

new fronts after them," said Samuel B. Carpenter from Norway. Ugly from Illinois said, "great props, this is my third trip to Winter Range." Toranado from Illinois said it was his sixth trip, and he would be back. "Love the new stages, great match, always is, and this is my tenth

Winter Range," said Billy Boots from Texas. Mild Will Cheatum from San Diego, California, "great job on the match and props." "This is the best shoot in the country, has to be or this wouldn't be my fifth trip," said Marshall Stone. Ran across U.S. Grant spotting on stage 5, with a big smile he simply said, "FANTASTIC." And so it went, virtually everyone was having a great time shooting, shopping, and socializing. One fellow got so excited he grabbed my camera (must have thought it was a microphone) and shouted what a great time he was having. Didn't catch the name, but his SASS badge number was 4.

And then the wind came. On Friday night a desert windstorm swept through Ben Avery and three stages were heavily damaged. (One was totally destroyed.) At the crack of dawn, the Rough Riders and Rangers were out on the range with sawzalls, hammers, drills, and other equipment, and by the start of shooting at 8:00 had the stages patched together and ready to shoot. Other than wind damage to the stage fronts, there was not a single prop or target failure for the entire match. The wind continued for a few hours Saturday morning. Some shooters claimed the wind was so strong when they shot the shotgun targets they went halfway down and the wind blew them back up!

The evenings were as exciting as the days. On Friday night there were more cowboy games for the kids to play in the main tent with bingo for the adults. When the bingo games were over, those pards wanting a little more gaming stayed for poker. Saturday night saw the main banquet, awards for the side matches, and the Sunset Pioneers with their great music and humor mightily entertained the crowd. On Sunday would be the top gun shoot-off and the awards ceremony.

Sunday dawned bright and sunny and once more the weather was perfect. The Top Gun shoot-off proceeded before a large crowd and was a hoot. Everyone tries to run flat out since speed is the name of the game in a shoot-off. This speed occasionally took its toll with shotgun targets to makeup or rifle and handgun reloads to pickup missed targets. This made for some exciting shooting as just when one shooter looked like a clear winner, a miss and a reload would equalize everything, and there was a race to the final knockdown plate. Badlands Bud and Holy Terror both showed why they are among the

(Continued on next page)



# Anatomy of a Major Match



*(Continued from previous page)*

top shooters in the world as they won the men's and women's top gun. Then they had a shoot off to see who was the best of the best. Both had misses, both had reloads, and in a race to the wire Holy Terror edged out Bud for top honors.

There were a lot of dazzling shooting displays, but honorable mention has to go to Lead Dispenser. The shoot-off began with the shotgun. There was a knockdown that launched a charcoal briquette and then a second knockdown that launched a full can of soda. Lead Dispenser shot both knock-downs and THEN both flyers, single loading a '97! The crowd went wild; it was an amazing display of prowess with the '97.

As soon as the shoot-off was over, the awards ceremony took place in the main tent. Coyote Calhoun thanked the Rough Riders for an outstanding shoot and commented he was jealous of the props and the volunteers that Winter Range manages to produce year after year. For the Rough Riders, this was the ultimate compliment. The trophies and buckles were handed out, and Winter Range 2009 came to a close. Almost.

**Postscript**

While the awards ceremony was taking place, the Rough Riders and Rangers were already out on the range dismantling the stages and getting ready to store Winter Range in its new home. As part of the range improvements that led to the construction of the two permanent fronts, Ben Avery also built a new storage yard on-site for Winter Range. Everything was taken down in the opposite order they were put up and stored in the new site. By Monday afternoon everything was put away, and for the first time in many months, the Rough Riders could lean back and relax—for about an hour. That night they started reviewing the comment sheets and discussing how to make Winter Range 2010 even better.

The Rough Riders hope to see you all there **February 24th – 28th, 2010!!!**





# WILD, WILD WEST: IDAHO STYLE

By Charlie MacNeil, SASS #48580

Ah, August in western Idaho - the soothing tropical breezes, the waving palm trees...Charlie, wake up! There ain't no palm trees in Idaho! At least I don't remember seein' any around Boise. And the weather ain't exactly what you might call tropical that time of year...

Dang, I guess I was dreamin' there for a minute. Idaho's famous for spuds, not palm trees, and the Oregon Trail Rough Riders're famous for puttin' on the Reckoning at Black's Creek, otherwise known as the SASS Idaho State Championship, at the Black's Creek Public Shooting Range. This is one of the finest cowboy shoots a fella can attend. There was gun raffles and door prizes, and every shooter got a commemorative belt buckle and lapel pin, and lunch was served every day. The Reckoning takes place the second weekend in August every year, and if you've ever been to that part of the world at that time of the year, you know that tropical ain't exactly an apt description of the weather...



*Pinto Annie continues to demonstrate shooting excellence ... and manages to maintain all her Victorian femininity in the process. Great shooting and great costumes!*

For 2008 the ladies and gents of the OTRR outdid themselves, in this writer's humble opinion. Aply commanded by LTC Nathan, SASS #31555, who can take harassment with the best of 'em, and often has to, the denizens of Woggtville (a small village at Black's Creek that's named for the one and only Wogg, SASS #28699, who got his hiney kicked by...No, wait, I'm gettin' ahead of myself here) put together a grand old time based on The Wild, Wild West. No, not the version with Will Smith playin' the ingenious Mister James West, but the real deal with the original James West and Artemis Gordon.

The weekend started in the middle of the week with a RO class on Wednesday, which, unfortunately, yers truly couldn't attend due to that four-letter word that starts with a w and ends with a k. I heard that it went good. The real fun for me actually started Wednesday evenin' when Shanghai Noon, SASS #48744, my son and shootin' buddy, rode into the nearby town of Nampa with me to set

up housekeepin' at Grubslinger's, SASS #36658, ranch (well, him and Bar 11 Belle do have horses there, so I guess you could call it that). Grubslinger's family, and he don't charge no rent, except for maybe a cold beer or two and a good feed of Chinese vittles at the local buffet...

Thursday morning we were all up bright and early, or at least early. Shanghai Noon ain't exactly a morning person, so we sicced the dogs on him; they slurped him right out of his blankets and onto his feet. In short order we had ourselves dressed to the nines and stuffed into his loaded-down micro-buckboard (a Ford Focus. What can I say, that little sucker gets 35 mpg) and were followin' Grub Slinger through the back-country to the range, with a stop along the way for some grub, so to speak...

At the range, we ran across Rockhouse Ryan, SASS #72271, and his sire Dirty Bert, SASS #75081, who, several years ago at a family BBQ, sternly admonished yers truly  
*(Continued on next page)*

Winners		Idaho State Champions		Wild Bunch	
<b>Match Overall</b>		<b>F Cartridge</b> Runamuck, SASS #49216	<b>L 49er</b> Belinda Belle	<b>Bullet</b> , SASS #19707	
<b>Man</b>	Wogg, SASS #28699	<b>S Gunfighter</b>	<b>L Senior</b> Concho Kate	<b>Plainsmen</b>	
<b>Lady</b>	Pinto Annie, SASS #27966	Idaho Leadslinger, SASS #45129	<b>L S Senior</b> Hurdy Gurdy Shirl, SASS #71759	Runamuck, SASS #49216	
<b>Junior</b>	Mini Bullett, SASS #66330	<b>Gunfighter</b> Idaho Bad Company SASS #28943	<b>49er</b> John Bear	<b>Team Shoot</b>	
<b>Idaho State Champions</b>		<b>Junior</b> Idaho Diamondback Kid, SASS #67180	<b>Traditional</b> Wogg	Belinda Belle	
<b>Man</b>	Wogg	<b>L 49'r</b> Belinda Belle, SASS #42966	<b>Side Matches</b>	Shanghai Noon, SASS #48744	
<b>Lady</b>	Idaho Six Gun Sam, SASS #28944	<b>L Duelist</b> Sister Shotgun, SASS #65678	<b>Speed Shotgun</b>	Texas Slick Willy, SASS #53477	
<b>Junior</b>	Idaho Diamondback Kid, SASS #72413	<b>Gr Dame</b> Ladyfinger, SASS #11528	<b>Man</b> Shalako Tucker, SASS #39361	Willie Killem, SASS #58087	
<b>Top Gun Shoot Off</b>		<b>L Gunfighter</b>	<b>Ladies</b> Belinda Belle Speed Pistol	<b>Couples Shoot</b>	
<b>Man</b>	Wogg	Missy Mable, SASS #35428	<b>Speed Pistol</b>	Texas Jack Morales, SASS #5030	
<b>Lady</b>	Pinto Annie	<b>L Junior</b> Pellett, SASS #66329	<b>Men</b> White Rider, SASS #71898	Leggs Balou	
<b>Junior</b>	Mini Bullett	<b>L Modern</b> Leggs Balou, SASS #10400	<b>Ladies</b> Pinto Annie	<b>Costume Winners</b>	
<b>True Grit Award</b>		<b>L Senior</b> Concho Kate, SASS #50221	<b>Speed Rifle</b>	<b>L Junior</b> TF Blondie, SASS #81724	
<b>Big Horn Bing</b> , SASS #5370		<b>L Traditional</b>	<b>Men</b> Wogg	<b>Junior</b> Diamondback Kid	
<b>Categories</b>		Pinto Annie	<b>Ladies</b> Pinto Annie	<b>Military</b> Medicine Foot, SASS #40801	
<b>49'r</b>	John Bear, SASS #49620	<b>Modern</b> Idaho Shady Layne, SASS #48837	<b>Derringer</b> Rascal Rick, SASS #51258	<b>Soiled Dove</b> Dusty Dawn, SASS #71899	
<b>Buckeroette</b>	Mini Bullett	<b>Senior</b> Jimmy R, SASS #5026	<b>Pocket Pistol</b>	<b>Ladies</b> Miss Melody	
<b>Buckaroo</b>	Spring Valley Kid, SASS #74563	<b>S Duelist</b> Grandpa Dillon, SASS #26051	<b>Men</b> Tonapah Tom, SASS #35509	<b>Working</b>	
<b>C Cowboy</b>	Grubslinger, SASS #36658	<b>Silver Senior</b>	<b>Lever</b>	<b>Cowboy</b> Shalako Tucker	
<b>Duelist</b>	Cowboy Two Guns, SASS #39591	Wilkes, SASS #52976	<b>Rifle Caliber</b>	<b>Cowgirl</b> Concho Kate	
<b>E Statesman</b>		<b>Traditional</b> Wogg	<b>Pistol Caliber</b>	<b>Jr Cowgirl</b> Liver Eatin Lilly	
<b>Dr. George</b> , SASS #5234			<b>Single Shot</b>	<b>Jr Cowboy</b> Spring Valley Kid	
<b>Frontiersman</b>			<b>Rifle</b> Fernley, SASS #19663		
<b>Barrowed Eye</b> , SASS #30526			<b>Buffalo</b> Cascades Annie, SASS #70533		





(Continued from previous page) and Grubslinger (they're brothers) for getting Cornflakes, SASS #44666, their daddy, so deep into CAS. We're innocent! Cornflakes corrupted us! And now ol' Bert's on the OTRR board. Funny how things happen sometimes, ain't it? So anyway, we got checked in, threw our names in the pot for the team shoot later on, then lent our hands to putting the canvas on some sunshades that we knew would come in handy later in the day. The sun is closer to the ground in western Idaho in August than it is in a lot of other places, so shade can be a premium sometimes. This was not an act of unselfishness; it was an act of self-preservation...

Thursday was the six-stage warm-up match. The cool part of this one was that on Stage One, we got immortalized in film! An outfit called Viral Intermedia Productions, or VIP, had mirrors set up on Stage One so they could film us from the front without bein' in the line of fire. Turned out pretty good, although those of us who were shootin' real cartridges, as opposed to that smokeless stuff, sort of disappeared into a blinding, white haze... Did I mention the heat? And, the humidity? I reckon not, so let me just say that on that first morning, with a potential thunder-boomer hanging overhead, the powder smoke stayed. And stayed. And stayed some more...

Friday was the first day of the main match. When I initially signed up me and Shanghai Noon, I requested that we be posse'd with Grubslinger; little did I know what

I'd be gettin' myself into. We looked on the schedule and found which stage we were startin' on, and went to meet the rest of our posse. It turned out to be probably the most fun posse a shooter could be involved in. There was nine of us who were kin, includin' Trask River Trapper's SASS #53328, grandson, a junior who pretty much shot rings around us taller, er, older, folks. Then there was three good ol' boys from Oregon who were mostly related, and two married couples. 'Scuse me for not namin' all the names. I'm findin' that as I get older, those sorts of details sometimes slip away into the powder smoke. After the first stage, the one couple didn't appear to be too sure just exactly what they'd got themselves into, neither...

Each stage of the main match started with a line from *The Wild Wild West*, then we went to shootin'. Wogg was the match director, and he's a devious sort. There's plenty of movement, and he sets the targets up big and close. His competition gets cocky, thinkin' that they can't miss. Surprise! As has been said before elsewhere, there ain't no such thing as a target too big or too close to miss. Especially when yer shootin' smoky powder and there ain't no breeze to move the smoke out of the way. Since I shoot Frontier Cartridge, I occasionally found myself "firin' for effect", with no answerin' clang echoin' through the haze...

Let's us discuss the stage settings just a skosh, here. The first six stages of the main match were shot in Woggville, which consists of a

stagecoach, a hotel/house of ill repute, a jailhouse, etc. It makes you look just a little before you leap, 'cause you're shootin' through windows, etc. But the OTRR prides themselves on their safety record, so they hire good posse marshals. Ours was a gent name of White Rider, SASS #71898, an' he's one heck of a fast shooter...

Friday afternoon was the side matches, everything from long-range rifle to long-range single shot to speed pistol, shotgun, etc. And, a couples shoot. But the most fun, far as I'm concerned, was the team shoot. Somewhere, whether it was in a dream or whatever, the evil gremlins behind the OTRR conjured up the idea of a jail break. Here's how it worked: four of us were selected by drawin' numbers out of a hat. Our legs got chained together with a long leash, and we had to run outta the jail house to the tables where the guns were staged. I was in the lead, and shootin' the rifle, followed by Kuna, SASS #39361, on pistol, then Wogg on pistol and Pinto Smith, SASS #20432, on shotgun. There was a collective "Ohhh..." from the gallery when Señor Wogg blazed right by one of his targets. Long story short, Shanghai Noon ended up as the shotgun on the winning team, shootin' smooth and slick, and was heard to say that it might be the only time in his life that he'll ever beat Wogg...

Saturday was the final six stages. The highlight of Stage 7 for this writer was the arrival of Sweet Violet, whom I had never met. What a lady. After the shootin' was over

and the guns were put away, there was lunch followed by a dart throw in a monsoon. That's right, a monsoon. One of the thunder-boomers that had been building all day decided that we were all over-het and needed some coolin' off, so down came the rain...

Saturday night was the awards banquet at the Red Lion Downtowner in Boise. The food was good and the beer was cold, and lots of awards were given out, including a third place in Frontier Cartridge for me! I was so surprised, you coulda knocked me over with a feather...

Dang, I almost forgot to tell ya about the shoot-off on Sunday! When the smoke finally cleared, Wogg was the men's champ, Pinto Annie, SASS #27966, was the women's champ, and, if memory serves, Mini Bullett, SASS #66330, was the junior champ. She's a dandy, and she'll soon be givin' Pinto Annie and the other fine lady shooters a run for their money. The high point of the shoot-off for most of the spectators was the finale, though: Wogg versus Pinto Annie. And the winner is...Pinto Annie, shootin' in her Sunday-go-to-meetin' dress! Wogg'll no doubt be lookin' for a rematch in 2009!

These are just a few of the many highlights of the 2008 Reckoning at Black's Creek. This is one of the best shoots a cowboy can participate in, and I want to thank LTC Nathan, John Bear, SASS #45620, Wogg, and all the other folks too numerous to mention who put on this fine event. The next Reckoning will be held August 5-9, 2009. You can bet Shanghai Noon and me'll be back! 🤠



# AMBUSH ON THE BUTTERFIELD TRAIL

## January 23-25, 2009

By Four Bucks SASS#36386

**L**as Cruces, NM – Fast Hammer, SASS #60707, had been asking me for a while to come down to Las Cruces to shoot his annual, Ambush on the Butterfield Trail. January in Alaska seemed like the perfect time to do that. When I left Anchorage, it was -20 and there was ice fog in the air. When I arrived in El Paso, it was sunny and 65. Guess who was the happiest cowboy at this shoot?

After the short ride to the range in Las Cruces, we were handed a plate of food, offered a place to stay, and made to feel very welcome. Little did I know this would all come with a price. The next morning when JT Wild, SASS #20399, and I arrived at the range, we were handed heavy tools and made to do manual labor under the watchful eye of the evil Mr. Hammer. We slaved in the burning sun, through a down-pour of heavy rain and late into the




*This match also boasted a Wild Bunch match on Side Match Day, which was well attended. Crazy Kurt (l) was the top "Traditional" competitor, and Tex (2nd from l) was the top "Modern" competitor.*

night without food, water, or even a break to doctor our bleeding hands. All the while Fast Hammer rode around in his four-wheeler barking orders and cracking his whip. What? That's not how it happened? Well, those that know me say I never let the truth get in the way of a good story. The part about flying into El Paso is true.

The real story goes something like this ... The Picacho Posse is a group of the finest cowboys I have ever met, and they made us all feel like family. We did do a little set-up work, but it was fun and lots of hands made for light work. Before we knew it, all of the heavy work was

done, and the ranges were set. More great food magically appeared, and we sat and visited in anticipation of the fun to come.

Friday dawned sunny and warm, a good omen for the side matches and Wild Bunch shoot to come. Speaking



*Match Director, Fast Hammer was everywhere making sure all his planning was being faithfully carried out. He designed and produced an excellent match and ensured an enjoyable experience for all his guests.*



*JT Wild was not the least bit shy about accepting the keys to a new Cadillac truck! He had to promise to let Texas Tiger drive it on alternate weekends!*



*The targets were well placed and plentiful! The scenarios were well thought out and fun to shoot without unintentional procedurals built in. There were enough props to make the shooting interesting.*


of the Wild Bunch Match ... if you have never participated in one, put it on your list of things to do. This was my first, and I'm hooked! Talk about a hoot! Three or four magazines through a 1911, a '97 pump shotgun stoked with five or six rounds, and a big bore lever gun all on one stage ... it's a great side-match that really adds a lot to a weekend of shooting. 26 shooters took part in the Wild Bunch match at Ambush, and I saw more grins and heard more "yee-haws" than you could count. SASS  
(Continued on next page)

### Winners

<b>Overall Cowboy</b>	J. T. Wild, SASS #20399
<b>Cowgirl</b>	Texas Tiger, SASS #74829
<b>Categories:</b>	
<b>Buckaroo</b>	Cowboy Clay, SASS #67520
<b>L B-Western</b>	Silver Heart, SASS #48482
<b>F Cartridge</b>	Tomahawk Kid, SASS #37569
<b>Frontiersman</b>	Dawgtooth Dave, SASS #62829
<b>Grande Dame</b>	Lawless Lori Sue, SASS #80852
<b>E Statesman</b>	Rosita Gambler, SASS #41377
<b>C Cowgirl</b>	Sagebrush Molly, SASS #62830
<b>C Cowboy</b>	Doc Baker, SASS #50032
<b>L Modern</b>	Anna Pavlova, SASS #57407
<b>Duelist</b>	Fast Hammer, SASS #60707
<b>Modern</b>	Smith Ryan, SASS #72821
<b>L Duelist</b>	Terrible Terrill, SASS #32278
<b>L Senior</b>	Camptown Lady, SASS #8303
<b>Senior</b>	Restless, SASS #26763
<b>Sr Duelist</b>	Ruff Cobb, SASS #7548
<b>L Silver Sr</b>	Ramblin' Rose, SASS #2811
<b>S Senior</b>	Colt Heart, SASS #55206
<b>Gunfighter</b>	Tex, SASS #4
<b>L 49er</b>	Annabelle Peacock, SASS #50114
<b>49er</b>	J. T. Wild
<b>L Traditional</b>	Texas Tiger
<b>Traditional</b>	Mica McGuire, SASS #18526



*Texas Tiger from New Mexico and former National Champion, JT Wild of Utah, were the top male and female competitors ... great shooting and congratulations!*



(Continued from previous page)  
has found another great way to spend a cowboy afternoon. Not to mention another reason to buy more guns! Tex, SASS #4, and Crazy Kurt, SASS #55520, were the big winners. Congrats and great shooting!

The rest of Friday afternoon was spent shooting a wide array of side-matches and making final preparations for Saturday and Sunday's main match stages. Fast Hammer was driving his four-wheeler in ever-widening circles, shouting and pointing, and generally telling us to go do things we had already done. We were all looking forward to the match getting started so he could relax!

Saturday morning was another New Mexican beauty. Eighty-four shooters gathered around for the opening remarks and safety briefing. After an inspiring invocation from Restless, SASS #26763, we all headed to our respective bays to sling some lead. What followed was five stages of close, fast, in-your-face Cowboy Action Shooting™ that was as good as any in the country. The stages were well written and flowed smoothly. All of the posse leaders were ladies, and they did a fantastic job. They sure had us cowboys toeing the line! Things stayed on time, and I never heard a single complaint.

Saturday evening brought with it a marvelous dinner and prize giveaway. The meals were provided and prepared by the 4 H Bullseye Shooting Club; an organization that trains youngsters to participate in various shooting disciplines, teaches hunter safety, and wildlife identification. The meals were delicious and the portions plentiful. The kids also helped out by picking brass, saving a lot of tired, old backs in the process. After supper, prizes were handed out to all of the participants by drawing. Fast Hammer had really beaten the bushes gathering donations from various local businesses, ensuring every shooter received a prize.

That's pretty awesome with the economy being as it is.

Sunday morning, we all coffee'd-up and were back on the range bright and early. Five more fun-filled stages were shot in the warm New Mexico sun. After everyone had fired their last shot and put away their guns, tear down and clean-up began. Everyone pitched in, and the ranges were cleared, and props and steel were put away in short order. While we were doing that, Giggles, SASS #41964, and her able assistants were tallying scores and preparing the results for the awards ceremony. Fast Hammer would like to believe he was running this shoot ... but we all know behind the scenes, Giggles was making it all happen. Hats off to her for a job well done!

As we all gathered around the fire to hear the winners called out, Tex pulled his big white Cadillac truck up to the stage. Finally someone was going to give away a Cadillac at a SASS shoot! Tex said he was the boss and didn't care what Cat Ballou, SASS #55, said. He could give it away if he wanted to! Well ... the part about it being white is true.

Trophies were awarded in 22 categories. There was lots of smiling and back-slappin' followed by a fair amount of picture takin'. When it all washed out, JT Wild was the overall winner with Texas Tiger, SASS #74829, taking first Lady overall.

I traveled 3000 miles to shoot in the 4th annual Ambush on the Butterfield Trail, and it was worth it. It was one helluva good shoot put on by a first class club. I like to give Fast Hammer a hard time, but in all honesty, he is a good friend and embodies the spirit of our game.

If you're in the Southwest in January 2010 and are looking for a great shoot, give this one a try. You won't be disappointed. 🤠





**Whooper Crane,**  
SASS #52745  
Mug shot by Deadeye Al

### 855 New Cowboy Action Shooters in Just Two Days!

*Our Bunkhouse Bidness is a bit different this month. Instead of focusing on one SASS Club, we're putting a spotlight on a very special event that three Arizona cowboy clubs take part in to showcase our exciting "game," and to drum up interest among new shooters. Are events like these available in your neck of the woods? They're great for spreading the word!*

Each year, the Arizona Game & Fish Department hosts an Outdoor Expo at Ben Avery Shooting Facility (home of SASS' Winter Range), just north of Phoenix.

This year's event drew a record crowd of 35,000 people over the March 28-29 weekend to experience the many outdoor activities folks can take part in throughout the state.

The Expo, through displays, exhibitions, and hands-on opportunities, showcases wildlife viewing, fishing, hunting, shooting sports, archery, camping, off-highway vehicle recre-

# BUNKHOUSE BIDNESS

## A Spotlight on SASS Clubs Around the Country

By Whooper Crane, SASS #52745

ation, and boating recreation.

Hosting activities at the Cowboy Action Shooting™ area were Pardes and Pardettes from Arizona Cowboy Shooters Association and The Arizona Territorial Company of Rough Riders. In fact over 40 members, led by Sunshine Kay and Lt. Col. Scratch, volunteered their time to demonstrate what Cowboy Action Shooting™ is all about and to assist over 850 interested men, women, and children in giving it a try themselves.

Many of these "New Cowboys" were folks who were familiar with hunting and other shooting sports, but had never tried Cowboy Action before. There were also plenty of folks who had never fired a round down range before, including LOTS of young people.

To assure safety on the line, these new folks were greeted by one of the Pardes who demonstrated the use of a six-shooter, using a toy cap gun. Then, they were taken to a "Firing Line Pard" who further

demonstrated the use of the guns to be shot. Then, these Pardes "safely assisted the shooters through the course of fire" (five Revolver Rounds, five Rifle Rounds, and one Shotgun Round) using the shooter's choice of .357 or .45 caliber guns. Buckaroo-sized shooters used .22 caliber guns.

Over the course of the two-day weekend, 855 "New Cowboys" gave Cowboy Action Shooting™ a try ... and most of them came away with large grins on their faces!

To show how much fun you can have shooting the cowboy way, several times each day ACSA and Winter

Range members provided full-speed demonstrations of how we play the game. Some of these pulled out The Holy Black to demo what Beautiful Downtown Tombstone might have looked like on a bad day in 1881 ... lots of booms ... lots of smoke.

Highlighted during each day were several Cowboy Action Shooting™ demonstrations by Evil Roy, SASS Overall World and National Champion, and proprietor of Evil Roy Shooting School, who showed just what shooters *can* do with guns originally invented nearly  
*(Continued on next page)*







**NO SASS MEMBERSHIP IS COMPLETE WITHOUT A SUBSCRIPTION TO**

**CHRONICLE OF THE OLD WEST**



**REGULAR PRICE: \$30.00**  
**SPECIAL FOR SASS MEMBERS \$25.00**  
 Offer expires on 7/31/09  
**MORE ARTICLES ABOUT THE OLD WEST THAN ANY OTHER PUBLICATION**

Phone: 888/364-5253 Web: [ChronicleoftheOldWest.com](http://ChronicleoftheOldWest.com)  
 P.O. Box 2859 Show Low, Arizona Territory 85902  
**To get the discount use offer code: SASS**

*(Continued from previous page)*  
 a century and a half ago.

In fact, in one demo, Evil Roy (with his single-action revolver) pitted against a quick-shooting Maricopa County Deputy Sheriff (with his semi-automatic pistol), showed how in the hands of an expert single-action shooter, the revolver beats the auto loader every time.

For those of us who are accustomed to seeing lots of older shooters at our matches, it was great seeing young families ... dads, moms, and the kids ... giving Cowboy Action a try. If Cowboy Action Shooting™ is to continue to flourish, we must find ways (like this Expo) to show younger folks how much fun shooting sports can be. That goes for Mounted Shooting as well.

To this same aim, cowboys and cowgirls from the Arizona Cowboy Mounted Shooters Association were on hand in their own arena to show

Expo attendees their own special brand of Cowboy Mounted Shooting. If you haven't seen any of the great matches put on by the mounted folks, you owe yourself this special treat. Horses and cowboy guns just seem to go together naturally ... and the attendees who took in the demonstrations by the Mounted Shooters got a real thrill from these folks.

All-in-all, the Outdoor Expo was a resounding success, not only in terms of attendance (35,000 ... 9,000 more than in 2008) at the nearly 150 different exhibitors, but also in terms of the eagerness of folks to be involved in the hands-on opportunities such as the Cowboy Action events,

The Expo is scheduled for March 27-28 next year. If you want to join the fun, either as an attendee or as a volunteer cowboy, mark those dates on your calendar. It's a great way to give back to our game.

*Photos by Deadeye Al*



# SHOTGUN WEDDINGS AND DEFENSELESS GROOMS

By Sweetwater Jack, SASS Regulator #28885



*The Shotgun Arch.*

It was a cool, crisp late winter morning as I sat in my office at the Applegate Arsenal and Tomfoolery Shop when the door slammed and a slightly breathless Rifle'n Rebecca, SASS #79800, burst into my presence. "I'm TIRED of livin' alone, and I'm a'getting' hitched!" she hollered ... As a refugee from four ex-wives and five divorces (A tale for another time) my first thoughts were of escape ... But, no, Rebecca quickly disavowed me of any thoughts I was her target of choice. "I'm a'hankerin' after that General Lee Goode, SASS #79786, feller", she claimed, "And I need yer help in lassoin' the critter."

Relieved, I fell into her plan with gusto. I was to round up five other stalwart gents of Sober Demeanor (whatever that means) who happened to own clean clothes and a double-barrel shotgun, and form an "honor" guard for the ceremony. This was to be held in the Oregon Ghost Town of Golden, (exit 76 on Interstate Highway 5) on the

4th of April. The church is still standing and in regular use for the things churches are regularly used for. The mining town of Golden once boasted TWO churches, (and NO Saloons, believe it or not), but the other one was destroyed long ago ... (disclaimer: The State of Jefferson Vigilance Committee, Merlin Marauders, Jefferson State



*The 1883 Wolf Creek Inn.*

Regulators, Table Rock Rangers, and Hawkinsville Claim Jumpers, though SASS members all, had nothing to do with THAT one ...)

A preacher-lady with a sense of justice, history, and humor, Mollie Means, was found to make the splicing legal and the proceedings proceeded. The wedding was attended by friends and family from both sides of the aisle, as well as the "Honor Guard" of six, who had fancy silver bows affixed to the barrels of their scatterguns. Cowboys, cowgirls, buckaroos, and buckarettes from the pair's extended SASS Family attended in all their finery, and even their "blood kin" dressed to reflect the bride's wish for a "Good Old-Fashioned Western Shotgun Wedding."

The ceremony itself was conducted in the traditional manner, right up to the point where the preacher uttered the words, "If anyone here present can show cause that these two should not be wed, speak up now or forever hold your peace ..." At that moment, a "peace officer" from Yreka, in the State of California, White Jack Stillwater, SASS #41749, leapt to his feet, shouting that the pair was "wanted" in Yreka, and he was there to bring them in. He was quickly grabbed by yours truly and Checotah, SASS #57965, as well as the other four members of the vigilante ... (Oops, I mean "Honor Guard"), Badd Dawg Matt, SASS



*Mr. And Mrs. General Lee Goode.*

#80224, Jed I. Knight, SASS #36423, Purgatory Smith, SASS #48494, and Kidd Krystin, SASS #70544. He was summarily dragged, kicking and shouting, out through the rear doors, down the steps and out onto the highway.

I understand one Derringer-sized gunshot might have been heard ... In any case the miscreant did NOT return to the ceremony. As the honor guard returned to the church, the preacher quietly asked if there were any OTHER objections ... None being stated, the ceremony proceeded without further interruption.

As the newlyweds came through the church doors and down the steps, the Honor Guard formed an ARCH of raised shotguns, silver bows glistening in the sunlight, for the happy couple to pass under. The groom's son, Badd Dawg Matt, admitted at that moment he was TEMPTED to toss his shotgun to his father and yell, "Run for it Pa!!!" but, a step-motherly "LOOK" from the Bride dissuaded him ...

The reception was held at the Famous Wolf Creek Inn and Tavern, (Continued on next page)



*The Vows*



*The man from Yreka.*

(Continued from previous page) with a wonderful and traditional pot-luck supper and toasts to the couple's happiness. (Well, at least the bride's ...) The Wolf Creek Inn is a fitting place to hold a "Shotgun Wedding Reception" as it is the oldest continuously operated hotel in the Pacific Northwest, having opened its doors in 1883 as the Six Bit House.

The Goode Couple will make their home in the area. I'd give you their actual address, but once I mentioned the word "Shivaree," the Bride gave me the same "LOOK" she gave Badd Dawg Matt ...

Look for a full report in the State of Jefferson "Connption Times" rotogravure section, as well as the World-Famous Cowboy Chronicle ...



*Guard of Honor seats the guests.*



www.sassnet.com

## RUGER ROUNDUP &

# 2009 SASS ARIZONA STATE MOUNTED CHAMPIONSHIPS

At the Prescott Rodeo Fairgrounds, Prescott, AZ

August 7-9, 2009

Entry forms available on our website at

[WWW.PRESCOTTRANCHRANGERS.COM](http://WWW.PRESCOTTRANCHRANGERS.COM)

Email: [prescottranchrangers@yahoo.com](mailto:prescottranchrangers@yahoo.com)

◆ 6 Stage SASS Main Match Aug. 7-8

◆ Buckles for winners of all classes

◆ MSA Shoot August 9

◆ RV and Dry camping available

◆ Portable pens ok

◆ Saturday evening dinner included with paid entry



"Hit • Shoot • Win!"



# DEER CREEK HUNTER A BUCKAROO DEADEYE

By Inspector SASS #41400

For the past few years, it has been the practice of the Rangeless Riders of Highland, IL to award a special recognition for the fastest shooter who finished with a clean match. This award is called the "Deadeye" award and is presented in

the form of a specially printed poker chip. Often times this award is given to some of the most talented and competitive shooters in our local Cowboy Action Shooting™ community.



*Deer Creek Hunter, SASS #80127, and father, Ole Blue, SASS #72630, (center) are presented the Deadeye Certificate of Achievement by President of the Rangeless Riders, Will E. Hittum, SASS #34552, (left) and Vice President Hassayampa John Mossman, SASS Life #32663 (right).*

It was quite surprising when in March of this year, this award was given to a 9-year-old Buckaroo, Deer Creek Hunter, SASS #80127. Deer Creek Hunter achieved this award after only having competed in six monthly matches.

So impressed were the Rangeless Riders with this accomplishment, they presented Deer Creek Hunter with a special certificate of achievement.

Congratulations, Deer Creek. At this rate, we'll be seeing you as the END of TRAIL Overall Champion in 2022!

**Builders of Match Grade Cast Bullets**

*The Xcalibers Philosophy:*  
**Better Bullets  
Make Better  
Shooters.**

**Buy Bulk and Save! Call today to get our 10,000 bulk price when you order only 5,000 bullets.**

Our customers have confidence in the performance of their ammunition when they use our cast bullets in their reloading. Visit us online to learn how you can shoot a better bullet.  
*-Chris Matheny, owner*

*Visit us online and start reloading a quality, affordable bullet.*

**www.x-calibers.com**

**Xcalibers, Inc.**  
P.O. Box 52534 • Knoxville, TN 37950  
Phone 865-671-9886  
Email [info@x-calibers.com](mailto:info@x-calibers.com)

*"Where Sportsmen & Collectors Meet"*  
Quality New and Used Firearms & Accessories

**Limited Edition Joe Bowman, Straight Shooter, Cal. 45 Colt, 4 5/8" barrel, Ruger New Vaquero Single Action Revolver**

Special Price of Last Remaining Guns  
**\$699.99 + \$29.99 S/H**  
(MRS \$1195.00)

**Ruger .32 Single Six-Guns**  
Special Closeout Price  
\$495+ \$29.99 S/H

Dick's Gun Room has just purchased the last remaining discontinued Ruger .32 Caliber Single Six pistols. They are polished stainless, with birdshead style grips. They will chamber .32 H&R Magnum, .32 S&W and .32 S&W Long.

**Great Pistols for Cowboy Action Shooting!**

**Visit us at [www.dicksgunroom.com](http://www.dicksgunroom.com)**

3010 State Road • Cuyahoga Falls, OH 44223 • PH 330-929-1181 • FAX 330-929-9799  
[info@dicksgunroom.com](mailto:info@dicksgunroom.com)

## Cochise Leather

Reproductions from the Frontier West Era

**Quality Custom Leatherwork  
at Affordable Prices**

- Chaps/Chinks • Saddlebags
- Ranger Belts • Cuffs • Spur Straps

**Cochise, AZ • (520) 826-1272**

*See these and MUCH MORE on our Website: [www.cochiseleather.com](http://www.cochiseleather.com)*



# SASS & the Double R Bar Regulators Proudly Present The WESTERN REGIONAL



**Conventioners**  
Shoot Side Matches &  
Conventioner's Stage  
for Awards

**OCT. 8-11  
2009**

**LUCERNE VALLEY,  
CALIFORNIA**



**NEW, LOWER PRICES  
FOR SHOOTER & SPOUSE**

**Thursday**

- Side Matches
- Long Range
- Plainsman
- Territorial Governors' Meeting
- R.O. I & II Classes
- Horseshoe Tourney
- Melodrama
- Black Powder Night Shoot
- Saloon Party

**Friday**

- Main Match - 6 Stages
- 8th Annual Charity Texas Hold'Em Poker Tourney
- Soiled Dove & Gentleman Huckleberry Costume Contest
- Side Match Awards

**All Weekend Long**

- Costume Contest
- Shopping on Sutler's Row
- Entertainment
- Great Food
- Conventioner's Stage

**Saturday**

- Main Match - 6 Stages
- Catered Dinner
- Main Match Awards
- Costume Contest Finale
- Evening Dance
- Live Music

**Sunday**

- Team Event
- Top Gun Shootoff
- Last Battle at Chimney Rock
- Final Awards



GO TO: [WWW.RRBAR.COM](http://WWW.RRBAR.COM) FOR DETAILS

OR CALL: JUSTIN O'SHERIFF 909-230-1975  
OR LADY JAILOR

Second Annual  
**Durango Heritage  
 Celebration**<sup>©</sup>  
 October 8-11, 2009  
 Durango, Colorado

Come join us for this great Old West & Victorian celebration. Here's what's already in place:

**Thursday, Oct. 8th:**

- Welcome reception & book signings at the Durango & Silverton Narrow Gauge Train Museum

**Friday, Oct. 9th:**

- Historic Trolley Tour
- "Tea with Victoria" Tea and Fashion Show with Queen Victoria and styles from the 1830's through the Roaring 20's
- Miss Tabitha's Victorian Dance Class
- Victorian Banquet at the historic Strater Hotel, followed by:
- River Crossing's Silver Seren Saloon Show

**Saturday, Oct. 10th:**

- Heritage Train Ride & Shenanigans on the Durango & Silverton Narrow Gauge Railroad
- Open House and Exhibits at the Animas Museum
- Historic Trolley Tour
- Lunch Special & Mustache Contest at the Diamond Belle Saloon
- Two Special Programs at the Animas Museum
- Barbershop Concert
- "The Hard Times Ball" (Victorian Ball) with Miss Tabitha & The Grandview Victorian Orchestra (HUGE Hardwood dance floor)

**Sunday, Oct. 11th:**

- *Cowboy Action 6-Stage Shoot*
- Ballet Folklorico Hispanic Dance Performance
- Animas Cemetery Tour with re-enactors as local pioneers buried there

**Friday-Sunday, Oct. 8th - 11th:**

- Durango Antique Market Sales & Snacks

**For more information: Call the Prussian Princess at 970-382-9298 or visit [www.durangoheritagecelebration.org](http://www.durangoheritagecelebration.org)**

**DIXIE GUN WORKS  
 2009 CATALOG**

**STILL ONLY \$5.00!**

**Everything you need,**  
*(for blackpowder sport)*  
**whatever your passion.**



More than 10,000 items including blackpowder shooting supplies, antique gun parts, and accouterments.

**VIEW ITEMS AND  
 ORDER ONLINE!**  
[www.dixiegunworks.com](http://www.dixiegunworks.com)

**FOR ORDERS ONLY  
 (800) 238-6785**  
*Major credit cards accepted*

**PROFESSIONAL SERVICE  
 AND EXPERTISE  
 GUARANTEED**

**DIXIE GUN WORKS, INC.**

Dept. 57 P.O. Box 130 Union City, TN 38281  
 INFO PHONE: (731) 885-0700 FAX: (731) 885-0440  
 E-MAIL: [info@dixiegunworks.com](mailto:info@dixiegunworks.com)

HARRIS PUBLICATIONS PRESENTS

**GUNS  
 OF THE OLD WEST**



A quarterly publication covering the guns, the gear and all the excitement of Cowboy Action Shooting - the nation's fastest growing gun sport.

**Take six issues** (a year and a half subscription) at **over 50% off** the newsstand price!

**Only  
 \$27<sup>97</sup>**  
 (US Funds)  
 (Add 30% Canadian,  
 100% foreign)

**888-2COMBAT**  
[gunsoftheoldwest.com](http://gunsoftheoldwest.com)



## SASS Canadian Regional Championship BUSTUP at BOOM TOWN 2009

Ten stage Main Match limited to 100 shooters. Please make checks payable to **Courtenay Fish & Game Association**. Mail check with completed form to Ed Gee "Little Edgy" 3822 Dove Creek Road Courtenay, BC V9J 1R9, 250-338-7373. Mail in registration **must be received by August 21**. Registration in person at Main Club House on September 3<sup>rd</sup> & 4<sup>th</sup> if space available. For further information contact Phil "High Country" Peterson at [keanauto@shaw.ca](mailto:keanauto@shaw.ca) or 250-334-3479.

ALIAS \_\_\_\_\_ SASS # \_\_\_\_\_ (Required)  
 NAME \_\_\_\_\_ HOME PHONE: (\_\_\_\_) \_\_\_\_\_  
 ADDRESS: \_\_\_\_\_  
 CITY: \_\_\_\_\_ PROVINCE: \_\_\_\_ POSTAL CODE: \_\_\_\_\_

CHECK APPROPRIATE CATEGORY		
Cowboy/Cowgirl*	<input type="checkbox"/> Cowboy	<input type="checkbox"/> Cowgirl
Wrangler* 36 and up	<input type="checkbox"/> Men's	<input type="checkbox"/> Lady's
Duelist	<input type="checkbox"/> Cowboy	<input type="checkbox"/> Cowgirl
Frontier Cartridge	<input type="checkbox"/> Cowboy	<input type="checkbox"/> Cowgirl
Gunfighter	<input type="checkbox"/> Cowboy	<input type="checkbox"/> Cowgirl
"B" Western	<input type="checkbox"/> Cowboy	<input type="checkbox"/> Cowgirl
Classic Cowboy	<input type="checkbox"/> Cowboy	<input type="checkbox"/> Cowgirl
49'er	<input type="checkbox"/> Cowboy	<input type="checkbox"/> Cowgirl
Senior(60+)	<input type="checkbox"/> Cowboy	<input type="checkbox"/> Cowgirl
Silver Senior (65+)	<input type="checkbox"/> Cowboy	<input type="checkbox"/> Cowgirl
Young Gun (14-16)	<input type="checkbox"/> Cowboy	<input type="checkbox"/> Cowgirl
Buckaroo (13 & <)	<input type="checkbox"/> Cowboy	<input type="checkbox"/> Cowgirl
Frontier Cartridge Duelist	<input type="checkbox"/>	
Senior Duelist (60+)	<input type="checkbox"/>	
Grande Dame (70+)	<input type="checkbox"/>	
Elder Statesman (70+)	<input type="checkbox"/>	
Frontiersman	<input type="checkbox"/>	
REQUEST TO PLACE IN SAME POSSE		
Shooter who is spouse/child _____		
Shooter sharing equipment _____		
(Otherwise, posse selection will be random.)		

REGISTRATION		
Warm-up Match Sept 3	\$15	<input type="text"/>
Shooter's Clinic 2009 <small>see flyer</small>	\$40	<input type="text"/>
Main Match Sept 5 <sup>th</sup> & 6 <sup>th</sup>		
Adult .....	\$85	<input type="text"/>
Buckaroo (shoot free if registered with adult)	\$40	<input type="text"/>
Young Gun (shoot free if registered with adult)	\$40	<input type="text"/>
MEALS – purchased on site		
<b>Breakfast at Main Club House.</b>		
Breakfast Saturday	\$8	<input type="text"/>
Breakfast Sunday	\$8	<input type="text"/>
<b>Lunch at Cowboy Range</b>		
Lunch Saturday	\$8	<input type="text"/>
Lunch Sunday	\$8	<input type="text"/>
<b>Dinner-purchased in advance</b>		
Cook your own Steak Friday	\$12	<input type="text"/>
Dinner Saturday at Club House	\$18	<input type="text"/>
Dinner Sunday at Club House	\$18	<input type="text"/>
<b>TOTAL AMOUNT ENCLOSED</b>		
(No refund for cancellation requests received after Aug. 15)		
<b>CAMPING</b>		
Free, dry camping available from Wednesday to Monday morning. Circle if required.	RV	TENT
<b>COMMENTS</b>		

**Important Information:**

- Three stage Warm-up Match Thursday 1:45 p.m. to 5:00 p.m., limited to 45 shooters.
- Costume awards Saturday night for Shooting Cowboy/Cowgirl and Evening Ladies, Men, Couples, Military, Dancehall Darling, Junior Girl/Boy.
- Pets welcome but must be leashed at all times and are restricted to the campsite area or RV.
- SASS Canadian Regional Championship is an Invitational Event & reserves right to refuse entry to anyone.
- \* New age based categories By SASS

# SASS™ PRESENTS: THE COLORADO STATE COWBOY ACTION SHOOTING CHAMPIONSHIP

Montrose, Colorado September 3rd-6th, 2009

Match sponsor: **WILD WEST MERCANTILE** Presenting Sponsors: Colorado Cast Bullet  
Cowboys and Indian store

Saturday night dinner and cowboy dancing, plus costume contest  
"Battle at the Bird Cage Theatre"

with 14 main stages & 350 Round main Match & Largest array of steel targets west of the Nile &  
& Ride the one and only Widow Maker & SASS Rules apply & SASS MEMBERSHIP REQUIRED &

The San Juan Shooting Range is located in Western Colorado just below the magnificent San Juan Mountains and has often been referred to as the most picturesque shooting facility in the world. Vacation: Enjoy jeep rides in Ouray, the "Little Switzerland of America" & See the largest flat top mountain in the world, The Grand Mesa & The deepest and narrowest gorge in the USA, Black Canyon of the Gunnison, America's newest National Park & Ride the Durango-Silverton train & Covered areas for Vendors or bring your own tent, no charge with a donated prize & Camp right at the Range! Team Events & Costume Contest & Trailwalk & Dynamite Shoot & Pistol, Rifle and Shotgun Pot Shoots & Long Range and Precision Events & Side Events

Lunch available at the Range each day & Couples and Top Gun Events & Cowboy and Cowgirl Shoot-offs  
**SAN JUAN RANGE FOR SALE!!!** Ol' San Juan #1776 is collectin' Social Security now and thinks a younger cowboy ought to take over his spread. There are 35 acres, 20 ranges, literally tons of steel targets, props and much more. It's priced to sell, so call for details 970-901-9582.

San Juan also makes bullets! He started Colorado Cast Bullet, Inc. in 1982 and makes 44 different high quality bullets. If you want real quality bullets made by a real cowboy shooter, call today—970-901-9582. Free delivery to some of the major matches!! Postage for 2000 bullets only \$14.00 FOR UP TO 70#!!

**Main Event** -\$115.00 includes Saturday night dinner for shooter

Price after 4-16-09, \$125.00 ..... \$ \_\_\_\_\_  
Juniors (under 17) and Spouses \$75.00 ..... \$ \_\_\_\_\_

**SIDE SHOOTS**

- LR Rifle  LR Rifle Repeater  LR Rifle-Pistol Caliber  LR Pistol
- .22 Pistol  .22 Rifle  Dynamite Shoot  Derringer  Pocket Pistol
- Precision Pistol  Precision Rifle  Trailwalk  Wild Bunch Trailwalk

NUMBER OF SIDE SHOOTS AT \$5.00 EACH or ALL FOR \$20.00 \$ \_\_\_\_\_

\$15.00 per day RV Parking includes electric, water fill-ups and RV dump  
Total days \_\_\_\_\_ @ \$15.00 = \$ \_\_\_\_\_  
\$10.00 per day RV Parking (no electric) days \_\_\_\_\_ @ \$10.00 = \$ \_\_\_\_\_  
\$10.00 per day tent camping-shower available  
Total days \_\_\_\_\_ @ \$10.00 = \$ \_\_\_\_\_

TOTAL ENCLOSED \$ \_\_\_\_\_

**CANCELLATION FEE \$25.00** No refunds after 8-16-09

MAIL ENTRY ANDS CHECK TO: "The Siege at San Juan" San Juan Shooting Range 19878 Dave Wood Road Montrose, CO 81403 Call 970-249-4227 or 970-901-9582.  
e-mail: [sanjuan1@gws.net](mailto:sanjuan1@gws.net) Website : [www.sanjuanrange.com](http://www.sanjuanrange.com)

NAME \_\_\_\_\_  
ALIAS \_\_\_\_\_ SASS# \_\_\_\_\_  
ADDRESS \_\_\_\_\_  
PHONE \_\_\_\_\_ e-mail \_\_\_\_\_

POSSE WITH \_\_\_\_\_  
**PLEASE INCLUDE E-MAIL SO WE CAN SEND YOUR CONFIRMATION THAT WAY.**  
USE ONE APPLICATION PER SHOOTER, WE WILL POSSE YOU TOGETHER.  
Category (Put an "X" before the category you choose. Category must have at least three people entered for a trophy.)

- Cowboy 17-36  Wrangler 37-48  Duellist  Senior Duellist (60+)  49er
- Black Powder Cartridge  Gunfighter  Frontiersman  Senior (60+
- Silver Senior (65+)  Elder Statesman (70+)  Junior Boy (under 17)
- Junior Girl (under 17)  Wrangler Lady  49er Lady  Lady Gunfighter
- Lady Duellist  Senior Lady (60+)  Silver Senior Lady (65+)  Grande Dame
- Ladies B Western  Men's B Western  Classic Cowboy  Classic Cowgirl
- Black Powder Duellist  Little Buckaroo  Little Buckarette



The Lincoln County Regulators  
present for the first time

## BILLY THE KID'S BREAKOUT

August 7-8-9, 2009

Lincoln County, New Mexico



Six exciting stages of  
Cowboy Action Shooting  
in Ruidoso, New Mexico

based on the outlaw career of  
Billy the Kid  
Plus



Friday Side Matches, Cocktail Reception, Saturday Main Match and Old West Banquet,  
Sunday Cowboy Church and a guided tour of Historic Lincoln with a live performance of

"The Last Escape of Billy the Kid"  
all included in the one low introductory fee of

\$65

Buckaroos, Young Guns and Non-shooting guests \$45

For information and registration contact [www.LincolnCountyRegulators.com](http://www.LincolnCountyRegulators.com)

Sgt. Shuster at (575) 257-0671 or [ShootingAction@aol.com](mailto:ShootingAction@aol.com)

### 2009 SASS Iowa State Championship



July 31-August 2, 2009  
Turkeyfoot Range - Evansdale, Iowa

10 Main Stages  
5 Saturday and 5 Sunday

Side Matches  
Friday Afternoon & Saturday Afternoon

Dinner & Awards Banquet

Registration forms and more information are  
available on the Internet at:

[www.Turkeyfoot.org](http://www.Turkeyfoot.org)

or by calling:

Ranger Mathias Fischels (319) 234-1550

MUST BE A  
CURRENT SASS  
MEMBER TO  
PARTICIPATE

ALLSASS  
RULES APPLY





**Sass Presents-The Two Day Annual Shoot**

**Six-Gun J.U.S.T.I.C.E.**

September 18&19, 2009

Hosted by the Twin Butte Bunch  
Rexburg, Idaho

Two days of cowboy action shooting at its best! Come shoot with us before you go to the SASS Northwest Regionals the following week. Stages use our buildings, rail cars and props. Lots of side matches. Awards banquet Saturday night.

Go to [twinbuttebunch.org](http://twinbuttebunch.org) or call, to find out how great our place really is, Teton County Jr. at 1-208-709-1708.

Alias \_\_\_\_\_ SASS# \_\_\_\_\_

Address \_\_\_\_\_

City \_\_\_\_\_ State \_\_\_\_\_

Phone \_\_\_\_\_ Sass Category \_\_\_\_\_

Dry Camp yes \_\_\_ no \_\_\_

Fees -Individual \$60.00 \_\_\_ Family (3 Shooters) \$90.00 \_\_\_

Each additional family shooter \$10.00 \_\_\_

Non shooters-Sat. banquet \$12.00 under age 10 free

Mail to-Twin Butte Bunch,P.O. Box 633, Rigby, Id. 83442

Sass Rules Apply

## Smoke In The Greatland

**SASS & The Alaska 49er's Present The**

# Alaska State Black Powder Shootout

## August 1, 2009

Birchwood Shooting Park, Alaska

**Includes Saturday Night Dinner - Drawing Ticket**

Application and details at [www.alaska49ers.pistolshooting.com](http://www.alaska49ers.pistolshooting.com)  
or call Tripod at (907) 232-4958

**The Single Action Shooting Society Presents  
A GUNFIGHT IN DIXIE VIII  
The SASS Tennessee State Championship**

**\*♣♥ September 18 - 20, 2009 ♦♣\***



10 Main Stages  
(6 Saturday/4 Sunday)  
Limited to First  
150 Registrants  
First Shooter \$85  
Spouse \$65  
Buckaroos, Buckarettas  
& Juniors \$15  
Lots of Door Prizes!  
Really Good Band  
Saturday Night!

All Shooter Fees Include  
Saturday Night Dinner

Extra Saturday Ticket \$15  
Free Nightly Beverages

Lunch Available for  
Purchase Friday-Sunday

Hosted by  
**The Memphis Gunslingers**  
and

Memphis Sport Shooting Assoc.  
9428 Old Brownsville Road,  
Lakeland, TN 38002  
(901) 867-8277

Registration form available  
online at  
<http://www.memphis-ssa.com/>

**Match Director**  
Cherokee Sargent  
(901) 867-5100  
[gdyemoss@aol.com](mailto:gdyemoss@aol.com)

**Vendor & Hospitality  
Coordinator**  
Oglala Sue  
(901) 465-1730  
[omiss@bellsouth.net](mailto:omiss@bellsouth.net)

**SASS Members Only**  
SASS Rules and  
Conventions Apply  
No Shot Larger Than 7 1/2

3-Stage Wild Bunch Match  
For Registered Shooters  
Friday 9-Noon \$15

Clay Canyon 2-Shooter  
Team Match: \$10/Team

**Free Friday**  
Side Matches For All  
Registered Shooters  
*Long Range Rifle:*  
200 Yd / 300 Yd Buffalo  
*Fastest Pistol*  
*Fastest Rifle*  
*Fastest Shotgun:*  
*Pump & Double*  
*Fastest 3 Gun*



**2009 SASS IDAHO STATE CHAMPIONSHIP  
THE RECKONING AT BLACK'S CREEK**

BOISE IDAHO AUGUST 5, 6, 7, 8, 9



HOSTED BY  
THE OREGON  
TRAIL ROUGH  
RIDERS

ALL SASS  
RECOGNIZED  
CATEGORIES WILL  
BE AWARDED

ALL SASS RULES  
APPLY

MUST BE A  
CURRENT SASS  
MEMBER TO  
APPLY

WEDNESDAY AUGUST 5 <sup>TH</sup>	
MATCH REGISTRATION	8:30 AM - 4:00 PM
RO I CLASS \$10.00 PAY AT RANGE	9:00 AM - 11:00 PM
RO II CLASS \$25.00 PAY AT RANGE	1:00 PM - 4:00 PM
THURSDAY AUGUST 6 <sup>TH</sup>	
MATCH REGISTRATION	8:30 AM - 7:00 PM
5 STAGE WARM UP MATCH	9:00 AM - 12:00 PM
SIDE MATCHES	1:00 PM - 4:30 PM
SPEED EVENTS: PISTOL, RIFLE, AND SHOTGUN	
POCKET PISTOL, DERRINGER, WILD BUNCH, PLAINSMAN	
LONG RANGE: LEVER ACTION: PISTOL & RIFLE CALIBER,	
SINGLE SHOT: SMOKELESS & BUFFALO, IRON SIGHT & SCOPE	
RANGE CLOSED NO FIREARMS	5:00 PM
MEET AND GREET @ RED LION DOWNTOWNER	
NO HOST BAR STARTING AT 7:00 PM	
FRIDAY AUGUST 7 <sup>TH</sup>	
MATCH REGISTRATION	6:45 AM - 7:15 AM
SHOOTER SAFETY MEETING	7:30 AM - 8:30 AM
6 MAIN MATCH STAGES	8:30 AM - 1:00 PM
COUPLES SHOOT	1:30 PM - 3:00 PM
TEAM SHOOT (TEAMS WILL BE DRAWN)	3:00 PM - 4:00 PM
RANGE CLOSED NO FIREARMS	4:00 PM
SOCIAL HOUR AT THE RANGE	4:00 PM - 6:30 PM
SATURDAY AUGUST 8 <sup>TH</sup>	
6 MAIN MATCH STAGES	8:00 AM - 1:00 PM
RANGE CLOSED NO FIREARMS	4:00 PM
HAPPY HOUR AT BANQUET LOCATION	6:00 PM - 7:00 PM
COSTUME CONTEST JUDGING	6:00 PM
JUDGING WILL BE HELD AT THE RED LION DOWNTOWNER	
BANQUET, MATCH AWARDS	7:00 PM - 11:30 PM
SUNDAY AUGUST 9 <sup>TH</sup>	
COWBOY CHURCH	8:00 AM - 8:30 AM
TOP GUN SHOOT OFF	9:00 AM -

PLEASE MAKE  
CHECKS PAYABLE TO:  
OREGON TRAIL  
ROUGH RIDERS

SEND TO:  
MATCH  
ADMINISTRATION  
2326 E. COLORADO  
NANPA, IDAHO  
83686

CREDIT CARD  
PROCESSING  
AVAILABLE  
VISA, MASTERCARD,  
AMERICAN EXPRESS,  
DISCOVER

PLEASE CALL  
JOHN BEAR  
208-562-1914  
BELINDA BELLE  
208-466-0061

PLEASE POSSE WITH \_\_\_\_\_

ALIAS \_\_\_\_\_ SASS # \_\_\_\_\_

NAME \_\_\_\_\_ CATEGORY \_\_\_\_\_

ADDRESS \_\_\_\_\_ CITY \_\_\_\_\_ STATE \_\_\_\_\_ ZIP \_\_\_\_\_

PHONE ( ) \_\_\_\_\_ EMAIL \_\_\_\_\_

FOR ASSISTANCE OR INFORMATION CONTACT:  
MATCH DIRECTOR: DAVE WALLINGER (208)887-9224  
[JANUSDRM@AOL.COM](mailto:JANUSDRM@AOL.COM)  
MATCH ADMINISTRATION: JOHN NELSON (208)562-1914  
[JOHN\\_BEAR@MSN.COM](mailto:JOHN_BEAR@MSN.COM)

MATCH FEES INCLUDE: MAIN MATCH, LUNCH FRIDAY AND SATURDAY, SIDE MATCHES, SOCIAL HOUR, TEAM SHOOT AND COUPLES SHOOT (REQUIRES PRE-REGISTRATION ON SITE).

MAIN SHOOTER FEE	\$95.00	
SIGNIFICANT OTHER	\$70.00	
YOUNG ADULT 17-20	\$45.00	
YOUTH UNDER 17		FREE
BANQUET	\$25.00	
CHICKEN		BEEF
EXTRA LUNCH TICKET	\$6.00	
WARM UP MATCH	\$20.00	
DRY CAMPING	\$20.00	
TOTAL DUE		

LATE FEES \$25.00 APPLIED AFTER AUGUST 1<sup>ST</sup> REGISTRATION. NO REFUNDS AFTER AUGUST 1<sup>ST</sup>.

# Diamond Mountain Rustlers Present

The 2<sup>nd</sup> Annual

## Death Point Shoot-Out

June 19<sup>th</sup> & 20<sup>th</sup>

Buckskin Hills Shooting Complex  
Vernal, Utah

Northeastern Utah and the Vernal area are rich in western heritage, with the Ute Indians, the Wild Bunch and the Outlaw Trail all leaving their mark on our local history. With these influences it is only natural to have a Cowboy Match held here.

- 10 Stage Total Time Match
- All SASS Categories recognized (with at least 3 shooters in each)
- Top Gun Award
- Top Senior Shooter Award
- Side Matches Friday After Main Match
- Costume Contest
- Registration Fees:
- 1<sup>st</sup> shooter \$45 Spouse \$25 Youngun's (17- under) FREE
- Friday Night Dinner and Movie Included
- Lunch Available at the Range
- Free Dry Camping at the Range
- Vendor Spaces Available

For entry forms and more information visit our website at: [diamondmountainrustlers.com](http://diamondmountainrustlers.com)

## SASS COWBOY ACTION MATCH MANAGEMENT & SCORING SYSTEM

Simply the Best Way to Track, Monitor and Manage All of Your Cowboy Action Shooting Match Needs!



### The Match Management & Scoring System

The Match Management & Scoring System uses MS Access as its database engine. Since the install program includes the MS Access runtime module you won't need to purchase any additional software.

If you own MS Word the Match Management & Scoring System will extract mail merges for name and address labels. You can create your own specialized match certificates and the system will merge category winners into these templates.

During annual or regional matches you can track many different criteria, such as: dinner tickets, gun cart rentals, registration input (whether your registrations come from your web site, regular mail, e-mail, etc).

The Vendor registration module includes space management and tracking of payments and sponsorship fees. This module also prints vendor badges and dinner tickets.

The Match Management & Scoring System is capable of scoring by rank points, total time or category total time just by selecting the check box you want.

You're also able to track misses, penalties and bonuses so shooter can track their progress.

### Annual Support

After the first 6 months there is an annual support fee of \$60.00 per year. This support fee covers all program updates, e-mail and telephone support.



### Benefits

- Track misses, penalties & bonuses
- Scores are computed
- Computerized posse assignments
- Print stage score sheets
- Print individual personalized score cards
- Easy extraction to Excel
- Score by individual or by posse/stage
- Print your own certificates
- Print confirmation letters
- Print dinner tickets
- Mailing labels
- Vendor registration
- Event tracking
- Integrated mail merges with MS Word
- Much, much more



### SASS Match Management & Scoring System - ORDER FORM

Match Management & Scoring System .....\$325.00

Order Total: \_\_\_\_\_

TAX (NM) Shipping & Handling: \_\_\_\_\_ \$15.00

Total Order: \_\_\_\_\_

Club Name: \_\_\_\_\_

Contact: \_\_\_\_\_

Address: \_\_\_\_\_

City: \_\_\_\_\_

State, Zip code: \_\_\_\_\_

Phone: \_\_\_\_\_

e-mail: \_\_\_\_\_

#### Method of Payment

Check  MasterCard  Am EX  Visa

Discover

Acct. No \_\_\_\_\_ Exp Date \_\_\_\_\_

Signature \_\_\_\_\_ Date \_\_\_\_\_

Make checks payable to: SASS



Single Action Shooting Society  
215 Cowboy Way  
Edgewood, New Mexico 87015  
www.sassnet.com • 877-411-SASS

# SASS MERCANTILE

## MERCHANDISE AND COLLECTIBLES



*New from the Belle Union Saloon...  
And Much More!*



**SALE**

*END of TRAIL  
and Belle Union  
Playing Cards  
SALE \$5.95 each  
or \$10.95 for Both*



**SALE**



*Belle Union  
Ladies Shirt  
SALE \$14.95*



*Belle Union Black Cap  
One size fits all  
\$19.95*



*Belle Union  
Beer Mug  
\$9.95*



*Belle Union  
Shot Glass  
\$4.95*



*SASS Deluxe Cap  
One size fits all  
Black, Navy and Red  
\$19.95*

*Cylinder  
Pencil Holder  
Blue: \$29.95  
Nickel: \$34.95*



*Stainless Steel  
Travel Mug  
\$19.95*

**NEW**



*Cowboy Action Shooting Cap  
One size fits all  
\$19.95*



*Leather Coin Tray  
\$7.95*



*SASS  
Marshal  
Bobble Head  
\$24.95*



**TO ORDER CALL: (877) 411-SASS OR VISIT WWW.SASSNET.COM**



**Founders Ranch Ball Cap**  
One size fits all  
**\$19.95**

**NEW**



**SASS Denim Jacket**  
with SASS embroidered on back  
collar and left chest  
(Please specify size)  
**\$59.95**

**NEW**



**2009-Cowboy Action Shooting**  
T-Shirt (Please specify size)  
**\$19.95**



**2008-Cowboy Action Shooting**  
T-Shirt (Please specify size)  
**\$19.95**

**SALE**



**2007 - Cowboy Action Shooting**  
T-Shirt (Please specify size)  
**SALE - \$14.95**



**Leather Pouch**  
Black, Brown and Natural  
**\$39.95**



**Leather SASS Badge Holder**  
Black, Brown and Natural  
**\$19.95**



**SASS Sterling Silver**  
Money Clip  
**\$45.00**



**Watch FOB with Leather**  
Strap - Gold or Silver  
**\$14.95**

**TO ORDER CALL: (877) 411-SASS OR VISIT WWW.SASSNET.COM**

# SASS Mercantile Continued...

TO ORDER:  
Call: (877)-411-SASS  
or Visit Us Online at  
[www.sassnet.com](http://www.sassnet.com)



**SASS Marshal  
Lapel Pin**  
**\$4.95**



**Founder Ranch  
Lapel Pin**  
**\$4.95**



**8 oz Stainless Steel  
Hip Flask**  
**\$21.95**



**SASS Bullet Hole Mug**  
**\$9.95**



**SASS Decals**  
**18" Trailer Size Decal - \$43.95**  
**4" Decals - 3 for \$5.00**



**SASS  
License Plate Frame  
with Four-Color  
Car Plate**  
**\$14.90**



**SASS, Steel, Trailer  
Hitch Cover**  
**\$39.95**



**SASS  
Badge Lapel Pin**  
**Available in Gold or Silver**  
**\$9.95 - Gold or Silver**

# CUSTOM ORDERS

Please Allow 4-6 Weeks for all Custom Order Shipping



**Classic Cast Iron  
Wall Clock**  
**With Your Alias**  
**Available in Black or Rust**  
**\$109.95 - (Includes shipping Cont. US)**



**SASS  
Collectors Badges**  
**Available in Gold or Silver**  
**\$43.95 - Gold (Includes \$9.00 shipping)**  
**\$33.95 - Silver (Includes \$9.00 shipping)**



**SASS Deluxe Belt Buckle**  
**With or Without Your Alias**  
**\$84.00 - With Alias**  
*(Includes \$9.00 shipping)*  
**\$60.00 - Without Alias**  
*(Includes \$9.00 shipping)*



**SASS Deluxe Ladies  
Dress Buckle With Alias**  
**\$89.00 - With Alias**  
*(Includes \$9.00 shipping)*



**SASS Deluxe Mens  
Dress Buckle With Alias**  
**\$89.00 - With Alias**  
*(Includes \$9.00 shipping)*



**SASS Supreme Belt  
Buckle With Alias**  
**\$124.00 - With Alias**  
*(Includes \$9.00 shipping)*

**TO ORDER CALL: (877) 411-SASS OR VISIT [WWW.SASSNET.COM](http://WWW.SASSNET.COM)**

# BOOKS


## JUST ADDED! A BOOK OF PHOTOGRAPHS FROM LONESOME DOVE

PRICE: \$45.00

*Lonesome Dove* is a great book that had the rare fortune of being made into a great movie. And now, through Bill Wittliff's photographs, we have a third generation of *Lonesome Dove* artistry.



**COWGIRLS, WOMEN OF THE WILD WEST**  
Price: \$45.00  
By Elizabeth Clair Flood  
A tribute to the women of the frontier.



**SINGLE ACTION SIXGUNS**  
Price: \$39.95  
Includes hundreds of full-color photos and up-to-the-minute reloading data for today's hottest cowboy action guns.



**SHOOTING COLT SINGLE ACTIONS**  
Price: \$24.95  
By Mike Venturino  
Tips on Single Action Shooting and how to clean and disassemble the Colt.



**OUT OF THE WEST, THE GUND COLLECTION OF WESTERN ART**  
Price: \$34.95  
By Susan Campbell, Ph.D.  
Features the Gund Collection of Western Art, including paintings, drawings, prints and sculptures.




**BUCKSKIN BESSIE - HER LOST LETTERS**  
Price: \$14.95  
By Monica James  
This biography details the life of Buckskin Bessie.



**EL TIGRE**  
Price: \$20.00  
El Tigre is a fast moving story that chronicles the life of Johann Heinrich von Manfred from his youth as a student in a Prussian military academy through his many exciting and dangerous adventures.




**COWBOY SHOOTERS BLACK POWDER GUIDE**  
Price: \$19.95  
Discusses in detail the replica firearms that Cowboy Shooters most often choose.



**BIG BORE HANDGUNS**  
Price: \$39.95  
By John Taffin  
In Big -Bore Handguns, Taffin shares his wealth of experience, expertise and insight on the world's most powerful handguns.



**BIG BORE SIXGUNS**  
Price: \$39.95  
By John Taffin  
Relates how these guns influenced each other and provides insight of competitive shooting.




**COWBOYS & TRAPPINGS OF THE OLD WEST**  
Price: \$45.00  
The history of the craftsmen and the evolution of their gear.



**COWGIRL ACTION SHOOTING**  
Price: \$19.95  
Written by Aimless Annie  
A tribute to the women of Cowboy Action Shooting.



**OLD GUNS AND WHISPERING GHOSTS**  
Price: \$39.95  
The dramatic history of Wild West Firearms and those who carried them - 1866-1916.



**GUNS OF THE NEW WEST**  
Price: \$22.99  
By David R. Chicoine  
Chicoine tests and evaluates handguns, rifles, and shotguns in this in-depth, yet easy to use guide to modern replica firearms.



**THE COWBOY WAY**  
Price: \$19.95  
Written and photographed by Mimi Altree & Don Contreras.



**GUNSMITHING GUNS OF THE OLD WEST 2ND EDITION**  
Price: \$29.95  
By David R. Chicoine  
Complete instructions on the maintenance and repair of the greatest guns of the Old West era.



**COWBOYS, THE END OF THE TRAIL**  
Price: \$9.95  
By Alton Pryor  
This book chronicles the adventures and real life experiences of cowboys, not just on the mainland US, but also on the Island of Hawaii in the 1800's.



**THE SEARCH FOR CORPORAL DOW**  
Price: \$34.95  
This 200 page, hardbound book tells the reader all they need to know about researching just about any US Firearm.



**PACKING IRON**  
Price: \$45.00  
By Richard C. Rattenbury  
The definitive chronicle of gunleather of the frontier West.



**SHOOTING BUFFALO GUNS OF THE OLD WEST**  
Price: \$29.95  
By Mike Venturino  
Covers Trapdoor Springfields, Sharps, Remingtons, and much more.



**SHOOTING LEVER GUNS OF THE OLD WEST**  
Price: \$26.95  
By Mike Venturino  
The definitive guide to Old West lever action rifles.



**SHOOTING SIXGUNS OF THE OLD WEST**  
Price: \$26.50  
By Mike Venturino  
The definitive book on Shooting Sixguns of the Old West.



**CLASSIC GUNFIGHTERS VOLUME I**  
Price: \$29.95  
Over 100 colorful pages drawn by the author himself. Details include myths and facts resolved, timelines, complete with actual photos.



**CLASSIC GUNFIGHTS VOLUME II - BLAZE AWAY!**  
Price: \$29.95  
This fascinating book boasts over 100 colorful pages that chronicle the 25 most influential Gunfights at the Famous OK Corral.



**CLASSIC GUNFIGHTERS VOLUME III**  
Price: \$29.95  
This third volume is the most ambitious yet. It has 26 gunfights including bigger shoot-outs such as the Battle of the Little Bighorn and the Alamo.

**TO ORDER CALL: (877) 411-SASS OR VISIT WWW.SASSNET.COM**



# DVDS AND VIDEOS

**NEW**

**2 DISC SET  
THE WILD BUNCH  
DIRECTOR'S CUT**  
PRICE: \$24.95

Two-Disc Special Edition, The Original Director's Cut. By any standard, director Sam Peckinpah's film *The Wild Bunch*, a powerful tale of hang-dog desperados bound by a code of honor, rates as one of the all-time greatest westerns.



**NEW**



**END OF TRAIL, 2008**  
Price: \$9.95 - DVD



**END OF TRAIL, 2006**  
Price: \$24.95 - DVD  
The Silver 25th Anniversary Edition!




**END OF TRAIL, 2004**  
Price: \$24.95 - DVD  
Price: \$24.95 - VHS

**NEW**

**THE GUNS  
OF BILLY  
THE KID**  
PRICE: \$29.95

From the Legendary Colt Thunderer to a shotgun loaded with dimes, discover the guns that made *The Kid* famous. The perfect gift for the shooter, collector or outlaw.



**SPEED & ACCURACY  
COWBOY ACTION  
STYLE**  
Price: \$29.95 - DVD



**BAR-H INTRODUCTION TO  
COWBOY ACTION  
SHOOTING**  
Price: \$24.95 - DVD



**BAR-H TOP SHOOTERS  
GUIDE PART I**  
PRICE: \$24.95 - DVD



**BAR-H TOP SHOOTERS  
GUIDE PART II**  
PRICE: \$24.95 - DVD



**ONE-EYED-HORSE**  
Documentary and more!  
SALE Price: \$14.99 - DVD



**CREATING YOUR OWN  
VICTORIAN HAT**  
Price: \$29.95 - DVD  
Learn the secrets of making Victorian hats with all the flare and elegance.



**MAKING YOUR  
OWN VICTORIAN  
BALL GOWNS**  
Price: \$29.95 - DVD



**CREATING YOUR OWN  
B-WESTERN OUTFIT**  
Price: \$29.95 - DVD  
Teaches how to design and make breathtaking outfits for men or women.




**THE DARK SIDE**  
Price: \$29.95 - DVD  
Price: \$29.95 - VHS  
Learn shooting techniques along with how to load cap and ball revolvers, lever action rifles, and double barrel shotguns.




**OUTLAW ANNIE'S BEST OF  
MOUNTED SHOOTING - VOL. I**  
Price: \$34.95 - DVD  
Highlights include Shooting Technique, Horse Training Tips, Stage Patterns, Wardrobe Tips, and Competition Footage.




**OUTLAW ANNIE'S MOUNTED  
SHOOTING - VOL. II**  
COMPETITIVE EDGE  
Price: \$39.95 - DVD  
Price: \$39.95 - VHS  
Mounted shooting drills, expert's advice on bits, sports medicine and more.



**GUNPLAY**  
Price: \$19.95 - DVD  
The world's greatest trick and fancy gun artists, sharpshooters, movie stars and stuntmen!



**GUNPLAY MADE EASY  
PART I**  
Price: \$19.95 - DVD  
Learn traditional Hollywood western fast draw and gun spinning from top international movie gun coach Alex Green.



**GUNPLAY MADE EASY  
PART II**  
Price: \$19.95 - DVD  
Part II picks up where Part I left off. More advanced gun spinning, fast draw and trick shooting.



**BOB MUNDEN -  
THE COLLECTOR'S  
EDITION**  
Price: 24.95 - DVD  
This collectible DVD includes a full 2 hrs and 20 minutes of super shooting!



**HOW TO BE A MASTER  
GUNFIGHTER**  
Price: \$29.95 - DVD  
This video contains expert instruction in fast draw and Cowboy Action Shooting, as well as speed shooting demonstrations.



**GUN TWIRLING FOR  
BEGINNERS**  
Price: \$14.95 - DVD  
Pistol Packin' Paula, entertainer and accomplished stuntwoman, shares her tips about gun handling with her .45 Colt in a 20 minute video.

**TO ORDER CALL: (877) 411-SASS OR VISIT WWW.SASSNET.COM**



**EVIL ROY DVD SERIES**

Price: \$29.95 - EACH

- VOLUME 1 - PISTOLS
- VOLUME 2 - RIFLES
- VOLUME 3 - SHOTGUNS
- VOLUME 4 - HANDLING AND TRANSITIONS
- VOLUME 5 - WILD BUNCH

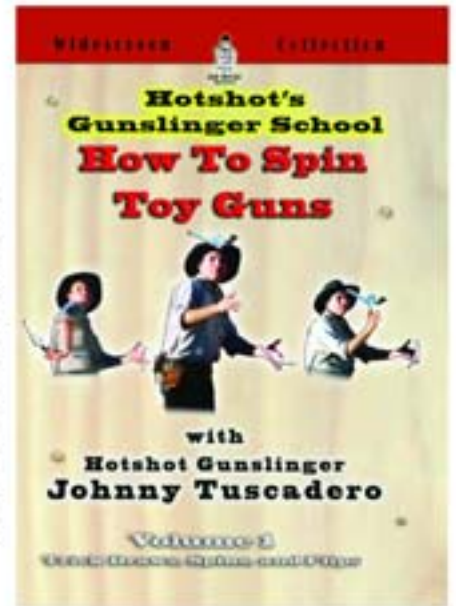
**NEW**  
Just Added...  
**WILD BUNCH DVD**  
Learn About the Newest SASS Game!

**NEW**

**HOW TO SPIN TOY GUNS**

Price: \$19.95

Hotshot's Gunslinger School, How To Spin Toy Guns This fun and instructional video for kids and adults shows and explains how to perform over twenty gun tricks in detail. It features a cap-gun safety lesson, two mini-movies, a special action-packed stunt-filled shoot out, original music, hilarious out takes and more. This is gun spinning made fun. If you ever wanted to be a gun spinner, this is the one for you.



TO ORDER:

Call: (877)-411-SASS

or Visit Us Online at [www.sassnet.com](http://www.sassnet.com)

**LIFE MEMBERS**



*Life Member Button Down Oxford Shirt*  
Please specify size  
**\$39.95**



*Life Member Embroidered Ball Cap*  
One size fits all  
**\$19.95**



*Life Member Pullover Sweatshirt*  
Please specify size  
**\$39.95**



*Life Member 16oz Stainless Travel Mug*  
**\$21.95**



*Life Member Mug*  
**\$14.95**



*Life Member Lapel Pin*  
**\$9.95**

**TO ORDER CALL: (877) 411-SASS OR VISIT [WWW.SASSNET.COM](http://WWW.SASSNET.COM)**



Proprietors: Kevin & Diane Keim  
(817) 625-1822  
www.OLDTYMEMERCANTILE.com  
Open 7 Days A Week

140 E. Exchange Ave #132 Ft Worth, TX 76106

Visit our new web site at: [runningbuffalo.com](http://runningbuffalo.com)  
1-877-560-9626 or [running\\_buffalo@rmi.net](mailto:running_buffalo@rmi.net)

[WWW.QUICKDRAWSIGNS.COM](http://WWW.QUICKDRAWSIGNS.COM)  
CUSTOM HAND ROUTED  
WOODEN SIGNS & GUN CARTS  
Cowboy Signs, Novelty Signs  
Gun Carts available in one piece or take down  
OWNER: MICHAEL D. CORY  
PHONE: (661) 836-1896

**VAQUERO**  
GUN LEATHER  
Custom Made  
In The Spirit Of The Old West  
512-796-6016  
[www.vaqueroleather.com](http://www.vaqueroleather.com)  
LEONARD LAY 918 N. Blanco St. - Lockhart, TX 78644

OKLAHOMA LEATHER PRODUCTS, INC.  
TELEPHONE (PH): 842-6445  
FAX (PH): 842-6463

[www.oklahomalatherproducts.com](http://www.oklahomalatherproducts.com)  
MANUFACTURERS OF FINE LEATHER HOLSTERS, BELTS AND ACCESSORIES FOR THE BLACKPOWDER AND SINGLE ACTION SHOOTER.

JMB Distribution  
4291 Valley Quail S  
Westerville, Oh 43081  
See the designs On line, or send For the Color Info Package  
Jim Burgess  
"Five Shot"  
SASS#36193  
Designs Are \$ 50.00 per set

[www.jmbdistribution.com](http://www.jmbdistribution.com)  
Grips below, in service 2 yrs !!

**Rossi 92 Specialists**  
"Is your Rossi rough?"  
Let us make it load, cycle and shoot better, E-Z on brass and fingers. Ask about our sight package.  
for info: [www.stevesgunz.com](http://www.stevesgunz.com)

Steve Young  
(409) 984-5473  
SASS #6765

4525 Alamosa St.  
Port Arthur, TX. 77642

**Jose Valencia Studio**  
"Gunstock Carving and More..."

480.415.4245  
P.O. Box 8234 Phoenix, AZ 85066  
[jose@josevalenciastudio.com](mailto:jose@josevalenciastudio.com)  
[www.GUNCARVING.com](http://www.GUNCARVING.com)

**COLT SINGLE ACTION ARMY**  
\$1199<sup>99</sup> and up

- \* Blue/Color case finish
- \* 4.75", 5.5" and 7.5" barrels
- \* .45 Colt, .44-40, .38-40, .357 Mag., .38 Spl and .32-20
- \* All guns new and unturned in Colt packaging
- \* Call for Nickel, Black Powder Frames and consecutive numbers

**HOPLITE, INC.**  
P.O. Box 6599 • Shepherdsville, KY 40165  
(502) 955-5014 (8:00 am-5:00pm EST)

**STARPACKER BADGES**  
Badges of the Old West  
Specializing in Custom Badges  
Clubs/Organizations/Individuals

StarPacker  
P.O. Box 3422  
Nashua, NH 03061-4714  
Ph. 603.888.4714  
[www.starpacker.com](http://www.starpacker.com)

Look For The StarPacker Brand!

[cal-graf.com](http://cal-graf.com) • 800-367-5203

- Simple Cart
- Suitcase Cart
- Cowboy Coffin
- Range Kart
- Accessories

Big Timber, Montana

CALgraf design

**BLANK FIRING REPRODUCTIONS**  
AUTHENTIC, HIGH QUALITY  
NO FFL REQUIRED  
BEST PRICES

Use For:  
TRAINING, DISPLAY,  
REENACTMENTS & FUN

BLANK AMMO - FOR BLANK GUNS  
- FOR REAL GUNS

CALL 877-722-1873

Send \$2.00 For Catalog

IAR, Inc.  
33171 Camino Capistrano  
San Juan Capistrano, CA 92675 [IAR-arms.com](http://IAR-arms.com)

**Self-Defense NOW!**  
When "packing iron" is impossible.  
\* Stun Guns \* Tasers \* Pepper Spray \*  
\* Alarms \* Non-Lethal Protection \*  
Huge Selection - Low Prices  
\* FREE Email Info \*  
[www.eDefenseAlert.com](http://www.eDefenseAlert.com)

**Something to Bugle About!**

Elk Horn Grips  
Handcrafted by  
**K.L. Elliott**  
Satisfaction Guaranteed

Alias Sheriff J.P.  
&  
Sheriff Gal  
Sass #7441  
Sass #7443

2573 Gold Dust Trail  
Show Low, AZ 85901  
(928) 251-1461  
Email: [kete@cablone.net](mailto:kete@cablone.net)

**Griner GUNWORKS**  
**GUNSMITHING**

Single action service: Colts, Rugers, Colt clones  
Lever gun action jobs: 73's, 66's, Marlins  
Short stroke for 73's and 66's  
Action jobs for Winchester 97's and Norinco 97's  
Full service gunsmithing

Visit us at [www.grinergunworks.com](http://www.grinergunworks.com)  
El mulo Vaquero aka Ken Griner 505-632-9712  
#30 Rd. 5192, Bloomfield NM. 87413

**Rim Rock Bullets**

Frank Brown  
103 Main St. S.W.  
Ronan MT 59864  
406-676-3250  
[frankb@rimrockbullets.net](mailto:frankb@rimrockbullets.net)

**Right On Target!**  
Premium Cast Lead Bullets

**LIBERTY LEATHER**  
Custom Gunleather  
of the "Old West"

**Don Barnett**  
(Grouchy Old Bear)  
SASS #2002  
281-593-1239  
Liberty County, Texas

libertyleather@sbcglobal.net • [www.westerngunleather.com](http://www.westerngunleather.com)

**GRIPMAKER**

Simulated Ivory and Stag Designs (yellows with age)  
GREAT PRICES!

[www.gripmaker.com](http://www.gripmaker.com)  
17401 State Hwy 96  
Carthage, MO 64836  
417-359-8880

**BUFFALO WESTERN WEAR**  
 2145 C. Pace St. NE- Covington, Ga. 30014  
 SINCE 1987  
 AUTHENTIC OLD WEST CLOTHING  
 CUSTOM HATS  
 REAL COWBOY SPURS



CALL TOLL FREE  
**1-877-915-0732**  
[www.buffalowswildwest.com](http://www.buffalowswildwest.com)

**Chey-Cast Bullets**  
[www.cheycast.com](http://www.cheycast.com)  
 Made in Cheyenne, Wyoming - USA by  
 Sheepskin Wyoming SASSOFTBALL and Overland Kid SASSOFTBALL



**FREE SHIPPING IN APRIL**  
 ON ALL ORDERS OF \$100.00 OR MORE.  
 COUPON # 10816

**REMOVE RUST EASY!**  
**BIG 45 FRONTIER METAL CLEANER**  
 De-Leads Bores in Seconds  
 1-800-342-1548 • Visa Mastercard  
 Send To: Big 45 Frontier Gun Shop  
 PO Box 90947 • Sioux Falls, SD 57109



Order Online at  
**Big45.com**  
 Removes Rust with  
 No Harm to Blue.  
 Since 1987 • Dealers Inquire

**ONLY \$5 POSTAGE PAID**

**TRUE WEST MERCANTILE**  
 Jamestown, TN  
 931.752.8272

Scully  
 Wahmaker  
 Frontier Classics  
 Boots  
 Chaps  
 Hats  
 Accessories

Shop online at: [www.truewestonline.com](http://www.truewestonline.com)

**Ruxton's Trading Post**  
 "Embrace the Old West"  
 Cowboy & Indian Antiques  
 Contemporary Western & Indian Art  
 Frontier Antiques • Fine Weavings  
 Furniture • Western Books • Kitsch  
 Collectibles • Novelties • Curiosities



**Gretchen & Mike Graham**  
 (719) 685-9024  
[www.oldwestantiques.com](http://www.oldwestantiques.com)  
 22 Ruxton Avenue • Manitou Springs, CO 80829

**THE KAW VALLEY MERCANTILE**  
 "Purveyors of finery for the Victorian Lady"  
 "Gear for Los Caballeros Grandes"  
 "Open by Appointment"  
 Chuck and Dottie Powers  
 2105 Pine Oak Dr.  
 Edmond, OK 73013  
 405-285-6943  
[KawValleyMercantile@cox.net](mailto:KawValleyMercantile@cox.net)  
<http://stores.ebay.com/kawvalleymercantile>




**Reloads N' More**  
 Ammo & Accessories  
 Hard Cast Lead Bullets for Reloaders  
[www.ReloadsNMore.com](http://www.ReloadsNMore.com)  
 Sales@ReloadsNMore.com 781.438.6907

**JEFF FLANNERY GUN ENGRAVING**  
 11034 Riddles Run Road  
 Union, Ky 41091  
 Phone: (859) 384-3127  
 Fax: (859) 384-2222  
<http://www.flannerygunengraving.com>  
 Email: engraving@fuse.net




**DIAMOND J GUNSMITHING**  
 SPECIALIZING IN COWBOY ACTION GUNS  
 Repairs and Action work on all types of cowboy guns  
 Hornet Loading Equipment and Supplies  
 FBI Transfers and Dealer Sales  
**Phone 505-888-4633**  
 Albuquerque, New Mexico  
 Web Page: [www.diamondjgunsmithing.com](http://www.diamondjgunsmithing.com)  
 E-Mail: [plumard15@earthlink.net](mailto:plumard15@earthlink.net)



**LAUGHING MOON MERCANTILE**  
 An online store ~ Purveyors of Period Correct  
 Sewing Patterns for Ladies and Gentlemen  
**WWW.LAFNMOON.COM**  
 JoAnn Peterson, Proprietress  
 2131 51st Street (no walk in)  
 Sacramento, CA 95817  
 Color brochure \$1

Email JoAnn @lafnmoon.com  
 Phone 916-455-4527  
 Fax 916-455-4528  
 Wholesale inquiries welcome

**WALKER '47**  
 FIREARMS FOR TODAY AND YESTERYEAR




Andy Cauble  
 Owner  
 1238 S. Beach Blvd., #K (at Holly City)  
 Anaheim, CA 92804-4828  
 tel: 714-484-8171 / fax: 714-484-8179  
 email: info@walker47.com  
 web: www.walker47.com

**GUN LEATHER KITS**  
 BY LIBERTY LEATHER  
 Custom Gun Leather of the "Old West"

Don Barnett [libertyleather@sbcglobal.net](mailto:libertyleather@sbcglobal.net)  
 281-593-1239 [www.westerngunleather.com](http://www.westerngunleather.com)

**Old River Saddlery**  
 Custom Saddles, Chaps,  
 Belts, Holsters, Sheaths,  
 Repairs



Larry McElhose  
 7732 Garrin Road  
 Bakersfield, CA 93313  
 (661) 831-3783  
 Fax (661) 831-1591  
[www.olddriversaddlery.com](http://www.olddriversaddlery.com)  
 E-mail or@olddriversaddlery.com

**The Working Cowboy Gun Leather Shop**  
 Metal lined and Sheridan style  
 carroll holsters our specialty.  
 A truly custom shop.



David J. Arnold  
 10635 Pioneer Line, Chatham, Ontario  
 Canada N7M 5J1  
 519-354-9892  
[www.workingcowboyleather.com](http://www.workingcowboyleather.com)

**BOOT MAKER**  
 4409 N. 16th Street Phoenix, AZ 85016  
 David Espinoza 602-263-8164



**Free Brochure on Request**  
[espinozabootmaker.com](http://espinozabootmaker.com)



**FOLKWEAR**  
 SEWING PATTERNS FOR  
 UNIQUE COSTUMES  
 See our timeless patterns adapted  
 from vintage fashion and ethnic  
 costume at [www.folkwear.com](http://www.folkwear.com)



2212 - Five Frontier Shirts  
 patterns with timeless style

**D. J. REIGEL HAND ENGRAVING**  
 Genuine silver base  
 Nickel silver bolsters  
 4 1/4 inches closed



**The COWBOY'S POCKET KNIFE**  
 Engraving in the Carl  
 L. D. Nimmrücke style  
**Only \$98**  
 \$ 5.00 Shipping  
 Priority Mail  
 For U.S. Only  
 Money Order  
 PayPal  
 Check

D. J. Reigel  
 P.O. Box 1865  
 Eastsound, WA 98245 [www.reigelgunengraving.com](http://www.reigelgunengraving.com)

CMSA # 816 TATONKA DAN SASS # 20,919  
**TATONKA DAN**  
 CMSA APPROVED  
 COWBOY MOUNTED  
 SHOOTING BLANKS  
 BALLOONS AND  
 HORSE EAR PLUGS



[www.tatonkadand.com](http://www.tatonkadand.com) [daniel47@earthlink.net](mailto:daniel47@earthlink.net) 513-932-1021

**CLASSIFIED**

**LONGHORN CATTLE DRIVES** - Ranch Vacations on genuine family ranch. [www.longhorn-cattle.com](http://www.longhorn-cattle.com) (620) 826-3649

**SPECIALIZING in ANTIQUE POCKET WATCHES** - Mail Order Repair, Free Watch List, Coyote Ricotta in PA. (814) 342-3709 Days.

**COWBOY and INDIAN BUCKSKIN CLOTHING** - Riflescopes, Moccasins and Weapons. Catalog \$3.00, Tecumseh's Trading Post, 140 W. Yellowstone Ave., Cody, WY, 82414 (307) 587-5362, [www.tecumsehs.com](http://www.tecumsehs.com), Email: [emailus@tecumsehs.com](mailto:emailus@tecumsehs.com)

**.45-70 REVOLVERS WANTED** any other large Rifle Caliber, Single Action, Six Chamber Revolvers. Rick Leach 4304 Rt. 176, Crystal Lake, IL 60014. (815) 459-6917; Fax: (815) 459-9430; E-mail: [leachent@aol.com](mailto:leachent@aol.com)

**CLUB INSURANCE** - We specialize in S.A.S.S. & hunting clubs. Phone quotes in 3 minutes. Northland Insurance Company admitted & available in most states. Call Rover Dog for a quote! Toll free: (866) 505-2663.

**BLANKS** [www.perfectshotllc.com](http://www.perfectshotllc.com) e-mail: [dan0083@earthlink.net](mailto:dan0083@earthlink.net)

**ADVERTISE YOUR WESTERN, INDIAN & CIVIL WAR GOODS** at [www.docholidaytrading.com](http://www.docholidaytrading.com)

**BLANK AMMO**  
 For Practice, Training or Shows! Large Inventory, Wide Variety! .38, .45, also 5&1 Available in Full Load, 1/2 or primer only! From 22 to 50 cal. Call Us For Your Special Blanks!  
**Also Blank Firing Guns**  
 NO LICENSES OR PERMITS REQUIRED  
 Many Models to Choose From!  
 Western Props & Equipment  
 Bullwhips & Stockwhips  
 Trick Roping Supplies & Rubber Guns  
 Call or Write for a FREE Catalog! [www.WesternStageProps.com](http://www.WesternStageProps.com)  
**WESTERN STAGE PROPS**  
**800-858-5568**  
**702-873-1100**  
 3945 W. RENO AVE., SUITE F, LAS VEGAS, NV 89118 \* USA

**DELL'S**  
 —MAKER—  
**LEATHER WORKS**  
 "Raising the Standard"  
 Museum Quality Civil War Reproductions  
**83 First Avenue**  
**Kingston, N.Y. 12401**  
 Call/fax (845) 339-4916  
[WWW.DELLSLEATHERWORKS.COM](http://WWW.DELLSLEATHERWORKS.COM)

**BLANK FIRING 1873 REVOLVER DRY FIRING**  
 JUST LIKE THE WWII  
 AVAILABLE:  
 4 3/4", 5 1/2"  
 .380 CAL. BLANK No FFL  
 BLANK FIRING: List \$450 Special: \$369<sup>00</sup>  
 Dry Firing: List \$390 Special: \$319<sup>00</sup>  
**E.M.F. Co., Inc.** Call: (800) 430-1310  
[www.emf-company.com](http://www.emf-company.com)

**BOZEMAN TRAIL ARMS, MFG.**  
 Recommended by Mike Venturino  
**COLT S.A.A., CLONE, VAQUERO ACTION JOBS**  
**CUSTOM ONE-PIECE GRIPS AND MORE**  
[www.bozemantrailarms.com](http://www.bozemantrailarms.com)  
 Tom Sargis, Jr., Proprietor 28 Lake Drive  
 FFL #9-81-034-01-2F-35193 Livingston, MT 59047  
 E-mail: [gunsmith@bozemantrailarms.com](mailto:gunsmith@bozemantrailarms.com) (406) 223-1111

**TED BLOCKER**  
*Holsters*  
 9438 SW Tigard Street  
 Tigard, OR 97223  
 800.650.9742  
 503.670.7972  
[www.tedblockerholsters.com](http://www.tedblockerholsters.com)

**CART-RIGHT Gun Carts**  
 Total Take-down design. Weighs 29 lbs.  
 Assembles in minutes! No screws, no glue, no nails.  
**LIFETIME GUARANTEE**  
 4-gun, 6-gun, 8-gun, War Wagon  
 Call Big Sky Bob: 1-888-859-5960  
[www.cartrightguncarts.com](http://www.cartrightguncarts.com)

**Old Slapout Holsters**  
 Custom Gun Belts & Holsters  
 Jim Connor, Proprietor  
 Slapout SASS #9198  
 Phone & Fax: 951-943-9962  
 Email: [oldslapout@aol.com](mailto:oldslapout@aol.com)  
 Web: [www.oldslapoutholsters.com](http://www.oldslapoutholsters.com)

Adirondack Jack's Trading Post  
 presents  
**Cowboy .45 Special Cartridge Brass**  
 The best .45 cartridge for use in action games!  
 Visit us on the web at [cowboy45special.com](http://cowboy45special.com)  
 or call 518 773 8739

**THE TIMELINE COWBOY™**  
 Your Gettysburg link to the Old West  
 Quality Old West Replica Firearms  
 Ammunition - Period Gunleather  
 Clothing - Loading Supplies - Books  
 2523 Emmitsburg Road, Gettysburg, PA 17325  
 1/4 mile north of Eisenhower Conf. Center  
 717-334-0776  
 E-mail [Timelinecowboy@Superpa.net](mailto:Timelinecowboy@Superpa.net)  
 Please call or E-mail for shop hours

**\$69 SPECIAL \$69**  
 Pants + Shirt + Suspenders + Boot Socks  
**SPECIAL PRICE - 4 pieces - \$69.00**  
 Plus UPS shipping \$11.00  
[www.hamiltondrygoods.com](http://www.hamiltondrygoods.com) 931-739-6061

We specialize in Cowboy Action Firearms and Reloading.  
 SASS Dealer #30.  
 Check our website for our complete list of firearms for the Cowboy shooter plus driving directions.  
 Located 1/2 hour drive West of Cabelas in Pennsylvania Dutch Country.  
[www.encksgunbarn.com](http://www.encksgunbarn.com)  
**ENCK'S Gun Barn**  
 142 Chapel Road  
 Newmansstown, PA 17073  
 Phone: 717-949-2215  
 Fax: 717-949-2625  
 Email: [barnmaster@comcast.net](mailto:barnmaster@comcast.net)

**W.A. Murphy Explosives**  
**Goex Black Powder Distributor**  
 COWBOY ACTION, RE-ENACTORS, LONG RANGE SHOOTERS  
 AUTHENTIC BLACK POWDER AND ALL SUBSTITUTES  
 BLACK DAWGE CARTRIDGES- PINNACLE- CLEAR SHOT  
 • Available for immediate shipment  
 • Welcome all clubs and organizations  
 Contact us at [reloading@murphypowder.com](mailto:reloading@murphypowder.com) or  
 (626) 444-9271 (626) 575-2848 (fax)

**BRANDED BOARDS.** Great gift for Father's Day!  
 Beautiful Cutting Boards With Precision Inlaid Wood Designs  
 We use a naturally contrasting selection of precision inlaid woods. No stain, dye or coloring is applied. The beautiful organic hues are all-natural wood grain, straight from the tree. We can inlay almost any design - from your company logo to specialty graphics or monograms.  
[www.BranDEDBoards.net](http://www.BranDEDBoards.net)

**ADVERTISING INFORMATION ASK FOR**  
 ~ DONNA ~  
**(714) 694-1800**  
 (EXT. 118)  
 Donna Oakley,  
 SASS #13013

**BILL WEAVER**  
 SASS #41625  
 580-296-2616  
**LEATHER CRAFTSMAN for BOND ARMS, INC**  
**LEATHER GUNS & ETC.** HOLSTERS & GUN BELTS  
 SELLS & TRANSFER AMMO & TACK  
[www.leathergunsetc.com](http://www.leathergunsetc.com)  
 Box 117 V 216 S. Collins St.  
 Colbert, OK 74733  
 Sylvia Rice Weaver

**NUTMEG SPORTS LLC**  
 Jim Alaimo  
 Former Superintendent  
**COLT CUSTOM GUN SHOP**  
 Specializing In Genuine African Elephant Ivory Grips,  
 Custom Tuned Action Work, And Engraved Colts  
**(860) 872-7373 • www.nutmegsports.com**













## SASS AFFILIATED MERCHANT LIST

STORE NAME	City	St.	Contact	Phone	STORE NAME	City	St.	Contact	Phone
Guns of Yesteryear Inc.	Tunnel Hill	GA	Randy Grant	706-673-2506	P.F. Custom Guns	Asheville	NC	Phil Flack	828-252-9487
Moonsinger Designs	Commerce	GA	Jeff Shubert	706-335-7390	Poteat's Guns	Kings Mountain	NC	William Poteat	704-739-7037
Ruby Begonia Emporium	Atlanta	GA	Sarah A. Miller	404-525-1707	Cowboy Leather	Grandin	ND	Dale Miller	701-4845773
Shooter's Of Columbus	Columbus	GA	John R. Hilliker	706-568-9313	D.A. Miller Maker Custom				
Treco	Cumming	GA	Johnny Thomas	770-887-1050	Leather Goods	Grandin	ND	Dale Miller	701-4845773
DT Sports	Wailuku	HI	Dennis C. Tanga	808-249-2575	Gun City	Bismarck	ND	Marlin Fried	701-223-2304
CivilWarLady.com	Clarinda	IA	Joy Melcher	712-310-9383	R & G Gunsmiths	Dickinson	ND	Dr. Melissa Sheppard	701-483-0169
Dry Run Creek Trading Company	Cedar Falls	IA	Kraig Kroemer	319-266-1245	Fort Western Outfitter	Lincoln	NE	Terry Fitzgerald	402-421-3678
G/W Mercantile	Cedar Falls	IA	David E. Williams	319-266-2457	Philip J. Rezac L.L.C.	Valparaiso	NE	Philip Rezac	402-784-3557
Hardisty's	Avoca	IA	William Hardisty	712-343-6665	Redwing Trading	Kimball	NE	Tom Hewitt	308-235-3330
River Junction Trade Company	McGreggor	IA	James Boeke	563-873-2387	Run -N- Iron Customizing	Bertrand	NE	Lonnie Meyer	308-472-1445
Circle KB Cowboy Gear	Salmon	ID	Kris Brekke	208-756-1873	The Bullet Hole	La Vista	NE	Ronald Ewasziuk	402-596-0367
Sportsman's Warehouse	Idaho Falls	ID	Dennis Youngerman	208-542-1900	Wild West Armorer	Malcolm	NE	Gregg J. Clement	402-429-2277
Wes Terner's Outfitter	Coeur d'Alene	ID	Dennis Mader	208-667-7051	Work-N-Ranch	Bennet	NE	Linda Schomerus	402-782-6980
A W Smiths & Sons Inc.	Hanover Park	IL	Allen J. Nyenhuis	630-784-9566	Al's Gun & Reel Shop, Inc.	Derry	NH	Allan G. Bacon	603-432-2708
Colonel Carters Mechantile, Inc.	Volo	IL	Carlin M. Carter	847-270-0806	E.N.Briand Sports Shop	Nashua	NH	Edmond Briand	603-888-1717
Darnall's Gun Works & Ranges	Bloomington	IL	Ron Darnall	309-379-4331	August Arms	Rio Rancho	NM	David E. Augustson	505-891-1614
Heartland Outfitting	Oswego	IL	Timothy Gburek Sr.	630-842-0230	Bronco Sue Custom Hats	Ruidoso	NM	LuLyn Bratcher	505-630-1912
Jerry's Tackle and Guns	Highland	IL	Jerry Simpson	618-654-3235	Crazyhorsewest.com	Albuquerque	NM	Chuck Paolini	866-306-6969
John's Trap Guns, Inc	Libertyville	IL	John Picchiatti	847-549-6226	Diamond J Gunsmithing	Albuquerque	NM	Douglas Kunz	505-888-4633
Kramers Guns & Supplies	Spring Valley	IL	Teri Kramer	815-894-2239	Eagle Creek Custom Etched	Nogal	NM	Wilfred D. Pote	505-354-0085
Oglesby & Oglesby	Springfield	IL	William Oglesby	217-487-7100	Guns-N-Glass	Rio Rancho	NM	Jack D. R. Randall	505-994-0546
Peacemaker Gun Carts	Athens	IL	Steve Lee Selby	217-636-7167	JW Krum Gunsmithing	Rio Rancho	NM	Joseph W. Krum	505-400-0280
Pekin Gun & Sporting Goods	Pekin	IL	David Barth	309-347-6060	Ken Lane Saddlery	Alamogordo	NM	Ken Lane	505-437-8238
Spur's Inc	Macomb	IL	Gary Blansett	309-833-3889	Kona Cowboy Coffee Company	Ruidoso	NM	John K. Shuster	575-257-8593
Tidbit's Mercantile	Metamora	IL	Charlotte King	309-367-4575	Laced	Ruidoso	NM	Karen Emerald Reeder	575-257-2526
ZZ Cops Gun Room	Sycamore	IL	Dennis W. Leifheit	815-895-4051	Loeffler's Guns, Et.	Grants	NM	David Loeffler	505-287-4003
Banana River Outfitters	Greenwood	IN	Greg Tymn	317-640-0172	Los Cuatros Tequila Posse	Rio Rancho	NM	George R. Schlegelmilch	505-994-9622
Bear's Den Trading Post, Inc.	Osgood	IN	Randy L. Ludwig	877-689-BEAR	Murksy Classic Arms	Aztec	NM	Ferol L. Murusky	505-320-2121
Carriage House Woodworking Inc.	Clayton	IN	Charles H. Plunkett	317-539-4135	Patriot Outdoors	Clovis	NM	David Lester	505-985-1776
Cook's Bison Ranch	Wolcottville	IN	Keith Harrison	260-854-3297	Precision Arms	Albuquerque	NM	Daniel D. Brovont	505-883-4342
J. B. Custom, Inc- Wildwest					Sew Whats	Magdalena	NM	Gerry Aldridge	505-838-6192
Mercantile	Huntertown	IN	James A. Buchanan	260-338-1894	Tularosa Trading Post	Alamogordo	NM	Douglas McMorris	505-437-0709
Kempf Gun Shop	Michigan City	IN	Sue Kempf	219-872-7957	Zia Trading Co	Roswell	NM	Fred Williams, Jr.	505-622-0023
Ludco Gun Shop	Parker City	IN	Fred Ludington	765-468-8136	D bar J Hat Co.	Las Vegas	NV	David Johnson	702-430-0681
Murphy Leather Co.	Evansville	IN	Dan Parmenter	812-963-6828	Emmalee's Guns and Emporium	Pahrump	NV	Daniel White	775-727-5596
Outlaw Ed's Shooting Supplies	Evansville	IN	Edward R. Happe	812-453-9092	Housken Precision Machine	Gardenville	NV	George E. Housken	775-782-0211
Royal Bullet Company	Evansville	IN	Michael Koonce	812-431-0281	Sunrise Pass Arms Co.	Minden	NV	Harold Parks	775-267-2284
Sixguns Unlimited	Lebanon	IN	Vincent Gamble	317-769-3236	Tactical Patrol Systems	Henderson	NV	Robert August	800-597-1008
Tonto Rim Trading Company	Seymour	IN	Dennis E. Shewell	812-522-7978	Tom's Guns & Gunsmithing	Boulder City	NV	Tom Hawks	702-293-9574
Trinity Arms, LLC	South Whitley	IN	J.W. Fogle D.V.M	260-657-5456	Western Star Leather	Boulder City	NV	Maggie Costanza	702-293-3397
Wild West Merchandise	Fort Wayne	IN	James A. Buchanan	260-417-2099	Hart's Trading Post	Ballston Spa	NY	William S. Hart	518-885-4867
Work Wears	Warsaw	IN	Curt Ebersole	574-269-9911	KJS Gun Shop	Bainbridge	NY	Kurt J. Stietz	607-967-7296
A Loan At Last	Wichita	KS	Monte Rakestraw	316-522-9314	Mud Creek Guns & Ammo	Kennedy	NY	Tracie E. Carlson	716-267-7505
Cleve's Marine & Sporting Goods Inc	Salina	KS	Robert H. Muir	785-823-6986	Rosebank Sports	Staten Island	NY	James F. Bartiromo	718-447-3664
Cottonwood Cottage	Oberlin	KS	Tom Ewing	785-475-3268	Wooden Works West	Pachogue	NY	Thomas Badamo	631-475-5556
Drovers Mercantile	Ellsworth	KS	Jim Gray	785-472-4703	Bill's Gun Shop	Waterville	OH	William Ferguson	419-878-8903
Kansas Territorial Leathers	Lincoln	KS	John Tyson	785-229-5755	Cowboy Outpost	Swanton	OH	Michael Dawe	419-875-5270
Lazy K Shooters	Coffeyville	KS	Steve Westervelt	620-251-1160	Gary's Guns	Fairfield	OH	Gary Metcalf	513-829-8588
Sportsman's Warehouse	Wichita	KS	Tim C. Winningham	316-612-9900	Lauhomer Indoor Arms & Archer	Springfield	OH	Penny S. Richardson	937-313-5430
Budd's Gunsmith Shop	Lily	KY	Rudy Lozano III	606-864-1470	Muddy Flatts Ltd. Sutlers	Hamersville	OH	Will Vockell	937-379-2317
Circle M Saddlery & Gun Leather	Fort Thomas	KY	Aramis Gulbeyan	859-781-4301	Mustang Crafters	Troy	OH	Louis L. Manning	937-335-1879
Dry Gulch Trading Post	Pine Knot	KY	Jeff Baird	606-354-3121	Target World	Cincinnati	OH	Joe Blanco	513-772-3343
Kentucky Drovers Cowboy Supply	Boaz	KY	Arthur Chap, Jr.	270-489-2089	Tatonka Dans	Morrow	OH	Daniel P. App	513-932-1021
Mississippi Rose's Emporium	Scottsville	KY	Beth Meredith	270-622-6137	The Cowboy & Shooter Supply	Barnesville	OH	William E. Mc Frederick	740-425-3839
Rose Action Sports	Pembroke	KY	Steve Rose	270-348-3262	Tom's Single Action Shop	New Lebanon	OH	Tom Wildenauer	937-687-1039
Concordia Pawn & Gun Shop	Vidalia	LA	Finley W Hootsell	318-336-8925	Vances' Shooters' Supply	Columbus	OH	James H. McCann	614-471-7353
Cowtown Katie's Emporium	Maurepas	LA	Bill Klonar	225-695-6070	Vandalia Range & Armory, Inc.	Valdalia	OH	Doug Hague	937-387-0485
Jim's Firearms Inc.	Baton Rouge	LA	Daniel P. Calvert	225-293-5467	Bookout Enterprises	Wewoka	OK	Bob Bookout	405-257-3364
Marcman Custom Guns	West Monroe	LA	Marc A. Vanderkarr	318-396-6319	Cowboy Shooters Supply	Ft. Towson	OK	Joe Brisco	580-873-2663
McNeely's Wildlife Feeders, LLC	Sulpher	LA	Bruce McNeely	337-533-9100	Kaw Valley Mercantile	Ponca City	OK	Charles E. Powers	580-762-3414
R & W Firearms &					Leather, Guns, & Etc.	Colbert	OK	William E. Weaver	580-296-2616
Shooting Complex	Quitman	LA	Jason Robinson	318-395-2224	Meister Bullets, Inc	Oologah	OK	William Casey	918-443-2707
Springhill Mercantile	Pollock	LA	Douglas Marion Whittenberg	318-419-2208	Smokeys Powder Keg Inc.	Lawton	OK	Burt Ch. Montague	580-355-1901
Voinche Gunworks, LLC	Jennings	LA	Pierre Voinche	337-774-4570	Straight Shot Gunworks, Inc.	Claremore	OK	Frank Taheny	918-527-7407
Mike Nappi's	Lynn	MA	Michael L. Nappi Jr.	781-581-5031	Titonka Trading Co.	Salina	OK	Gerry Wight	918-434-2727
Atlantic Guns, Inc.	Rockville	MD	William Schneider	301-279-7983	Applegate Arsenal	Grants Pass	OR	Gary Hanson	541-474-7281
Atlantic Guns, Inc. #2	Silver Spring	MD	Bob Schneider	301-585-4448	Cheyenne Shirt Company	Junction City	OR	Christene George	541-998-6707
Maple Leaf Tack & Western	Hagerstown	MD	Mariah Neff	301-733-7303	ELF Enterprises Inc	Bend	OR	Edward E. Frye	541-390-4135
Gun's Galore	Fenton	MI	Randy Fern	810-629-5325	Guncrafters Repair LLC	Salem	OR	Doug Raaf	503-362-6197
Mikes Gun Shop, Inc.	Quincy	MI	Mike Stempien	517-639-7191	Gunn's Gunsmithing	Elkton	OR	Timothy Gunn	541-584-2130
The Firingline Indoor Gun Range	Westland	MI	Tommy Vaughan	734-326-7320	Guntraders	Redmond	OR	J. W. Koch	541-923-0686
Wolverine Guns LTD	Mattawan	MI	William Nederhoed	269-375-5829	H & H Firearms & Tack	Bend	OR	Del J Hamberger	541-382-9352
Bragg Saddlery	Madison	MN	Howard Bragg	320-598-7384	JMS ENTERPRISES	Grants Pass	OR	John Saliba	541-956-1496
Coyote Cap Gunworks	Morristown	MN	Martin J. Ahlman	507-685-4511	Pioneer Gun Works	Springfield	OR	Joe Alves	541-521-9684
Logos Leathercraft	Morgan	MN	Dan Cochran	507-249-2635	Shooter's Service Center	Portland	OR	Johnny Semm	503-289-1280
Pony Express Ammo & Guns	Little Canada	MN	John Koppi	651-483-9406	Ted Blocker Holsters, Inc.	Tigard	OR	Shelley Brown	503-670-7972
Sportsman's Warehouse	Woodbury	MN	David J. Meacham	651-731-4400	The Gun Works	Springfield	OR	Joe Williams	541-741-4118
The Gun Shop	St. Bonifacius	MN	Tom Radde	952-446-9388	Ace Sporting Goods, Inc.	Washington	PA	George L. Romanoff	800-660-5470
Cherokee Firearms Co	Springfield	MO	Nick Newman	417-868-8083	Allegheny Trade Company	Duncansville	PA	Mark McNeely	814-695-3131
Dutch's Firearms	Raymore	MO	Dutch Becker	816-318-4867	Americast Bullets	Dillsburg	PA	John Romito	717-676-3198
James Country Mercantile	Liberty	MO	Jean Warren	816-781-9473	Arizona Sun Mercantile	Centerville	PA	Ron Southwick	814-827-2751
Missouri Outfitters	Doolittle	MO	Richard M. Barnes	800-235-8960	B & J Dist. Gun Shop	New Providence	PA	Joseph Huddle	717-786-3947
Mule Burro Corral	Laurel	MS	Thomas Buchanan	601-580-3171	BS & T Guns Inc	Duryen	PA	Annual	570-457-1833
Natchez Pawn & Jewelry Co. LLC	Natchez	MS	Finley W Hootsell	601-445-8939	Cowboy Collectables	Dillsburg	PA	David Lavertue	717-432-9676
Gman Gunsmithing	Cut Bank	MT	Edgardo Gierbolini	406-873-4872	Dennis A. Yoder Custom Leather	Hamburg	PA	Dennis A. Yoder	610-562-8161
MBK Unlimited	Roundup	MT	Mike B. Krueger	406-323-3062	Enck's Gun Barn	Newmanstown	PA	Robert P. Enck	717-949-2215
Munden Enterprises, Incorporated	Butte	MT	Bob Munden	406-494-2833	G and J Leather	Johnstown	PA	Judy Bowser	814-535-1999
Rank's Mercantile	Virginia City	MT	Toni James	800-494-5442	Lock's Philadelphia Gun Exchange	Philadelphpha	PA	John H. Lock	215-332-6225
Bennett Cowboy Apparel	Greensboro	NC	Todd Bennett	336-232-5788	Montrose Sporting Goods	Montrose	PA	Ryan Janoski Coy	570-278-3154
Custom Gunsmithing	Raleigh	NC	Dan Hopping	919-848-1441	The Carver Custom Holsters By Russ	West Grove	PA	Russell Michels	610-869-9216
Daddy Rabbits	Lexington	NC	Jim Henriksen	336-357-7376	The Smith Shop	Warwick	RI	Bill English	401-921-0147
Davi's Indoor Range and					Ace Systems	Jackson	SC	Al Diciara	803-471-2408
Shooting Sports	Raleigh	NC	David Plott	919-878-0787	Jones	North Myrtle Beach	SC	W. Norfleet Jones	843-361-2277
Donnie's Shooting Supplies LLC	Castle Hayne	NC	Don P. Alercia	910-620-6979	Myrtle Beach Indoor Shooting Range	Myrtle Beach	SC	Ted Gragg	843-293-4344
Jackson's Western Store	Asheville	NC	John R. Jackson	828-254-1812	The Recycled Cowboy Store	Ladson	SC	Linda L. Blevins	843-569-7573

(Continued on page 106)



# SASS AFFILIATED MERCHANT LIST



STORE NAME	City	St.	Contact	Phone	STORE NAME	City	St.	Contact	Phone
Kampeska Lodge & Store	Watertown	SD	Richard M. Wilkey	605-882-1313	The General Store	Corpus Christi	TX	Anthony D. Silvis	361-334-1978
Pistols to Ponies	Spearfish	SD	Travis Lantis	605-642-7736	The Outdoor Shop of Texas	Kirbyville	TX	Jerry McDaniel	409-423-5076
Coon Dawg Emporium, LLC	Church Hill	TN	Michael F. Coon	423-357-6549	The Perfect Shot	Fort Worth	TX	Dan Katra	817-332-0190
Drew's Guns Etc.	Shelbyville	TN	B.A. Hopper	931-680-0192	Two Wright Arms Company	Springtown	TX	Paul Wright	817-677-2957
Gunfighter 928	Erwin	TN	Walt Marston	423-743-3580	Ty's Tintypes	Mineola	TX	Ty Guillory	903-569-8738
Hamilton Dry Goods	Sparta	TN	Ron Hamilton	931-739-6061	Yellow Rose Ordnance	New Boston	TX	Kent D. Gerstner	903-293-7603
Maverick Leather	Afton	TN	Terrance McCollister	423-234-0380	Beaver Sport & Pawn	Beaver	UT	Clarence Pollard	435-438-2100
Old West Sutler	Gallatin	TN	Gary Brandenburg	615-452-7463	Hank's Gun Shop	Monroe	UT	Hank Shows	435-527-4456
Outrider & Co., Custom Leather	Cleveland	TN	Richard Leonard	423-310-1577	A & A Supply	Amherst	VA	Ronald Anderson	434-946-7668
Rock Creek Army	Lewisburg	TN	Ken Doherty	931-698-3577	Degoff's Firearms	Mechanicsville	VA	Neil Atkinson	804-746-0273
Smoky Mt Outfitter	Morristown	TN	Clint Campbell	423-317-8040	Frio Canyon Outfitters	Aldie	VA	John M. Kelley	703-881-2508
Sportsmans Supply	Covington	TN	William Clyatt	901-476-2680	Gladhatter Sterling Beaver Hats	Clintwood	VA	Charlie Swindall	276-926-6423
Terry's Toy's	East Ridge	TN	Terry Ray Eischen	423-899-9807	Lead Slingers	Winchester	VA	Marcus D. Lemasters	540-877-1366
True West Mercantile	Jamestown	TN	Mark Krider	931-752-8272	Alder Run Shop	Franklin	VT	Joyce A. Boudreau	802-285-6431
A Place To Shoot, Inc.	San Antonio	TX	Mike McDonald	210-628-1888	Cowboys, Guns and Accessories	Mill Creek	WA	Robert F. Sluder	877-777-1735
Americase	Waxahachie	TX	Mars Freudenberg	800-972-2737	Crossroads Mercantile, The	Waitsburg	WA	Linda Hermanns	509-337-9027
Black Hills Leather	Larwedo	TX	Rudy Lozano III	956-795-0224	Desperado Cowboy Bullets, LLC	Dayton	WA	Edwin B. Kemmerer	866-428-5538
Brutha Daves Guns	Arlington	TX	David L. Corbin	817-572-1829	Doc Neeley's Cowboy Guns and Gear	Port Angeles	WA	Jim Rogers	360-452-2800
Cowboy Shootin' Stuff	Arlington	TX	J. L. Hamilton	817-557-3116	Fort Wallula Firearms	Wallula	WA	Mike Larson	509-547-5906
Cowboy Shooting Store LLC	League City	TX	Wolfgang Campbell	281-751-7024	Montana Peak Hat Co.	Colville	WA	Richard L. Blackburn	509-680-7016
Delmark	Denton	TX	David Lott	940-323-0851	Red White and Blued Firearms	Spokane Valley	WA	David M Zaccanti	509-927-7676
Dry Gulch Mercantile	Floresville	TX	John R. Gafford	210-422-4822	Sagebrush Old West	Kennewick	WA	Gary Raabe	509-585-9306
Frontier Sportsman	Abilene	TX	Greg Riggins	325-690-6411	Atrisco Spur & Concho Co.	Madison	WI	Tom Trimble	608-206-7226
Gunslinger Inc.	Ovilla	TX	Robert Sanders	972-617-6511	Big Lube BP Supplies	Sun Prairie	WI	Richard H. Rhody	608-837-2154
Hewitt Gun Shop, Incorporated	Hewitt	TX	Charles Smith	254-666-2345	Classic Old West Arms	Bonduel	WI	Joseph A. Hasser	715-758-8380
Hide Crafter Leather Company	Fort Worth	TX	George Hurst	817-878-5797	Guns of Delavan	Delavan	WI	Daniel R. Labonne	262-728-6577
Hunters Supply, Inc.	Tioga	TX	David L. Williams	940-437-5086	Leather Originals	Clear Lake	WI	Annie Hillman	715-455-1318
Kirkpatrick Leather Company	Laredo	TX	Mike Kirkpatrick	956-723-6631	Legendary Longbows	La Crosse	WI	Gary F. Ellis, Sr.	608-787-8726
Long Hunter Shooting Supply	Hartley	TX	Jim B. Finch	806-365-0093	Mountain Sport Shop	Wautoma	WI	Gerald L. Kraus	920-787-3815
Lopez Brothers Silversmiths LC	Bandera	TX	Rick Lopez	830-796-4621	Thunder Shooting Supplies	Milton	WI	Dennis Garthwaite	608-868-4867
Los Vaqueros Saddlery	Krum	TX	Bruce Bowers	214-663-5697	Denny's Guns & Maps	Cody	WY	Dennis P. Benson	307-587-3677
Old Scyene	Cayuga	TX	Roger Pruitt	903-477-0138	Elbe Arms Co	Cheyenne	WY	Robert A. Curran	307-634-5731
Otto Carter Engraver	Abilene	TX	Otto Carter	325-529-3941	Jug's Toot-N-Shoot	Green River	WY	Carol Lowell	307-875-3522
Paul's Pawn Shop	New Boston	TX	William Froelich	903-628-5512	North Pole West	Cody	WY	Shirley J. Benson	307-527-5008
Rossi 92 Specialists	Port Arthur	TX	Steve Young	409-984-5473	RLY Enterprises	Cheyenne	WY	Roger Yearick	307-778-9834
Six Shooters	La Grange	TX	Martin Brummett	979-968-3900	Rocky Mountain Discount Sports	Cody	WY	Jim McArtor	307-527-6071
Spirit of the Wind	Plainview	TX	Michael R. Allen	806-889-3802	Rocky Mountain Sports	Gillette	WY	Pete Quinell	307-686-0221
Steve's Guns	Port Arthur	TX	Steve Young	409-984-5473	Stone's Mercantile	Jackson	WY	James A. Stone	307-733-3392
Sweetshooter Gun Cleaner	Mineral Wells	TX	Bill England	940-325-2500	Old West Style Store	Sinsheim, Germany		Ralf Hartmann	0049-7265-7579
Texas Jack's, Inc.	Fredericksburg	TX	Mike Harvey	830-997-9090	Western Art Outfitters	Rapperswil, Switzerland		Kurt Baumgartner	0114155210096
Texas Traders	North Richland Hills	TX	Robert Gass	817-428-1322					

## ORDER YOUR WINNER'S BUCKLE TODAY!

### SASS CHAMPIONSHIP BELT BUCKLE PROGRAM IMPLEMENTED

Official SASS Sanctioned Belt Buckles Available Through SASS Mercantile



**S**ASS members who have placed 1st through 5th place in their category in any SASS Sanctioned State, Regional, Territorial, National or World Championship match can now purchase an official SASS Sanctioned Winners Belt Buckle through the SASS Mercantile. Eligible members must show proof of placement by providing the official results report from the qualified SASS Sanctioned Match which can include a letter from the producing club, event newsletter, web site result listing or Cowboy Chronicle article.

**\$99.95** (Includes \$9.00 shipping)



Official SASS Sanctioned Belt Buckles will feature the sanctioned match and event year with the category and place of finish. Since each order is custom, SASS Sanctioned Buckles can be ordered for events as far back as the individual match has been SASS Sanctioned.

To order your SASS Sanctioned Winners Belt Buckle, simply fill out the form and return it to the SASS office with payment and proof of placement as described above. Buckles can also be ordered from the SASS Web Mercantile however proof of placement must be provided by mail, fax or e-mail.

#### SASS SANCTIONED BELT BUCKLE ORDER FORM

Alias: \_\_\_\_\_ SASS #: \_\_\_\_\_  
 Name: \_\_\_\_\_  
 Address: \_\_\_\_\_

City: \_\_\_\_\_ State: \_\_\_\_\_ Zip: \_\_\_\_\_  
 Phone 1: \_\_\_\_\_ Phone 2: \_\_\_\_\_  
 E-mail: \_\_\_\_\_

#### Buckle Information:

SASS Sanctioned Match: \_\_\_\_\_  
 State Championship  Regional Championship  National Championship  
 World Championship  Territorial Shoot Out  State Shoot Out  
 Date & Year: \_\_\_\_\_ Location: \_\_\_\_\_  
 Shooting Category: \_\_\_\_\_ Place of Finish: \_\_\_\_\_  
 Proof of Placement: \_\_\_\_\_  
 Club Contact: \_\_\_\_\_ Contact Phone: \_\_\_\_\_

#### Method of Payment (U.S. funds): \$99.95 (Includes \$9.00 shipping)

(NM Residents Add 7.625% Sales Tax) SUBTOTAL: \$ \_\_\_\_\_  
**TOTAL: \$** \_\_\_\_\_  
 Personal Check  Money Order  Amex  Visa  M/C  Discover  
 Card #: \_\_\_\_\_ Exp. Date: \_\_\_\_\_  
 Signature: \_\_\_\_\_

# JOIN THE THOUSANDS OF OLD WEST AFICIANADOS WHO HAVE DISCOVERED THE FAST GROWING FUN SPORT OF COWBOY ACTION SHOOTING™



# Join SASS

## ANNUAL MEMBERSHIP DUES

	U.S.	International W/PDF Chronicle	International w/ Printed Chronicle
<b>Life Membership</b>			
Basic Life Membership	\$750	\$750	\$750
Senior Life Membership (65 and older)	\$500	\$500	\$500
<i>(Includes gold plated collector's badge)</i>			
			+ \$60 yearly
<b>Individual Membership</b>			
First Year Basic Dues	\$55	\$55	\$115
Spouse or Significant Other	\$40	\$40	
Dependents (17 and under)	\$25	\$25	
<b>3 Year Memberships</b>			
First Year Basic Dues	\$130	\$130	\$310
Spouse or Significant Other	\$95	\$95	
Dependents (17 and under)	\$50	\$50	

### JOIN THE ACTION NOW!!!

The Single Action Shooting Society™ is an international membership organization created to preserve and promote the sport of Cowboy Action Shooting™. SASS endorses national, regional, and state matches conducted by affiliated clubs; stages End of Trail™, The World Championship of Cowboy Action Shooting™; promulgates rules and procedures to ensure safety and consistency in Cowboy Action Shooting™; and seeks to protect it's members' 2nd amendment rights. SASS members share a common interest in preserving the history and traditions of the Old West and competitive shooting.

#### SASS Members Receive a Wagon Load of Benefits:

Permanent member/shooter number  
SASS badge, SASS membership card  
SASS Marshall lapel pin, SASS membership certificate, The monthly Cowboy Chronicle, SASS Decal, and a Gold collector's badge for Life members.

*A Silver Collector's badge is also available to order with your membership.*



## THE SINGLE ACTION SHOOTING SOCIETY

1-877-411-SASS [www.sassnet.com](http://www.sassnet.com)

#### Renewals

Individual Basic	\$45	\$45	\$105
Spouse or Significant Other	\$35	\$35	
Dependents (17 and under)	\$20	\$20	

*(You pay to renew only the 1st Junior. All other Juniors are renewed for free.)*

#### 3 Year Renewals

Individual Basic	\$120	\$120	\$300
Spouse or Significant Other	\$85	\$85	
Dependents (17 and under)	\$45	\$45	

*(You pay to renew only the 1st Junior. All other Juniors are renewed for free.)*

US Members: You can choose between a printed or an electronic PDF copy of the Cowboy Chronicle. For an additional \$10 per year you can receive both.

International Members: Memberships include a monthly electronic PDF copy of the Cowboy Chronicle. A printed copy is available for an additional \$60 per year.

Order your Silver collector's badge with your new membership.

Renewal notices mailed by SASS on membership anniversary.

### SASS® APPLICATION 1 Year 3 Years Life Renewal Send Mounted Information (Allow 4 to 6 weeks for delivery)

Name: \_\_\_\_\_

Shooting Alias (Must be Printable): #1 \_\_\_\_\_

#2 \_\_\_\_\_ #3 \_\_\_\_\_

Address: \_\_\_\_\_

City: \_\_\_\_\_ State: \_\_\_\_\_

Country: \_\_\_\_\_ Zip: \_\_\_\_\_

Telephone: ( ) \_\_\_\_\_ E-mail: \_\_\_\_\_

Family Membership - Basic Members SASS # \_\_\_\_\_

New Mexico residents add applicable sales tax. Call SASS at 877-411-SASS for current New Mexico tax rates.

Method of Payment (U.S. funds):  Cash Amount: \$ \_\_\_\_\_

Personal Check  Money Order  Amex  Visa  M/C  Discover

Card #: \_\_\_\_\_ Exp. Date: \_\_\_\_\_

Signature: \_\_\_\_\_

#### Family Member:

1. S/O Name: \_\_\_\_\_

Alias: #1 \_\_\_\_\_ #2 \_\_\_\_\_

2. Young'un Name: \_\_\_\_\_ Birthdate: \_\_\_\_\_

Alias: #1 \_\_\_\_\_ #2 \_\_\_\_\_

3. Young'un Name: \_\_\_\_\_ Birthdate: \_\_\_\_\_

Alias: #1 \_\_\_\_\_ #2 \_\_\_\_\_

SASS# \_\_\_\_\_ 1. \_\_\_\_\_ 2. \_\_\_\_\_ 3. \_\_\_\_\_



Check here to order your Silver Collector's badge. \$33.95. (Includes \$9.00 shipping & handling. Please allow 4-6 weeks for Collector's badge delivery.)

#### Choice of Cowboy Chronicle

- Printed and Mailed Copy
- Electronic PDF Copy
- Both Copies (U.S. Members Only.) (An additional \$10 per year.)

SASS • Single Action Shooting Society  
215 Cowboy Way • Edgewood, NM 87015



**Be a Part of Your Own American Legacy with Family, Friends and History**

# the SMOKE WAGON™

You ain't seen nothin' like it.

Second-generation, stagecoach-style,  
single-action revolver.

Low-profile hammer. Wider-style sights.  
Acquire your sights faster.

And it's got a thin, checkered grip  
for comfort and improved aim.

So, you gonna order that Smoke Wagon,  
or just stand there and drool?



Available in .38 SP, .357 Mag, .45 LC, and .44-.40, and in 4 3/4" and 5 1/2" barrel lengths.

Exclusively from Taylor's & Company

★ TAYLOR'S & CO., INC. ★  
*Keeping the Legend Alive*

540-722-2017 • [www.taylorfirearms.com](http://www.taylorfirearms.com) • [info@taylorfirearms.com](mailto:info@taylorfirearms.com)

304 Lenoir Drive, Winchester, Virginia 22603