

Sign-up Today!  
SASS CONVENTION  
(See pages 38, 39)

# The Cowboy Chronicle

The Monthly Journal of the Single Action Shooting Society®

Vol. 26 No. 10

© Single Action Shooting Society, Inc.

October 2013

## THE GREAT NOR'EASTER 2012

### SASS NEW ENGLAND Regional

By Iron Pony, SASS #36769

**P**elham, NH, July 26 – 29, 2012 – “Thanks for all the hard work. Had a ball. Great shoot. This match just keeps getting better and better. We’ll be back next year.” When you hear words like these from cowboys and cowgirls not only after but also during a match, you feel good about the work you’ve done. So it was at the Great Nor’easter of 2012. Local ammunition manufacturer “AMMO2U” was this year’s Main Match Sponsor providing ammo specifically designed for Cowboy Action Shooting™. If you were lucky enough to draw the right door prize number you won a box of ammo you could actually use in the match!

The theme of the match was

built around the “Shady Ladies of the Old West” and featured stages illuminating the fairer sex who just happened to be gamblers, madams, gunfighters, rustlers, or brand of outlaws. Not left out were those who tried to go straight and failed or who became caught up in bad marriages that left few options but to take up with notorious men on the wrong side of the law. Including such colorful characters as Squirrel Tooth Alice, Sally Skull, Big Nose Kate, Cattle Annie, and Little Britches, as well the better known Etta Place who was a regular fixture in the infamous Wild Bunch of Butch Cassidy and the Sundance Kid, just to name a few.

The Pelham Fish and Game Club facility has been the home of the Nor’easter from its inception; the hard working crew of organizers who gather there continue to improve the match and welcome shooters from the region and beyond. Included this year, along with the 10-stage main match were the “run what you brung” stages of our Thursday mini-matches for shooters who wanted to participate in Wild Bunch, Plainsman, or “The Squall” for standard categories. Add in speed events, long range, cowboy trap, the .22 gallery, pocket pistol ... Well there were chal-



*The “Nor’easter” just keeps getting better and better! This year the weather cooperated and the match ran smoothly. This four-day event was action packed everyday, ensuring everyone had an opportunity to engage in as much shooting as they could handle. Blackpowder competitor, Iron Pony, is seen here working for his “Wicked Good Shooter” belt buckle!*

lenges aplenty for every shooter wherever they went on the club grounds that kept them busy from morning until evening.

If you didn’t want to shoot on Thursday, or didn’t show up on Wednesday with a bunch of other folks to take Jimmy Spurs, SASS #65014, Top Gun Shooting School with guest instructor, Deuce Stevens, SASS #55996, there were

still options for entertainment and interaction. The first was Wild Bill Blackerby’s array of vendors where goods and services from cowboy clothing to cowboy guns were on offer. Rumored water taxi service was not needed this year nor were duckboards or waders. Notorious weather jinx, Dead Head, SASS #29768, must have

*(Continued on page 50)*

#### SASS Cowboy Chronicle

### In This Issue

16 OREGON STATE CHAMPIONSHIP  
by Sweetwater Jack

20 TEXAS STATE CHAMPIONSHIP  
by Dragon Hill Dave & Long Juan

24 FT. WHITE COWBOY ANNUAL MATCH  
by Jane Deere

32 ALASKA STATE WILD BUNCH CHAMPIONSHIP  
by Little Nelchina & Tripod

34 REVENGE MOUNTED MATCH  
by Aneeda Huginkiss

C  
h  
r  
o  
n  
i  
c  
l  
e

215 Cowboy Way  
Edgewood, NM 87015  
www.sassnet.com



# EARLY & MODERN FIREARMS COMPANY, INC.

Serving The Shooting Community For More Than 56 Years!

## Cowboy Action Shooting!



## Cowboy Mounted Shooting!



## Wild Bunch Match!



**NOW IN STOCK  
1866 SASS RIFLES**

## Knives & Accessories!



## Home Defense!



Check us out on the web:

**[www.emf-company.com](http://www.emf-company.com)**

or phone us at (800) 430-1310 • Ask for Becky or Shannon

# WILD WEST MERCANTILE

www.wildwestmercantile.com

## OLD WEST TROUSERS

WE CARRY THE LARGEST SELECTION OF WAHMAKER, RANGEWEAR AND FRONTIER CLASSICS



55 STYLES AND COLORS MOST SIZES 26-54



### MEN'S & LADIES SUSPENDERS



LEATHER SUSPENDERS



ELASTIC SUSPENDERS



CLOTH SUSPENDERS



WILD WEST MERCANTILE



STORE HOURS  
MON - SAT 10AM - 6PM  
WE OPEN AT  
9AM - 6PM MON - SAT  
FOR CATALOG ORDERS

7302 EAST MAIN STREET, MESA, AZ 85207  
(800) 596-0444 (480) 218-1181 FAX (480) 218-1222  
E-MAIL: info@wwmerc.com www.wildwestmercantile.com

WE ACCEPT CHECKS, VISA,  
MASTERCARD, DISCOVER,  
AMERICAN EXPRESS,  
MONEY ORDERS

Full Line Dealer / Taylor's & Company / Cimarron FA

# LONG HUNTER SHOOTING SUPPLY

NUMEROUS RIFLE AND PISTOL PARTS  
ACTION JOBS AND CUSTOM WORK


## New training DVD!!

This two discs DVD set has a run time of 2 hours and 18 minutes with a menu at the beginning to allow the viewer to select a specific topic.

The eight topics are:

- Prospective New Shooters
- Handgun
- Rifle
- Shotgun
- Important Basic Skills
- Transitions
- Proper Practice
- Preparing for the Match

Price - \$29.95



## Competition Gun Parts

### 1866-1873

- Short Stroke Kits \$160.00
- Aluminum Carriers \$60.00
- Mainspring Conversions
- SlixPrings / SS Magazine Tubes
- SS Magazine Spring
- SS Magazine Follower

### Marlin

- 1894/95/336 one pc firing pin Starting at \$30.00
- Safety replacement \$17.00

### Rear Sights

- Marbles Flattop, Semi and Full Buckhorn \$20.00

### Front Sights

- Including Grabber, Pioneer And Marbles

### Revolvers

- Ruger Spring Kits \$14.00

### Colt And Clone

- Lee's Gunslinger Spring Kit \$26.00

### Stoeger Shotgun Parts

- SS Firing Pins \$25.00 pr
- Reduced Tension Lever Spring \$5.00
- Spanner Wrench \$15.00

### Winchester 1897 Parts

- 6 Round Mag Conversion
- Solid Frame or Takedown \$30.00

### Rifle and Shotgun Butt Covers \$54.00

- Lever Wraps \$15.00

Call or see website for additional parts.



**RUGER**

New Vaquero, Bisley New Vaquero, SASS® New Vaquero & Blackhawk w/ action work

Vaquero's Starting At \$680.00

Blackhawk's Starting At \$595.00



New from Cimarron Firearms Frontier®, Thunderstorm®

Out of the box with factory action job, Five barrel lengths, two finishes, two grip styles, two caliber and very competitive prices! Starting at \$459.00



Range Ready Rifles  
Models 1873/1866

1873 starting at \$1525.00 / 1866 starting at \$1425.00

All Rifles Include - ACTION WORK, short stroke kit, Alum. carrier, Slixprings, lever wrap, stainless mag tube spring, stainless follower, new firing pin and spring. Plus a grabber, pioneer speed sight, or XS front sight. Over \$350 in parts goes into every 1873/1866 we sell!

Rifle action work only: \$185 / Action work plus above parts: \$495

## KIRKPATRICK LEATHER COMPANY

Since 2004 Long Hunter SASS #20389 has been partnered with Kirkpatrick Leather working to design a 'Holster of Champions' for Cowboy Action® Shooters. Full line dealer for Kirkpatrick Leather.



NOW AVAILABLE  
BADMAN BULLETS

"PREMIUM ACTION JOB"  
RUGERS, COLTS, AND CLONES  
PREMIUM ACTION JOB \$135  
RETURN SHIPPING \$25



(806) 342-0000  
OR VISIT US ONLINE AT WWW.LONGHUNT.COM  
3403 SOUTHWEST 6TH AVENUE, AMARILLO TX 79106



FAX # (806) 342-0007



# CONTENTS

6	<b>FROM THE EDITOR</b> SASS' RO Committee . . .
8	<b>NEWS</b> Cowboy News From Italy! . . .
12	<b>CAT'S CORNER</b> The SASS Convention (Just Around The Corner) . . .
14	<b>LETTERS</b> Comments From SASS Members . . .
16-28	<b>ON THE RANGE</b> Ft. White Cowboy Calvary . . . Italy's Wild West Rebels
30	<b>CLUB REPORTS</b> Shootin' Our Way Across The USA . . .
32	<b>WILD BUNCH CORNER</b> Alaska State Wild West™ Championship . . .
34, 35	<b>MOUNTED</b> Revenge Of Montezuma . . . The Never Ending Rundown . . .
36-49	<b>GUNS &amp; GEAR</b> Dispatches From Camp Baylor . . . Classy Walking Stick . . .
38-39	<b>SASS-CONVENTION</b> ((( SIGN-UP TODAY!!! )))
55	<b>REVIEW PRODUCTS</b> Gunleather For You, And Only You . . .
56, 57	<b>PROFILES</b> What The Second Amendment Means To Me . . . Lucky Lennie . . .
58	<b>HISTORY</b> The Sandia Mountain Desperado . . . Little Known Famous People . . .
59	<b>TRAIL MARKER</b> Always To Be Remembered . . .
60	<b>REVIEW BOOKS</b> Hell On Wheels . . .
61-63	<b>ARTICLES</b> Cowboy TV . . . Time Machines Anyone? . . . Still Want To Be . . .
63-65	<b>GENERAL STORE /CLASSIFIED</b>
66-73	<b>SASS AFFILIATED CLUBS</b> (MONTHLY, ANNUAL)
74	<b>SASS MERCANTILE</b> (Nice Collectables) . . .
75	<b>POLITICAL</b> The Great American Nightmare . . .

## The Cowboy Chronicle



### Editorial Staff

**Tex**  
Editor-in-Chief

**Cat Ballou**  
Editor

**Miss Tabitha**  
Asst. Editor

**Adobe Illustrator**  
Layout & Design

**Mac Daddy**  
Graphic Design

**Buttercup**  
Advertising Manager

(505) 843-1320 • Cell: (505) 459-0390  
Buttercup@sassnet.com

#### Contributing Writers

Alan McBrayer & Thomas Valenza,  
Aneeda Huginkiss, Appaloosa Alex,  
Appaloosa Amy, Blue,  
Capt. George Baylor, Col. Dan,  
Cree Vicar Dave, Dog Eared Dan,  
Dragon Hill Dave & Long Juan,  
Graver Bill, Jane Deere, Janny Ringo,  
J. A. Ueckert, Joe Cannuck,  
Joe Fasthorse, Little Nelchina & Tripod,  
Mad Dog Biff Tannen, Nubbins Colt,  
Palaver Pete, Rio Drifter & Tennessee Tall,  
Savannah Georgia, Sweetwater Jack,  
Tuscarora Slim, Two Ponies,  
Wolverine Wrangler,

The Cowboy Chronicle is published by  
The Wild Bunch, Board of Directors of  
The Single Action Shooting Society.  
For advertising information and rates, ad-  
ministrative, and editorial offices contact:  
Chronicle Administrator  
215 Cowboy Way  
Edgewood, NM 87015  
(505) 843-1320  
FAX (505) 843-1333  
email: SASSCHRON@sassnet.com  
http://www.sassnet.com

The Cowboy Chronicle (ISSN 15399877) is pub-  
lished monthly by the Single Action Shooting  
Society, 215 Cowboy Way, Edgewood, NM  
87015. Periodicals Postage is Paid at Edge-  
wood, NM and additional mailing offices  
(USPS #032). **POSTMASTER:** Send ad-  
dress changes to The Cowboy Chronicle, 215  
Cowboy Way, Edgewood, NM 87015.

**DISCLAIMER** - The Single Action Shooting  
Society does not guarantee, warranty or en-  
dorse any product or service advertised in  
this newspaper. The publisher also does not  
guarantee the safety or effectiveness of any  
product or service illustrated. The distri-  
bution of some products/services may be il-  
legal in some areas, and we do not assume  
responsibility thereof. State and local laws  
must be investigated by the purchaser prior  
to purchase or use of products/services.


**WARNING:** Neither the author nor The  
Cowboy Chronicle can accept any responsi-  
bility for accidents or differing results  
obtained using reloading data. Variation  
in handloading techniques, components,  
and firearms will make results vary. Have  
a competent gunsmith check your  
firearms before firing.



Only in New Mexico! Roswell, the site of the 2014 New Mexico SASS  
Cowboy Action Championships, is also the location of John Chisum's  
famous cattle operation, and where Billy the Kid took John's cattle in  
payment for services he felt rendered ... but, it is also home to ... ALIENS!  
No, not the south of the border kind, but more the "out of this world" kind.  
This pristine new cowboy range is home to not only a great shooting  
program, but also to "little green men." Plan to join the fun in 2014!

VISIT US AT SASSNET.COM

**SASS® Trademarks**  
SASS®, Single Action Shooting Society®,  
END of TRAIL®, EOT®,  
The Cowboy Chronicle™,  
Cowboy Action Shooting™,  
CAS™, Wild Bunch™,  
Wild Bunch Action Shooting™,  
The World Championship of  
Cowboy Action Shooting™,  
Bow-legged Cowboy Design, and the  
Rocking Horse Design  
are all trademarks of  
The Single Action Shooting Society, Inc.  
Any use or reproduction of these marks  
without the express written permission  
of SASS is strictly prohibited.



Tex, SASS #4

*The Range Officer Committee is an important part of SASS' effort to maintain stability and consistency within the Cowboy Action Shooting™ community and to provide an expert resource to deal with SASS competition questions in an on-going and timely fashion. This committee supports the Territorial Governors as well as the Wild Bunch in our roles as "rule makers." I've asked the Range Officer Committee to supply the guest editorial for this month to explain their charter ... Tex*

# SASS' RO COMMITTEE

By Blackjack Zak, SASS Life / Regulator #26828

**F**rom time to time it becomes appropriate to remind and inform the shooting community about the workings of the various groups within SASS, namely the Range Officer Committee (ROC). We are confident many of you are familiar with the purpose and operation of the ROC, but alas, with the many new SASS members we see at matches, it is again time to fill the information void.

First, some brief, recent history about the ROC: Some years ago there existed two committees—the Modifications Committee and the Rules Committee. Their purposes, as their names imply, were to deal with firearm modifications and SASS shooting rule interpreta-

tions/clarifications. The two committees were merged and their size reduced to become a manageable and relevant working group.

The ROC has never at any time been a "rule making" body, and remains the same today. Whilst the ROC has significant input, offering advice and direction, the rule making process rests solely with the Territorial Governors (TGs) and the SASS Wild Bunch. Legislators (TGs and Wild Bunch) then legislate and the ROC will interpret and clarify the intent, in some ways not all that different from the Supreme Court (in a perfect world)!

The members of the ROC are dedicated SASS shooters, having the best interests of our beloved

shooting sport and the shooting community at heart. Our intent is to serve the SASS community and maintain the "intended course" of Cowboy Action Shooting™ in general. Often a difficult task, we remain mindful of the "Cowboy Way," and apply those standards to the decision making process. We often ask "what would Hoppy do" or "is this what was intended" when discussing and agreeing on a course of action or clarification. This does not always mean every member of the committee will agree with the others, which sometimes results in many emails and hours of emotional discussion about an issue. However, in the end, final decisions are spoken with one voice.

To give you some idea of the

Traveling to **Branson** for **SASS** Convention & Wild West Christmas

**SAVE 10% OFF YOUR BULLETS**

When you Visit Meister Bullet & Ammunition Co. in Ozark

LOCATED 30 MILES NORTH OF BRANSON  
PLACE YOUR ORDER TODAY  
CALL 417-708-5279

\*When you call in your premium lead bullet order, mention you're attending the 2013 The SASS Convention & Wild West Christmas. Mesiter Bullet will give you 10% off your total order if you stop into our facilities during your visit to pick up your bullets. Order by October 31 to ensure the order will be complete in time.

process for certain issues, consider the firearm modification covenants. Our rules stipulate any firearm modification not expressly addressed in the Shooters Handbook and RO Manuals is not approved, and application for any changes or amendments must be sought using the approved firearm modifications process. As you can imagine, this is not a perfect science and is subject to a variety of interpretations and understandings of what is approved and what is not. This is where the ROC comes in. Firearm modification questions will come to the committee for clarification. Discussions will ensue between committee members as to the interpretation of current rules and how they apply to the modification in question. The ROC will communicate the decision to the individual making the request for clarification. If the modification was determined to be illegal according to the current rules, a firearm modification application may be made by that individual to the ROC.

Applications for a modification are viewed firstly in the light of **safety**—unsafe or questionable modifications will not be approved, as the shooting community would expect. Firearms and ammunition manufacturers are also consulted for their input, when appropriate.

Second, the ROC considers the reason for the modification request and what the modification would mean for the shooters and the sport in general. Once again the ROC will, and must, consider whether or not the modification is in the long-term interest of the sport, and the impact it would have on the current status quo. Remember—just because a manufacturer produces it, or a gunsmith “improves” it, doesn’t make it legal! The ROC highly recommends shooters with questions about the current legality of a particular modification, or who are simply unsure of the interpretation of a modification rule, to please contact any member of the ROC—we would be most happy to clarify. Check with the ROC before you pull out your Dremel (or your checkbook)!

Another important function of the ROC is to give clarification about the current shooting rules. If any of you have attended a recent TG meeting where ROC members were present, you would have heard certain clarifications given based on questions arising from SASS Wire forum discussions and questions posed directly to ROC members. ROC members will also be active in giving clarifications to rules and issues at the Territorial Governors Summit.

The ROC is also responsible for

the appointment and training of SASS RO Instructors. If a need for an instructor arises in a region where it is difficult to expect a current RO Instructor to travel, recommendations are accepted for qualified and dedicated folks in that region to fill instructor positions. The ROC will vet the applications, train and observe instructor candidates, and finally install, and then oversee these instructors. This is often a continuous process, as instructors become inactive and needs change in the various SASS clubs.

An area of constant challenge for the ROC is the maintenance of SASS Handbooks and RO Manuals. The ROC is responsible for keeping the course materials up to date and relevant. The various Power-Point course materials also fall under the watchful eye of the ROC, and as you can understand, all of these materials are rather arduous to keep current!

One final and important role the ROC maintains is the “presence” on the SASS Wire forums. Pale Wolf Brunelle is the main voice of the committee on the Wire, and keeps a watchful eye on the discussions in the forums. He is often approached by shooters with questions about rules and “situations” that occur at matches. Unless the question is basic and straightforward, Pale Wolf will circulate these questions amongst the committee members and solicit opinions. Once a consensus is reached, he will post the reply or decision on the wire for all to benefit.

In summary, the role of the ROC is largely supportive in nature, and is mainly a behind the scenes committee. We clarify existing rules and make interpretive judgments regarding firearm modifications and the like. We are NOT a “rule making” body. We act in support of the SASS Territorial Governors, the Wild Bunch, and most importantly, the shooting community. The ROC members are hard-working folks who are dedicated to the betterment of the Cowboy Action Shooting™ sport.

\*\*\*\*\*

Your current ROC members are:

- Virgil Earp  
– Chairman
- Blackjack Zak  
– Vice Chairman
- Pale Wolf Brunelle  
– ROC Voice on the Wire
- Tex (Wild Bunch)
- Hipshot (Wild Bunch)
- San Quinton
- Rowdy Yates
- Rattlesnake Blake
- Red River Wrangler
- Deuce Stevens 🐾

# 1954 DIXIE 2014

## Gun Works, Inc.

**SIXTY YEARS AGO, TURNER KIRKLAND MOVED HIS HOBBY FROM THE TRUNK OF HIS CAR TO A MODEL T GARAGE AND DIXIE GUN WORKS WAS BORN.**

**TODAY the Dixie Gun Works catalog is legendary. Our 60TH ANNIVERSARY 2014 edition has over 10,000 items—the world's largest selection of black-powder replica arms and accessories for re-enactment enthusiasts and history buffs...PLUS a huge selection of the latest blackpowder hunting and sport equipment.**

**PROFESSIONAL SERVICE AND EXPERTISE GUARANTEED**

**2014 CATALOG STILL ONLY \$5.00**

**VIEW ITEMS AND ORDER ONLINE!**  
[www.dixiegunworks.com](http://www.dixiegunworks.com)  
Major credit cards accepted

**FOR ORDERS ONLY (800) 238-6785**

INFO PHONE:  
731-885-0700

FAX:  
731-885-0440

EMAIL:  
[Info@dixiegunworks.com](mailto:Info@dixiegunworks.com)

# DIXIE

## GUN WORKS, INC.

PO Box 130  
1412 W. Reelfoot Ave.  
Dept. 57  
Union City, TN 38261



# Order Now For Best Selection!

## Lightweight Folding Gun Carts


Our carts are as handy as a pocket on a shirt - and dang near as unique as you! With so many options to choose from, you can create a cart that's fittin' to you and your gear. Take a gander at our website to see the different styles, colors and options!



[www.ruggedgear.com](http://www.ruggedgear.com)

# 800-784-4331





Palaver Pete,  
SASS Life/Regulator #4375



# COWBOY NEWS FROM ITALY!

## New Italian Western Movie on the Horizon Another *SERGIO LEONE* Emerging!

*Italian western buffs have not forgotten Sergio Leone's spaghetti westerns and the international precedent they established for realistic and hard hitting movies with great sound tracks!*

By Palaver Pete, SASS Life/Regulator #4375

Once an actor is successful on the screen, often their next objective is to become a successful director. Such is the case with Italian actor and director, Mr. Stefano Jacurtti. Mr. Jacurtti has longed to direct his own western movies in the genre of fellow Italian, Sergio Leone. Mr. Leone, as we all know, directed such legendary movies as *Once Upon A Time in the West*, and *The Good, The Bad, and the Ugly*. Growing up watching American westerns starring John Wayne, Mr. Jacurtti was drawn to the Italian theatrical scene early on in his development. His origins and experi-

ences go back to 1985 where he participated with Italian Director Pupi Avati in filming a movie that took place in wintry and snowy Oregon, called *White Inferno*, which won first prize in one of Europe's most prestigious film festivals. I was much impressed with the Trailer of this movie set in wintry Oregon in the year 1885. A glimpse of this Trailer will give the reader a better appreciation of Mr. Jacurtti's directing capability. View: [http://www.youtube.com/watch?v=fzyPote\\_piw](http://www.youtube.com/watch?v=fzyPote_piw)



The dirtier the better! A realistic (alla Leone) scene from *The World Around Death*.

**NO SASS MEMBERSHIP IS COMPLETE WITHOUT A SUBSCRIPTION TO**

**CHRONICLE OF THE OLD WEST**



**REGULAR PRICE: \$30.00**  
**SPECIAL FOR SASS MEMBERS \$25.00**  
**MORE ARTICLES ABOUT THE OLD WEST THAN ANY OTHER PUBLICATION**

Phone: 888/364-5253 Web: [ChronicleoftheOldWest.com](http://ChronicleoftheOldWest.com)  
P.O. Box 2859 Show Low, Arizona Territory 85902  
**To get the discount use offer code: SASS**

or google White Inferno.

Currently, Mr. Jacurtti is shooting (filming) his new western movie, *The World Around Death*, that he hopes will be as successful as any of Mr. Leone's. In addition to his acting and directing career, Mr. Jacurtti has authored three books: a book of short western stories, titled: *The Trunk On The Prairie*, a western novel, *Inglorious Ancestry*, and a book expressing many of Mr. Jacurtti's western thoughts appropriately titled, *I wanted to be killed by Clint Eastwood*, dedicated to the famous actor.

Outside the western genre, one of Mr. Jacurtti's recent experiences as an actor was his participation in the film, *The Perfect Husband*, directed by Lucas Pavetto. This film was judged the best short length movie at a recent Film Festival in Buffalo, New York. With his movie-making credentials in hand, Mr. Jacurtti has no reservations about following in the footsteps of his

much admired Icon, Mr. Leone!

Here's a brief glimpse of the plot Mr. Jacurtti has in mind for his *The World Around Death* western. After a robbery, two outlaws go into hiding in a ghost town, waiting for the best time to split their loot, and get a fresh start in life with some cash in hand. One of the outlaws is known as The Poet, because he has the nasty habit of citing poetry over the body of his latest victim. His partner in crime is known as "Butcher Joe," a bloodthirsty bandit, who shoots first and asks questions later. I would assume at this point that a fresh start in life is not exactly what the general public would have in mind for these two villains, but let's leave that conclusion to Mr. Jacurtti and his imagination. And, of course, there is a vivacious woman in town. Simone Pieroni plays the role of a blind prostitute who serves as clean-up woman, barmaid, and all around Saloon Keeper. Ms. Pieroni, as you





*Ms. Pieroni in her "soiled dove" role.  
All Photos courtesy of Mr. Jacurti.*



**Pictured here is Mr. Stefano Jacurti, up and coming Italian Film Director who hopes to one day fill the shoes of Sergio Leone. His soon to be finished western film, *The World Around Death*, just may achieve that goal.**

*Photo courtesy of Mr. Jacurti.*



**Simone Pieroni.**  
*This beautiful Italian Starlet plays the role of a blind prostitute.*

will discover in viewing the trailer below, is every bit as beautiful as Claudia Cardinale, the starlet of *Once Upon a Time!*

Italian western buffs have not forgotten Sergio Leone's spaghetti westerns and the international precedent his movies established

for realistic, hard hitting scenes with great sound tracks. Italian film lovers want this precedent to continue. Apparently they have

passed the baton on to Mr. Jacurti to achieve this goal. All the scenes for this forth-coming film were made within sight of the Abruzzo Area in central Italy, a few kilometers from Rome. The views are surprisingly reminiscent of the wilderness of the American West. The following You Tube Trailer has been developed to provide you a taste of what may very well be the next Spaghetti Western thriller. Take a look, you're a Daisy if ya do. <http://www.youtube.com/watch?v=zWY6glatY>

# Christmas Sale



Perfect for Cowboy Action !!  
The Wild Bunch Rig is available for most 1911 style handguns including Colt, Remington, Springfield Armory, Ruger, Kimber etc.

**Free Stocking Stuffer with every purchase.**

**Wild Bunch Complete Rig \$356.00**  
Buy a complete Wild Bunch Rig and receive a free rifle butt cover.

**Holster w/mag Pouches \$236.00**  
Buy a Wild Bunch holster with 2 mag pouches for your existing belt and get a free reload strap.

**Holster Only \$140.00**  
Buy a Wild Bunch holster for your existing gun belt and get a free lever wrap for your rifle.

**Free Stocking Stuffer!**



Rifle Cover \$54.00



Reload Strap \$35.00



Lever Wrap \$15.00

**Order today and get your new Wild Bunch Rig and free stocking stuffer by Christmas!**

**Kirkpatrick Leather Company**

[www.kirkpatrickleather.com](http://www.kirkpatrickleather.com)

**(956)723-6631**

VISIT US AT SASSNET.COM

# Only the WANTED: BIGGEST STARS

**CHARLES BRONSON**



DVD \$24.95 now \$18.04  
BLU-RAY \$29.95 now \$20.89

**RAQUEL WELCH**



DVD \$24.95 now \$18.04  
BLU-RAY \$29.95 now \$20.89

**JOAN CRAWFORD**



DVD \$24.95 now \$18.04  
BLU-RAY \$29.95 now \$20.89

**JOHN WAYNE**



DVD \$19.95 now \$15.15  
BLU-RAY \$29.95 now \$20.89

**CLINT EASTWOOD**



DVD \$24.95 now \$18.04  
BLU-RAY \$29.95 now \$20.89

**JOHN WAYNE**



DVD \$19.95 now \$15.15  
BLU-RAY \$29.95 now \$20.89

**CHARLTON HESTON**




DVD \$24.95 now \$18.04

**GARY COOPER**



DVD \$19.95 now \$15.15  
BLU-RAY \$29.95 now \$20.89

**EDMOND O'BRIEN**



DVD \$24.95 now \$18.04  
BLU-RAY \$29.95 now \$20.89

**EDMOND O'BRIEN**



DVD \$24.95 now \$18.04  
BLU-RAY \$29.95 now \$20.89

**JOEL McCREA**



DVD \$24.95 now \$18.04  
BLU-RAY \$29.95 now \$20.89

**JOHN WAYNE**



DVD \$24.95 now \$18.04  
BLU-RAY \$29.95 now \$20.89

**CLINT WALKER**



DVD \$24.95 now \$18.04  
BLU-RAY \$29.95 now \$20.89

**JOHN WAYNE**



DVD \$19.95 now \$15.15  
BLU-RAY \$29.95 now \$20.89

**ROBERT TAYLOR**



DVD \$24.95 now \$18.04  
BLU-RAY \$29.95 now \$20.89

OLIVEFILMS.COM TWITTER.COM/OLIVEFILMS FACEBOOK.COM/OLIVEFILMS

## SPECIAL OFFER FOR SASS SUBSCRIBERS AND MEMBERS.

Buy 3 or more of our **Western Classics** and take advantage of the advertised pricing—savings of up to **40% OFF!** Use the code **SASS** during checkout at **OLIVEFILMS.COM** or call **Olive Films** at **(630) 444-1757** Monday–Friday from 10am–5pm CST.



### JOHN WAYNE



DVD \$19.95 now \$15.15  
BLU-RAY \$29.95 now \$20.89

### JAMES CAGNEY



DVD \$24.95 now \$18.04  
BLU-RAY \$29.95 now \$20.89

### JEFF CHANDLER



DVD \$24.95 now \$18.04  
BLU-RAY \$29.95 now \$20.89

### GREGORY PECK



DVD \$19.95 now \$18.04  
BLU-RAY \$29.95 now \$20.89

### ROBERT MITCHUM



DVD \$19.95 now \$15.15  
BLU-RAY \$29.95 now \$20.89

### PLACE YOUR ORDER ONLINE FOR FASTER PROCESSING! USE PROMO CODE: SASS

Log onto [www.olivefilms.com](http://www.olivefilms.com) and use the following code: SASS at checkout to receive the advertised pricing!  
(Offer valid through the end of December 2013)

title	dvd/blu-ray	unit price	qty	price
01			○	○
02			○	○
03			○	○
04			○	○
05			○	○
06			○	○
07			○	○
08			○	○
09			○	○
10			○	○

**SHIPPING VIA US POSTAL SERVICE: US: \$3 FOR FIRST ITEM \$1 FOR EACH ADDITIONAL ITEM**

**order total (includes shipping)**

**PAYMENT METHOD**  CHECK/M.O.  MC  VISA  DISCOVER  AM EXP

card number \_\_\_\_\_ exp. date \_\_\_\_\_

name \_\_\_\_\_

billing address \_\_\_\_\_

city \_\_\_\_\_ state \_\_\_\_\_ zip \_\_\_\_\_

signature \_\_\_\_\_

PLACE THIS ORDER FORM INSIDE OF AN ENVELOPE AND MAIL TO:  
OLIVE FILMS, 312 NORTH MAY STREET, SUITE 102, CHICAGO, IL 60607

# Cat's Corner



Cat Ballou, SASS #55

## THE BEST-DRESSED COSTUME CONTEST AT THE SASS CONVENTION JUST AROUND THE CORNER

By Cat Ballou, SASS #55

**F**or nearly two years the SASS Convention has been on hiatus. But by the time you read this, the 11th SASS Convention will be just eight weeks away, and I'm really excited about our new venue—Branson, Missouri. I hope you all have your costumes ready to show at the Best Dressed Costume Contest on Saturday night, December 7. SASS costuming creates both the environment and shared attitude that sets the tone for camaraderie unequalled in other shooting events. In fact, costuming has evolved into an art form of its own! And, the Saturday Night Costume Contest and the Reconciliation Ball provides SASS the opportunity to conduct an outstanding Formal Wear Contest and sets the standards for costuming. The Reconciliation Ball celebrates the 148<sup>th</sup> anniversary of the ending of the Civil War. It's a great opportunity to wear Civil War attire, but Victorian attire is appropriate as well.



(Confederate couple)  
Captain Milburn and his lovely wife, Wendy



(Union couple)  
Prairie Dancer and Prairie Gambler

**BEST DRESSED CONTEST** – All costume contest entrants **MUST** be registered as Conventioneers. No pre-registration is required—just show up in your

finest at 5:00 PM Saturday night, December 7th in the lower level lobby of the Chateau on the Lake Resort. (Next to the Theatre and Indoor Pool), sign in, and present your finery to our panel of judges. Best Dressed categories are Men, Ladies, Couples, and Military. Contestants will be judged on the following criterion—Authenticity, Originality, and Detail (including hats, gloves, jewelry, and other appropriate accessories). Presentation is no longer a requirement—it is now an option. Original or “off the rack” clothing is acceptable as long as it is “period correct” and relates to SASS Cowboy Action Shooting™. Please, no Velcro and no zippers.

A special themed Reconcili-

ation category will also be judged, as it is the theme for the 2013 Ball. This is the category that will recognize Civil War attire. Awards will be given from 1<sup>st</sup> through 3<sup>rd</sup> place for both Ladies and Gentlemen.

At 8:00 PM in the midst of the Reconciliation Ball to be held in the Windsor Ball Room, there will be a promenade of all contestants around the dance floor, either solo or in tandem with their lady/gentlemen (for Couples division). Awards, from first to third place in each category, will be presented immediately following the promenade.

Be sure to check out and sign up for all the exciting seminars available this year for Ladies and Gents. See you in Branson! 🐾

Historic Firearms, Collectibles & Sporting Arms Insurance Program

**Eastern**  
insurance

www.historicfirearms.com  
800-545-9326  
jrichardson@historicfirearms.com

This program is underwritten by Eastern Insurance Group, LLC. Located at 235 W. Central St. North, MA 01061. For promotional purposes. The product coverage, amounts, conditions, terms and conditions of the policy are subject to actual policy documents.

# Get your piece of history

*from the history maker.*



Model 94  
Trails End Takedown



Model 94 Sporter



Model 94 Carbine



Model 1886  
Short Rifle



Model 1892 Carbine



Model 1873  
Short Rifle

## ***There is only one name for a nostalgic lever-action: Winchester.***

In the Old West a hard-riding cowboy treasured a good hat, a smart horse, a comfortable saddle and a rifle that carried the name Winchester. Proudly crafted in polished blue steel and checkered walnut, the lever-action repeating saddle rifle was the Gun that Won the West.

Today these classic Winchesters can be yours — including the robust Model 1886, the legendary Model 1873, the trim Model 1892, the famous Model 94 and the single-shot Model 1885 (not shown). While some people might be content with an off-brand substitute, none will ever offer the lasting value, reputation, fine workmanship, smooth feel and absolute dependability that a genuine Winchester lever-action saddle gun brings to your western rifle collection.

It's high time you slid a genuine pioneer of the Old West into your saddle scabbard, from the only gun maker worthy to stamp the Winchester name on the barrel.

**WINCHESTER**  
REPEATING ARMS



Wanna see history?  
Scan this

[winchesterguns.com](http://winchesterguns.com)

Winchester is a registered trademark of Olin Corporation





## CREE VICAR – I Need Your Help With Button Thread

I read with great interest Cree Vicar Dave's article in the July issue of *The Cowboy Chronicle* about "Buttons."

My wife has made almost all of my cowboy clothes, including two pair of pants (using the Buckaroo Bobbins pattern). The biggest issue I've had with her hand-made clothes is the suspender buttons keep popping off. We've tried rivets, but they hardly lasted anytime at all. Then I went to buttons, but at \$3+ for a pack of three, they were getting pretty pricey.

So, I was excited to learn that Wally World has a supply of metal buttons that work well on cowboy clothes. I do have one question. Where do you buy "Tandy Leather Factory" thread? It's never the buttons that give out (although I never find 'em once they've popped

off); it's the thread. So if I can find this leather thread around my hometown of Knoxville, it will help me keep my buttons on and my pants from fallin' down during a match.

4 Mile Drifter, SASS #90327  
Knoxville, TN

*4 Mile Drifter – Thanks for reading my articles. The website for the leather thread is:*

*[www.tandy Leatherfactory.com](http://www.tandy Leatherfactory.com)  
Tandy products are also available at some craft stores. The thread comes in at least four colors: White, Brown, Black, and Natural. I also bought their "Lockstitch Sewing Awl" to use for small leather sewing jobs. If the leather is thick, I use a small drill bit to make a pilot hole for the awl needle.*

*God bless,  
Cree Vicar Dave 🐾*

## Emergency Cowboy Buttons

I read Cree Vicar Dave's July article on buttons in *The Cowboy Chronicle* and realized there is a button he failed to mention.

I did Civil War reenactments before I started Cowboy Action Shooting™. Being in the cavalry we popped a lot of suspender buttons and often needed a quick fix. We found the best fix was snap on buttons that come in various sizes, made of metal and easy to install.

The part that goes through the back of the material where the but-

ton was sewn on looks a lot like a thumb tack. The button part has a flat metal back, and the tack part is punched through the back with a pair of pliers or a tap with a hammer.

They look and perform as good or better than the original sewn on ones. I have found them in Walmart, hobby, and sewing fabric stores. I carry spares just in case. Installation time is 10 seconds with no needles and thread. Check 'em out.

Ambler, SASS #80374  
Waldorn, AR 🐾

## Growing Old With Your Dog

You're right: "It's not easy growing old with your dog." Thank you, Cree Vicar Dave.

Doc English,  
SASS #76468  
Southern Idaho Rangers 🐾

**ELITE SPORTS EXPRESS**

Don and Jan Schaeffer have traveled all around the US with a state of the art promotional vehicle. Their work has included showcasing/sales for a major ammunition manufacturer as well as promoting sales in handguns, long guns and optics. They bring with them many years of experience in sales and marketing performance along with a passion to provide friendly customer service to outdoor enthusiasts.

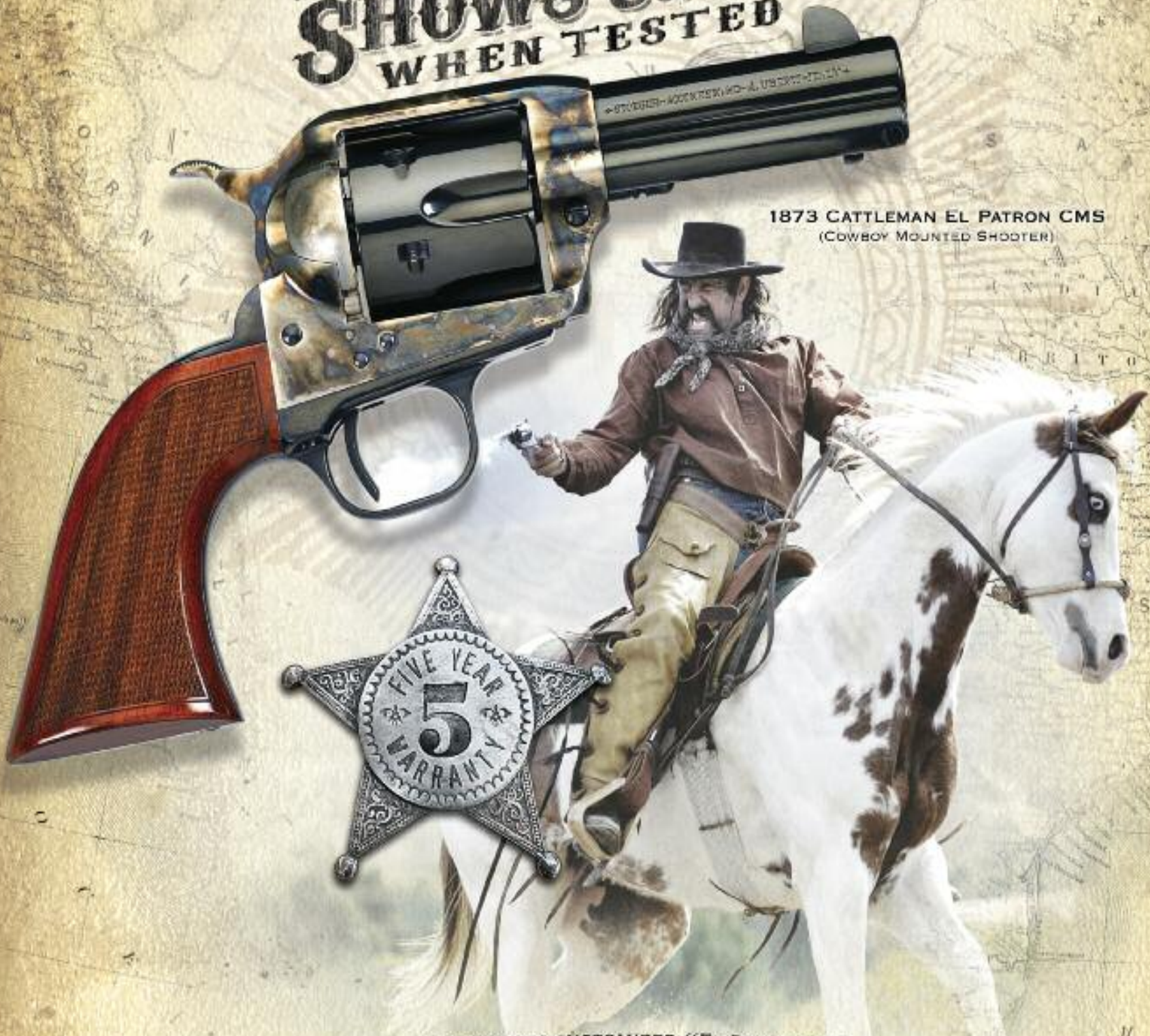
To schedule your event please contact Don or Jan Schaeffer at **702-528-6771** or you can e-mail us [dj@elitesportsexpress.com](mailto:dj@elitesportsexpress.com)

### NOVEMBER EVENTS CALENDAR

<p><b>WEST COAST</b></p> <p>Union Lumber, Marysville, CA 95901 - Nov 2              Kittle's, Colusa, CA 95932 - Nov 8-9              Guns, Fishing &amp; Other Stuff, Yacaville, CA 95687 - Nov 15-16              Just Guns, Sacramento, CA 95821 - Nov 23              River City Gun Exchange, Sacramento, CA - Nov 29</p>	<p><b>EAST COAST</b></p> <p>Franklin Gun Shop, 3941 Atlanta Hwy, Athens, GA 30622 - Nov 1-2              RAFES Tinker Main Store, 3360 North Ave. Bldg. 585              -Tinker AFB, OK 73145 - Nov 15-16              Money Mizer Pawn, 3075 South Dales Str, Dothan, AL 35301 - Nov 23</p>
<p><b>CROSS COUNTRY TRUCK</b></p> <p>Fort Thompson Sporting Goods, 5802 Wardon Sherwood, AR - Nov 1-2              New Frontier Armory, 150 E. Centennial Pkwy, North Las Vegas, NV - Nov 9              Merchants Firearms, 4647 E. Chandler Blvd, ste.4 Phoenix, AZ - Nov 15-16              Island View Enterprises, 2359 Knoll Dr, Ventura, CA - Nov 29-30</p>	<p><b>SPRINGFIELD ARMOY</b>    <b>DEAD RINGER</b></p> <p><b>HERITAGE</b>    <b>Smith &amp; Wesson</b>    <b>NRA</b></p>



# CHARACTER SHOWS UP BEST WHEN TESTED



1873 CATTLEMAN EL PATRON CMS  
(COWBOY MOUNTED SHOOTER)

SIX-SHOT SPEED ON HORSEBACK GAINS THE CUSTOMIZED "EL PATRON CMS" SERIOUS ADVANTAGE FOR THE MOUNTED SHOOTER. A SHORTER BARREL MAKES FOR LIGHTNING FAST QUICK-DRAWS. A LOWER, WIDER HAMMER MAKES FOR EASY ONE-HANDED COCKING AND QUICK-VIEW SIGHTS OFFER IMMEDIATE TARGET ACQUISITION. DESIGNED SPECIFICALLY FOR MOUNTED SHOOTERS, THIS CUSTOM-TUNED SAA COMES COMPLETE WITH WOLFF SPRINGS AND IS AVAILABLE IN EITHER .45 COLT OR .357 MAGNUM.

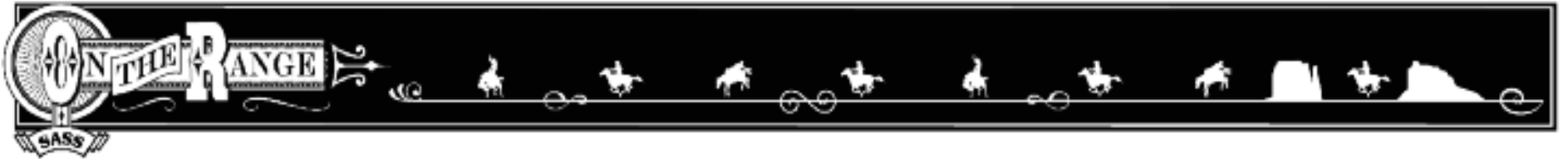
TO CONTINUE THIS HISTORY LESSON, READ ON AT [UBERTI.COM](http://UBERTI.COM)



*A. Uberti*  
HISTORY REPEATS ITSELF

[WWW.UBERTI.COM](http://WWW.UBERTI.COM)





# OK! I Know Who "PEARL HART" Is ... But Who In Tarnation Is "LIVINIA FISHER"??

## The **MERLIN MARAUDERS** hold "The 9<sup>th</sup> Annual **BATTLE OF ROGUE RIVER**" SASS OREGON STATE CHAMPIONSHIP, 2013



Sweetwater Jack and Gaye Abandon

By Sweetwater Jack, SASS Life / Regulator #28885

**M**erlin, OR – As in 2012, The Merlin Marauders Cowboy Action Shooting™ Club was selected by the Single-Action Shooting Society to conduct the annual Oregon State Championship for 2013. This three-day event, included the formal 12-stage weekend main match as well as a full Friday of "side matches" at the Josephine County Sportsman's Park in Merlin, Oregon. This year's theme was "Lesser-known Outlaws of the 19<sup>th</sup> Century," both men AND women, as well as lawmen that worked both sides of the line.

### OUTLAWS AND LAWMEN

As our Great Country expanded ever westward during the 19<sup>th</sup> Century, many figures rose above the obscurity of the "common" folk. Men and women both grasped the opportunities presented by the daunting challenge of populating and bringing commerce to the "uncharted lands" of the vaunted "WEST." Of course, in the beginning of the century, anything beyond the Mississippi River was "The West." Lewis and Clark stood out as prime examples, as did C.P. Huntington, John D. Rockefeller and others; leaders with "vision," as

well as integrity and "pluck." However ... "SOME," also grasping the opportunities, became well-known for other reasons ... These were the men (and women) who would rather "pluck" the wealth and belongings of the first group. "Outlaws" abounded in every city, trail town, or "hole in the wall" you could imagine. Just who WERE these people who became branded as Outlaws, Hold-up Artists, and Thieves? Who RODE the "Owl-hoot Trail?" Oddly enough, you might find some folks you always considered to be "Law Dawgs" and "Badge Toters" actually strayed from one side of that thin line of lawfulness versus lawless-ness from time to time

Winners			Category			L B-Western			Plainsman		
<b>Match Winners Overall</b>			<i>F Cartridge</i>	Colonel Cornelius Gilliam,			Queen of Bling,		<i>Modern</i>		
<i>Man</i>	Bobcat Tyler,			Gilliam,			SASS #94718	CA	<i>Lady</i>	Queen of Bling	CA
	SASS #10767	NV		SASS #5875	OR		Powder River Rose,		<i>Traditional</i>		
<i>Lady</i>	Camp Hag,		<i>F C Gunfighter</i>	Jed I. Knight,		<i>Cowgirl</i>	SASS #77227	OR	<i>Man</i>	Colonel Cornelius Gilliam	OR
	SASS #84031	CA		SASS #36423	OR		Camp Hag	CA	<i>Lady</i>	Meadow Patty,	
<b>OR State Champions</b>			<i>Gunfighter</i>	Bobcat Tyler	NV	<i>L Duelist</i>	Esther Jen Overload,	OR		SASS #72250	OR
<i>Man</i>	Renegade Riley,			Purgatory Smith,			SASS #79800	OR	<b>Side Matches</b>		
	SASS #79445	OR	<i>S Gunfighter</i>	Will Shootem,			SASS #63039	CA	<i>Speed Shotgun</i>		
<i>Lady</i>	Arctic Annie,			SASS #29892	OR		Hoodoo,		<i>Lady</i>		
	SASS #37265	OR	<i>Merlin Cowboy</i>	Silver Sage Outlaw,		<i>L F Cartridge</i>	SASS #7819	OR	<i>Double</i>	Camp Hag	CA
<b>Top Gun Shoot-Off:</b>				SASS #70532	OR		Cascades Annie,		<i>'97</i>	Querida	CA
<i>Man</i>	Renegade Riley	OR	<i>S Duelist</i>	Big Casino,		<i>Grand Dame</i>	SASS #70533	OR	<i>Man</i>		
<i>Lady</i>	Camp Hag	CA		SASS #4306	OR		Fairweather Kate,		<i>Double</i>	Royal Flush,	
<b>Category</b>			<i>S F Cartridge</i>	Grandpa Dillon,		<i>L S Gunfighter</i>	SASS #68305	OR		SASS #78333	CA
<i>49'er</i>	Royal Flush,	CA		SASS #26051	WA	<i>Merlin Cowgirl</i>	Cinona Hawk,		<i>'97</i>	Renegade Riley	OR
	SASS #78333	CA	<i>Senior</i>	Rogue Rascal,			SASS #35304	OR	<i>Speed Rifle</i>		
	Brother Bob,			SASS #48988	OR		Bobbin Along Daisy,		<i>Lady</i>	Camp Hag	CA
<i>B-Western</i>	Speedy McDraw,			SASS #48988	OR	<i>L Senior</i>	SASS #61452	OR	<i>Man</i>	Bobcat Tyler	NV
	SASS #60016	CA		Rick O'Shea Russ,			Truly Goode,		<i>Speed Pistol</i>		
	SASS #60016	CA		SASS #2221	WA	<i>L S Senior</i>	SASS #87955	OR	<i>Lady</i>	Camp Hag	CA
	Stumptown Kid,			Kansan,			Celia Fate,		<i>Man</i>	Bobcat Tyler	NV
	SASS #89859	OR		SASS #85363	OR		SASS #64354	ID	<i>Speed Pocket Pistol</i>		
<i>Cowboy</i>	Fast Euff,		<i>S Senior</i>	Badman Bob,			Molly B. Dam,			Territorial Rider,	
	SASS #85412	OR		SASS #70751	CA	<i>L Wrangler</i>	SASS #7861	OR		SASS #31939	OR
<i>Cattle Baron</i>	De Sabla Don,			SASS #57741	OR		Connivin Katie Jones,		<i>Speed Derringer</i>		
	SASS #76121	CA	<i>Veteran</i>	Line Century,			SASS #58535	OR		Territorial Rider	OR
<i>C Cowboy</i>	Sunrise Bill,			SASS #5180	OR	<b>Wild Bunch</b>			<i>Cowboy Trap:</i>		
	SASS #64301	OR		SASS #5180	OR	<i>Modern</i>	Colonel Cornelius Gilliam	OR	<i>Smokeless</i>		
<i>Duelist</i>	Gordon Lightfoot,		<i>Wrangler</i>	Loden B. Kwik,		<i>L Modern</i>	Paniolo Annie,		<i>Lady</i>	Brassy Shell,	
	SASS #90179	OR		SASS #37359	OR		SASS #71269	HI	<i>Man</i>	SASS #16096	OR
<i>E Statesman</i>	Pancho Sin Lefty,		<i>W Warrior</i>	Bart Star,		<i>Traditional</i>	Big Casino	OR		Bobcat Tyler	NV
	SASS #92366	CA		SASS #5885	OR	<b>Plainsman</b>			<i>B Powder</i>	OI #4	OR
	Mountain Rider,		<i>Young Gun</i>	Renegade Riley	OR	<i>Modern</i>			<i>Long Range:</i>		
	SASS #11919	OR	<i>L 49'er</i>	Arctic Annie	OR	<i>Man</i>	El Lazo,		<i>Single Shot Rifle Multiple Target</i>		
<i>Frontiersman</i>	OI' #4,		<i>Buckarette</i>	Kookanadud,			SASS #13116	CA	<i>B Powder</i>	Rick O'Shea Russ	WA
	SASS #41004	OR		SASS #53933	OR						





**A very special feature of this year's match was the inclusion of the newly-finished "Old Time Shooting Gallery" built (from scratch) by Just Bill, SASS #16394. This is a fully mechanized, portable shooting gallery that is now showing up at several of the annual matches being held in the Northwest.**

The 12-stage main match featured a host of little or at least "lesser" known owlhoots, both male AND female, with each one getting a separate "stage" dedicated to him or her, with a little history included in their "stage story" both passed on by the individual "berm marshals/stage drivers" and in the shooters' handbooks. With 12 "main" stages as well as four additional "Plainsman" stages and four "Wild Bunch" stages, there were plenty of outlaws, bandits, and "shady lawmen" to choose from. No one who wanted to do a whale of a lot of shooting this year should have gone home feeling there

wasn't enough SHOOTIN' to be had at this match!

And ... the Marauders don't exactly SKIMP on the "social" stuff, either. After all of the day's side-matches were over on Friday, the club hosted an afternoon "Ladies High Tea" (No gents, please). That evening, there was the usual "pot luck" dinner before the serious entertainment at "Saloon Night." The evening included a "Soiled Dove Contest" (No, fellers, the "soiled dove contest" was just a COSTUME contest ... What were you THINKING???) with the Gambler, "B" Western, and Cowboy/Cowgirl Costume Contests following that. Our resident "costume and entertainment maven," Powder River Rose, SASS #77227, did her usual amazing job of seeing to it the Oregon State Match had the appropriate balance of "Socializin' and Costumizin'" to balance the "Hootin' and Shootin'," as befits a Single Action Shooting Society event! \$1681 was raised for the American Cancer Society by the end of the match.

Saturday dawned bright and early (and once more, the often unpredictable Oregon weather cooperated and blessed us with sunshine and warmth throughout the entire



**— Top Shooters Overall! —  
Camp Hag and Bobcat Tyler**



**— First Place OR Winners —  
Riley and Annie**

three days). Saturday night's banquet buffet was apparently well-taken by all attending as it sure got quiet with about 275 folks getting on the outside of some really fine grub.

Shooting seven main stages on Saturday left plenty of time for the other five as well as a "Top Gun Shoot-off" to be held the next day and still get everyone on the road for home at a decent time after the awards ceremonies.

A very special feature of this year's match was the inclusion of the newly-finished "Old Time Shooting Gallery" built (from scratch) by Just Bill, SASS #16394. This is a fully mechanized, portable shooting gallery that is now showing up at several of the annual matches being held in the Northwest. The gallery is built on its own trailer and is a tribute to the old carnival/state fair  
*(Continued on page 18)*

<b>Long Range:</b>	<b>Lady</b>	Redwood Rose, SASS #60017	CA	<b>Costume Contests</b>	<b>Out of the Ordinary</b>
<i>Single Shot Rifle Multiple Target</i>	<i>Rifle Cal. Smokeless</i>			<i>Military</i>	<i>Girl</i>
<i>Smokeless</i>	Rick O'Shea Russ		WA	Blackhorse, SASS #6825	Kookandude
<i>Single Shot Rifle</i>	<i>Man</i>	Rick O'Shea Russ	WA	<i>Soiled Dove Queen</i>	<i>B-Western:</i>
<i>Long Gong or Buffalo B Powder</i>	<i>Lady</i>	Querida	CA	Kookanadude	<i>Male</i>
Isaac Scrambler Day, SASS #19637	<b>Costume Contests</b>			Isaac Scrambler Day	Speedy McDraw, SASS #60016
<i>Long Gong or Buffalo Smokeless</i>	<i>Shooting Costumes</i>				Queen of Bling
Rick O'Shea Russ	<i>Western</i>	Contingent Fee McGee, SASS #71885	WA	<i>Gambler</i>	Will Bonner, SASS #6644
<i>Long Gong or Buffalo Pyro-Other</i>	<i>Man</i>	Queen of Bling	CA	<i>Victorian</i>	Buckaroo Long
Rough Rider, SASS #5145	<i>Lady</i>	Kookanadud	OR	<i>Man</i>	Contingent Fee McGhee, SASS #71885
<i>Quigley B Powder</i>	<i>Girl</i>			<i>Couples</i>	(The NEW Tonto)
Rogue Rascal, SASS #48988	<i>Old West</i>	Line Century	OR		<i>Woman</i>
<i>Quigley Smokeless</i>	<i>Man</i>	Buckaroo Long, SASS #64207	CA	<i>Jr Boy</i>	Delta Queen, SASS #39203
Grandpa Dillon	<i>Lady</i>	Renegade Riley	OR	<i>Jr Girl</i>	<i>Honor a Soldier Friday winners:</i>
<i>Lever Action Rifle</i>	<i>Boy</i>	Quick Hands Hannah, SASS #63265	CA	<i>Military</i>	<i>Couples</i>
<i>Pistol Cal. Smokeless</i>	<i>Girl</i>	Chandelier, SASS #86146	OR		Tuffy Tumbleweed, SASS #68204
<i>Man</i>	<i>Victorian Lady</i>				& Gunfight Hite, SASS #68203
Chama Bill, SASS #36524					Blackhorse

Alloy Steel Targets by Arntzen Corp.  
800-821-3475

**www.A1Target.com**



## SASS Oregon State Championship 2013 ...

(Continued from page 17)

shooting galleries of old. Bill is known for his full-scale, working, 1901 Curved-dash OLDSMOBILE AUTO, that he ALSO built from scratch. As has become the tradition with the Marauders, a histori-



So, you think you want to play Wild Bunch™? Well, do you?

cal trivia contest, researched by Britt Ponsett, SASS #85576, with clues laced throughout the shooters' handbook, contributed to the shooters store of knowledge about our great western history.

The awards ceremony was capped with the raffle drawings for a hand-made Bear Bone Bowie Knife donated by Bear Bone Smith, SASS Life/Regulator #10719, a beautiful, hand-made stained-glass window by Delta Queen, SASS #39203, two custom paintings of Wyatt and Virgil Earp donated by Molly b'Dam, SASS Life/Regulator #7861, and a .22 Magnum pistol donated by Barbarosa Mike, SASS #16837. Creation and donation of the knife, the window, and the artwork have also become a tradition with the Merlin Marauders. Every shooter received a custom T-Shirt, a shooter's prize, and a custom neck warmer, hand-made by the Merlin Marauder Ladies Sewing Guild.

All shooters were, also as usual, registered for the "door prize draw-



All around excellent competitor, Colonel Cornelius Gilliam, won Frontier Cartridge category, Wild Bunch Traditional, and Traditional Plainsman. Way to go!

ings" which this year included a Taylor's & Co. Colt-Burgess Carbine in .45LC, a Uberti 1873 rifle in .44-40 (both with action jobs by Pioneer Gun Works), and a modern Bersa Thunder .45 ACP, all donated by the Marauders' T/G's bride, Gaye Abandon, SASS #44556. And then ... there was "Contingent Fee McGee" ... But THAT's a WHOLE 'nother story ...

Oh ... WHO WAS LIVINIA FISHER???

Livinia Fisher was the first convicted American female serial killer. At her hanging, she wore her wedding dress. To cheat the hangman, once the loose noose was around her neck, she threw herself off the gallows platform, cursing all in attendance ... and has haunted the Charleston, SC jail ever since ... 🐉

# A Sincere Thank You from Starline Brass



**Thank you to all our loyal customers for your business and patience.**

As reloaders ourselves, everyone at Starline knows how difficult it has been to find quality reloading components on a regular basis. We thank you for sticking with Starline.

To help us meet the growing demand for our handgun brass, we continue to build our production capabilities, so we can deliver your brass for the hobby you love. But, we will never sacrifice quality for quantity.

Please keep your orders coming to [starlinebrass.com](http://starlinebrass.com), even when your favorite caliber is backordered, so you can maintain your place in the delivery process. From everyone in the Starline family, thank you for your loyalty to the Starline brand, and remember, *A Great Shot Starts with Starline.*

**[www.starlinebrass.com](http://www.starlinebrass.com) | 1-800-280-6660**



Made With Pride  
in the USA

1300 W. Henry St. • Sedalia, MO 65301



JOIN THE  
**WESTERN  
MUSIC  
ASSOCIATION**

and get YOUR copy of

**THE  
WESTERN  
WAY**

- quarterly publication
- 1-yr subscriptions available
- subscription is free with WMA membership



Contact Marsha Short  
ph 505-563-0673  
[www.westernmusic.org](http://www.westernmusic.org)



This could be your last issue of

**The  
Cowboy  
Chronicle**

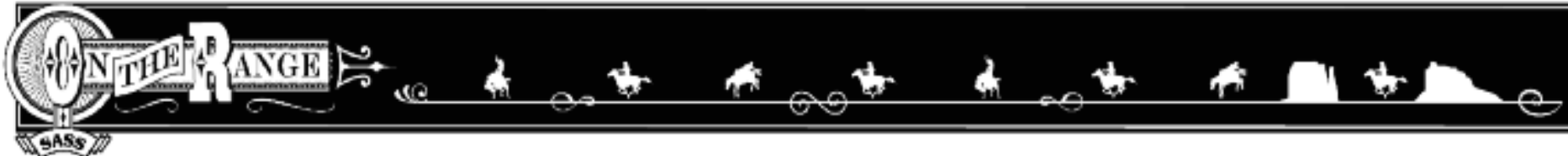
Renew your membership today!

Call  
**877-411-SASS**

**GUNS OF THE OLD WEST**

Visit us at [gunsoftheoldwest.com](http://gunsoftheoldwest.com)

Follow Us On **facebook**



# SASS TEXAS 2013

## STATE CHAMPIONSHIP

### RIDE WITH PANCHO VILLA

**L**ockhart, TX – “I want you, Gringo!” That call went out from the Plum Creek Shooting Society for the 2013 SASS Texas State Championship Match—Ride with Pancho Villa—at the Agarita Ranch May 1-5. 267 shooters from all over the State of Texas, as well as from Oklahoma, Louisiana, Col-

*By Dragon Hill Dave, SASS #599561,  
and Long Juan, SASS #84671*



*Phantom (l) and Joe Darter, friendly rivals on the battlefield who went head-to-head in the Top Gun Shoot-off and the team shoot-off were co-MCs for the Awards Ceremony. Phantom wrote all the main-match stages for the Texas State Championship. Good job all around!*

orado, Nevada, Montana, and even Australia heeded the call to shoot in Central Texas near the Barbecue Capital of the World in Lockhart, Texas.

The match had a little something for everyone. First, if one did not like the warm, humid weather on Wednesday, a cold front brought wind and unseasonably cooler temperatures for side matches on Thursday. Those who shot the Main Match starting Friday morning experienced temperatures in

the 40s, followed by temperatures approaching 90 when they finished shooting Saturday afternoon. All-in-all, however, there was not much room to complain about the weather for a match in Texas the first weekend in May.

There was record turnout Wednesday for RO-I and RO-II classes taught by Dusty Lone Star and for the Wild Bunch RO class taught by Goatneck Clem. Other shooters started trickling in that afternoon to pick up shooter packets, find out posse assignments, and peruse the activity schedule. The Spoiled Doves of Texas were at the range to provide food starting with lunch on Wednesday.



*The Cody-Dixon categories were shot with “real” rifles—rifle calibers in lever action and single shot. Charles Goodnight is seen here taking aim at the more distant targets.*

Fifty men and women showed up early Thursday morning to shoot on three posses in the Wild Bunch Side Match. The stages, written by Joe Darter, challenged shooters to make their 1911s, big-bore rifles, and pump-action shotguns sing. Some sang quite well; others hit a few sour notes, but the shooting was a blast. Thursday afternoon fifteen shooters partici-

pated in a Plainsman side match designed by Wyandot Jim and Two Gun Johnnie. Competitors included Lady Plainsmen Kow Katcher and Bent Barrel Betty. With their black-powder rifles, shotguns, and cap and ball pistols, all participants literally had a blast while shooting.

All day long Thursday cowboys and cowgirls were shooting Long Rane Side Matches on one side of the Plum Creek range. They engaged targets out to 400 yards (shorter distances for the pistol-caliber rifle and pistol). On the other side of the range, in “Speed Alley,” shooters blazed away at swingers, shotgun knockdowns



*Shotglass and her gals made sure there were plenty of tickets sold for the stretch raffle, which raised more than \$4,400 to help defray expenses for the match. Minnitex Slim gets the stretch raffle pitch from 38 Kate.*

<p><b>Smokeless Reloading Services</b> 3% Discount for payment with debit card or check</p> <p>.45LC/200gr LRNFP- \$175/500 (Wild Bunch Rifle) .45LC/200gr LRNFP- \$175/500 (Low Recoil) .45LC/160gr LRNFP- \$164/500 (X-Low Recoil) .38Spl/120gr LTFP Marlin Long - \$134/500 (Low Recoil) .38Spl/120gr LTFP- \$134/500 (Low Recoil) .45ACP/230gr LRN- \$180/500 (Wild Bunch)</p> <p><small>*Due to a volatile component market, all prices subject to change without notice</small></p>	<p><b>GUNFIRE ARMS &amp; AMMUNITION</b></p> <p><b>561★312★9075</b></p> <p>Kid Celero #69273</p> <p><b>BY COWBOYS, FOR COWBOYS</b></p>	<p><b>* CAS ACTION WORK *</b></p> <p>Ruger Short-Stroke Special <b>\$295.00/Pair</b> Remove Transfer Bar <b>Add \$50.00/Pair</b></p> <p><b>3-day turnaround w/calendar Appt</b></p> <p><a href="http://www.GunfireArms.com">www.GunfireArms.com</a></p>
---	---	---



— Texas State Champions —  
Hey You & Rattlesnake Wrangler



— Best Dressed Gentleman —  
Captain Mack McLain



Diamond Kate — Texas State  
Buckarette Champion

and steel targets trying to see who was the Fastest Pistol, Rifle, Shotgun, 3-Gun, Pocket Pistol, and Derringer. Shooters could buy Lucky Lone Stars for a \$1 that gave them another chance at a speed run that counted for score. Many rivalries sprung up as shooters went back and forth trying to best one another. The side matches wrapped up about 5:00 so the targets could be painted and set up for the Main Match the next day. The Spoiled Doves served a great steak dinner Thursday night after the shooting ended.

The Main Match began Friday with morning and afternoon waves of shooters. Before each wave began shooting, Tonic Kid, sang a stirring rendition of the *Star Spangled Banner* and *Texas, Our Texas*. The latter was a tough gig for an Okie, but was done with grace and enthusiasm. Match Director and Plum Creek Shooting Society President Dragon Hill Dave then presented a hilarious, but informative safety briefing (“I want you to be safe, Gringo!”) decked out as Pancho Villa, complete with large sombrero and bushy mustache. All ten main-match stages were written by Phantom and included historical stories about Pancho Villa written by Dragon Hill Dave.

Although relatively simple, each stage gave shooters an opportunity to decide how best to shoot the required sequence of shots. A good knowledge of SASS conventions was helpful. There were some small targets—chickens hanging from chains—and some large targets—near life-size buffalos. Most of the targets were pretty close, but not those dratted chickens. The men shot in 19 different categories, the women in 14, including Gunfighter and Frontier Cartridge. Sixteen men shot in one of two Cody-Dixon categories, single-shot and lever-action. They shot the same pistol and shotgun targets as everyone else, but engaged longer-distant targets with rifle-caliber rifles. Everyone reported having a good time.

A number of shooter prizes donated by vendors were given away Friday night, in addition to a Bond Arms derringer, an Evil Roy pistol, and an 1892 saddle-ring rifle from Cimarron Arms. The dinner was well-received barbecue served by the Spoiled Doves. After dinner, there was a great Texas Hold ‘Em poker tournament organized by



Dragon Hill Dave as Pancho Villa arriving to give safety briefing.  
“I want you to be safe, Gringo!”

Captain Jim Bison and won by Buckarette Diamond Kate. Additional food during the day Friday was provided by Little Fatty’s –

great breakfast tacos and Gorditas. Results for the Main Match were announced at an awards banquet. (Continued on page 22)

# WAX BULLETS & BRASS

**WAX BULLETS PRICES:**  
 500 ct. - \$13.00 (plus S/H)  
 1,000 ct. - \$25.00 (plus S/H)  
 4,000 ct. - \$ 95.00 (plus S/H)  
 6,000 ct. - \$135.00 (plus S/H)

**BRASS PRICES:**  
 12 ct. - \$11.99 (plus S/H)  
 50 ct. - \$57.50 (plus S/H)  
 100 ct. - \$70.00 (plus S/H)

**Press In**  
 Features Enlarged Flash Holes (Primer Loading Tool Required) Features Primer Backset, which causes cylinder to jam. Available in .38 & .45

**Drop In**  
 Large Pistol Primers Drop In & Fall Out after use. (No priming tool needed) Available in .38 & .45

**209 Shotgun Primer**  
 Factory made to allow drop-in & Eject. (No priming tool needed) AVAILABLE IN CALIFORNIA ONLY

**DEAD EYE EZ LOADER WAX BULLETS**  
 NOW AVAILABLE .38's or .45's  
**PERFECT FOR SASS INDOOR PRACTICE OR MATCHES!**

**NEW PRODUCT**  
**Cowboy Action Indoor Wax Practice Target**  
 \*One CAS Practice Target \$79.00 (\$74 each)  
 \*Set of Three CAS Targets \$222.00 (\$69 each)  
 \*Set of Five CAS Targets \$345.00 (\$69 each)

This lightweight target system features a target that is 12" x 12" x 3/8" Lexan that is attached to a lightweight metal frame, that comes in 4 sections of rigid lightweight pipes, 3 - 16" and 1 - 12", with connectors; this allows the targets to be assembled at staggered heights to help practice quick acquisition of targets, a skill needed at SASS matches.

**AVAILABLE IN THE CFDA MERCANTILE AT:**  
**WWW.COWBOYFASTDRAW.COM OR CALL 775-575-1902**



## SASS Texas State Championship 2013 . . .

(Continued from page 21)

quet Saturday night, where dinner was again served by the Spoiled Doves. Phantom and Joe Darter handled the awards, shooter prizes, and stretch raffle winners with grace and humor. Shotgun and her gals made sure there were plenty of tickets sold for the stretch raffle, which raised more than \$4,400 to help defray expenses for the match. The prizes were well worth getting a stretch and included a Dillon 650, an 1873 rifle, a 1911, a hammered shotgun from Cimarron Arms, custom leather from Jack Houston, a shotgun recoil system from Speed-Bump Shotgun Works, and a



Rugged Gear gun cart. Top-5 buckles were awarded in each category; award plaques went to 1<sup>st</sup>, 2<sup>nd</sup> and 3<sup>rd</sup> place. Overall winners received SASS Texas State Champion buckles. Complete scores can be viewed on the Plum Creek Shooting Society website, [www.pccss.org](http://www.pccss.org).

After Cowboy Church Sunday morning, the match concluded with man-on-man competition that came down to Joe Darter in a final shootout with Phantom. Between California and Texas, this was the third time these two shooters had faced one another in a final for "Master Gunfighter." For the first time, Joe Darter walked away the winner. A team shoot followed with teams led by Joe Darter and Phantom. This time, with a little help from his team, Phantom prevailed.

More than 15 vendors provided goods and services that included clothing, knives, leather, boots, gold-plating of sights, bullets, and other sundries. Match sponsors included Cimarron Firearms, Storied Firearms, Bond Arms, McBride's Guns, Red's Indoor Range, Rugged




Gear, Callahan General Store, Sportsman's Finest, Texas Hatters, Starline Brass and UniqueTek.

In addition to those already mentioned, a special thanks is extended to Assistant Match Director Agarita Annie, and the many others who volunteered countless hours and much hard work to make Ride with Pancho Villa 2013 a great success.


Thanks from the Plum Creek Shooting Society to all who made this event possible and to all who participated. We hope to host the state match again in 2014 and to make it even better than it was this year. 🤠



**Golden Gate Western Wear & Knudsen Hat Company**



Jimmy Stewart  
6X Beaver Sand \$324.98  
Awarded Best Movie Hat Reproduction



Glenn Ford 3:10 To Yuma  
6X Beaver Silverbelly \$324.98

True West Readers Choice Best Hat Maker 4 years in a row. Largest variety of movie and historic replica hats extant. Head to toe outfitters. 2 stores to serve you in San Francisco East Bay, Richmond/El Cerrito or Pleasant Hill  
(510) 232-3644 (925) 827-1014

See our online catalog at [www.KnudsenHats.com](http://www.KnudsenHats.com)

**STEEL TARGETS Original Designs**

Knockdown Racks  
Different Shapes and Sizes Available

DS WELDING'S FAMOUS TOMBSTONE RACK!

DS WELDING'S AVENGING VULTURE EST 2004

WIG-WAG WITH HIGH PLAINES DRIFTER TARGET

THE ORIGINAL BIRD/CAN THROWER

DS WELDING (818) 727-9353  
[www.dswelding.com](http://www.dswelding.com)  
[www.steel-targets.com](http://www.steel-targets.com)

Winners	
<b>Overall Man</b>	Rattlesnake Wrangler, SASS #54580 TX
<b>Lady</b>	Hey You, SASS #64946 TX
<b>Categories</b>	
<b>Buckarette</b>	Diamond Kate, SASS #95104 TX
<b>Buckaroo</b>	Skin Dawg, SASS #92351 TX
<b>Cowboy</b>	Texas Rick O'Shay, SASS #70305 TX
<b>Cowgirl</b>	Hey You TX
<b>L Wrangler</b>	Bent Barrel Betty, SASS #33237 TX
<b>Wrangler</b>	Colt Faro, SASS #54579 TX
<b>L 49'er</b>	Green Eyed Brazos Belle, SASS #82399 TX
<b>49'er</b>	Phantom, SASS #54973 TX
<b>L Senior</b>	Dream Chaser, SASS #79316 TX
<b>Senior</b>	Aberdeen, SASS #42517 TX
<b>L S Senior</b>	Kow Katcher, SASS #53134 TX
<b>S Senior</b>	Non-stop, SASS #17670 TX
<b>Grande Dame</b>	Boosey Babe, SASS #77984 TX
<b>E Statesman</b>	Texas Gunslinger, SASS #10706 TX
<b>Cattle Baron</b>	Cherokee Jones, SASS #52092 TX
<b>L B-Western</b>	Sierra Starr, SASS #79267 TX
<b>B-Western</b>	Texas Slim, SASS #43510 TX
<b>C Cowgirl</b>	Chula Kat, SASS #62057 TX
<b>C Cowboy</b>	Dragon Hill Dave, SASS #59561 TX
<b>L Duelist</b>	Kansas City Sneed, SASS #71319 TX
<b>Duelist</b>	Slim Concho Jim, SASS #75887 TX



**Categories**

<i>L S Duelist</i>	Cajun Queen, SASS #75177	TX
<i>S Duelist</i>	Texas Mac, SASS #43494	TX
<i>L Gunfighter</i>	Sweet Beulah Land, SASS #55216	TX
<i>Gunfighter</i>	Rusty Remington, SASS #61821	TX
<i>S Gunfighter</i>	Texas Gator, SASS #74485	TX
<i>L F Cartridge</i>	Lady Duval Cracker, SASS #88312	TX
<i>F Cartridge</i>	Spur Roberts, SASS #14625	TX
<i>F C Duelist</i>	Billy Boots, SASS #20282	TX
<i>Frontiersman</i>	Yosemite Jim, SASS #75847	TX
<i>Young Gun</i>	Rattlesnake Wrangler	TX
<i>Cody-Dixon Lever</i>	Charles Goodnight, SASS #7240	TX
<i>Cody-Dixon Single</i>	Rowdy Tex Yates, SASS #65825	TX
<b>Wild Bunch</b>		
<i>Modern</i>	Slowaz Molasses, SASS #41444	TX
<i>Traditional</i>	Dragon Hill Dave, SASS #59561	TX
<i>L Modern</i>	Wicked Felina, SASS #3483	TX
<i>L Traditional</i>	Green-eyed Brazos Belle	TX
<b>Plainsman</b>		
<i>Modern</i>	Cowtown Scout, SASS #53540	TX
<i>Traditional</i>	Wyandot Jim, SASS #66953	TX
<b>Side Matches</b>		
<b>Long Range</b>		
<i>Single Shot Rifle</i>	Circuit Judge, SASS #20823	TX
<i>Lever-Action Rifle</i>		
<i>Man</i>	Bootstrap Richard, SASS #79130	TX

**Lever-Action Rifle**

<i>Lady</i>	Bristlecone Jan, SASS #72773	TX
<b>Pistol Caliber Rifle</b>		
<i>Man</i>	Verdadero Dan, SASS #57083	TX
<i>Lady</i>	Hey You	TX
<b>Pistol</b>		
<i>Man</i>	Nueces Slim, SASS #88619	TX
<i>Lady</i>	Hey You	TX
<b>Speed Events</b>		
<b>Rifle</b>		
<i>Man</i>	Rattlesnake Wrangler	TX
<i>Lady</i>	Kansas City Sneed	TX
<b>Revolver</b>		
<i>Man</i>	Rattlesnake Wrangler	TX
<i>Lady</i>	Hey You	TX
<b>Pocket Pistol</b>		
<i>Man</i>	Big Iron Patnode, SASS #60632	TX
<i>Lady</i>	Green-eyed Brazos Belle	TX
<b>Derringer</b>		
<i>Man</i>	Waterloo, SASS #46072	TX
<i>Lady</i>	Hey You	TX
<b>3-Gun</b>		
<i>Man</i>	Spur Roberts	TX
<i>Lady</i>	Hey You	TX
<b>Shotgun '87/'97</b>		
<i>Man</i>	Slowaz Molasses	TX
<i>Lady</i>	Hey You	TX
<b>Shotgun SXS</b>		
<i>Man</i>	Rattlesnake Wrangler	TX
<i>Lady</i>	Bent Barrel Betty	TX
<b>Shotgun Hammered SXS</b>		
<i>Man</i>	Long Ranger Rick, SASS #62056	TX
<i>Lady</i>	Chula Kat	TX
<b>Shotgun "Coalburner"</b>		
<i>Man</i>	Waterloo	TX
<i>Lady</i>	Rocky Meadows, SASS #18501	TX

**"THE BEST IN COWBOY GUNS"**

**AUTHENTIC PRESENTATION CASED SETS**

*"JUST LIKE THE ORIGINALS"*

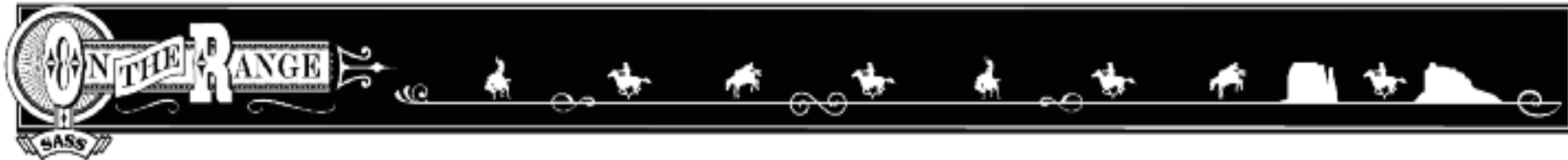
- MODEL 1860 ARMY •
- MODEL 1851 NAVY •
- MODEL 1858 REMINGTON •

**Complete Cased-Sets (As Shown)**

- COMPLETE SETS
- FINEST QUALITY
- GUN & ALL ACCESSORIES

Call for pricing

**E.M.F. Co., Inc. 800-430-1310**  
[www.emf-company.com](http://www.emf-company.com)



# FT. WHITE COWBOY CALVARY ANNUAL MATCH 2012

By Jane Deere, SASS #87519

**F**t. White, FL – Lights, camera, action! The Best and the Worst Film studios, located at Ft. White Cowboy Calvary in Ft. White, Florida, held a casting call for eight of the Best and Worst Cowboy movies of the silver screen on October 13, 2012. Over 120 SASS members came out to join the fun and to see who could take home the top prizes.

It was a bright clear Saturday morning. Every place you looked was covered with movie props and gun carts. Each stage was decorated to match the film it repre-

sented and even had large movie posters greeting the “actors and actresses” as they travelled around auditioning. As the sun arose, anxious cowboys and cowgirls were strapping on leather and loading lead, ready to give the lines and scenes their best shot. Director Deadly Sharpshooter, SASS #35828, had rounded up his best supporting men and women to set the stages and run the auditions.

Stage one’s auditions were for “Butch Cassidy and the Sundance Kid.” Shooters tried out for the role of Butch Cassidy in the battle scene with the Bolivian army. Each



The entrance to B and W Film Studios

shooter had to start by holding an ammo belt in both hands. After stating, “Is that what you call giving cover?” and the Range Officer responding with, “Is that what you call running?” the shooter places the belt on a mule and starts with a single tap revolver sweep of three close cowboy targets set as one leg of a “V” shape, then single tap sweeping the other leg of the “V,” finishing by single tap sweeping the four highest cowboys. The next step with rifle was to repeat the instructions, with their rifle on a different set of targets. Shotgun was a simple knock-down of four targets in any order.

Stage two was set up for the film “The Magnificent Seven” and the battle with Calvera’s large gang of bandits. The scene opened with the shooter holding a switchblade in his/her strong arm. The famous line for auditions was “The odds are too high” with the supporting actor yelling, “Then we change the odds.” The shooter starts by dropping the knife and taking down the four shotgun targets in any order. The shotgun was followed by the rifle alternating double taps on a circle and single tapping three squares and then repeating the instructions on a second set of targets for a total of ten rounds. The final test was shooting two pairs of bells and buckets with two rounds on a bell and one on each bucket in any order for a total of ten rounds. You could just feel the presence of Yul Brynner and Steve McQueen!

Stage three was filming the thriller “The Quick and the Undead”



Deadly Sharpshooter, SASS #35828, as director of B and W Film Studios.



Don Braulio, (aka Kid Romeo, SASS #26819) awaits his chance to kill Barbarosa at the canteen near Don Braulio’s Rancho.

**THE SMALLEST, MOST POWERFUL PERSONAL PROTECTION YOU CAN CARRY!**

**BOND ARMS**

CALL FOR FREE BROCHURE!

2.5 inch  
3 inch  
3.5 inch  
4.25 inch

MADE IN TEXAS BY TEXANS!

With just a quick turn of an allen wrench, you can change it to one of 16 barrels & 22 different caliber combinations!

www.bondarms.com • 817-573-4445

CALL FOR FREE BROCHURE!





**Top Gun male and female were Santa Fe River Stan, SASS #36999, and Raven Moon, SASS #82325.**

Corral. At this crucial point, Frank and Tom McLaury as well as Billy Clanton are dead and Doc Holliday, Virgil, and Morgan Earp are wounded. The shooter starts by holding a faro card deck in both hands. The supporting actor (Range Officer) starts with "Blaze away," to which the shooter responds with "You're a daisy if you do." The shooter drops the cards and with the rifle sweeps four far targets back and forth with two shots on the outside ones for ten rounds. Then the shooter does the same with the revolvers and finished with four knockdown shotgun targets in order of shooters choice.

Stage five revived the classic production of "Barbarosa" with the haunting of the Don Braulio Rancho. The scene is set with the shooter holding a sombrero in both hands. The Range Officer yells "Kill him; kill this Barbarosa!" The shooter responds, "You ain't got enough junk in yer britches to pull the trigger on Barbarosa!" The target sequence was an inverted "V" shape, with four large rectangles on each "leg" and a large circle at the apex. Shooters were instructed to shoot each rectangle two times, and the circle four times with revolvers and rifle, in whatever order they wanted for a total of 20 rounds. Then the shotgun finished the take with four knockdowns in any order.



**"Doc" (aka Confederate Colt, SASS #31216) and Ringo Mouse, (aka Oakley Mouse, SASS #34428) held forth at the Oriental Saloon in Tombstone.**

where cowboys become bounty hunters for zombies. The scene opens with the shooter holding a zombie finger and cigar cutter in both hands and stating the line "They told me you were dead." The Range Officer responded with "Better dead than undead." The shooter drops the finger and alternates single rifle shots between a large circle and five rectangles (each rectangle only once) for a total of 10 rounds. Next came the shotgun with four knockdown targets in any order, followed by the revolvers using the same pattern as the rifle.



**Resembling the poster she stands next to, Greta Dee, SASS #63811, apparently got caught up in the zombie craze.**

Stage four was prepped for auditions for "Tombstone" and the battle on Fremont Street near the O.K.

Stage six took a twist combining the Wild West with the strange beings from outer space from the filming of "Cowboys and Aliens." The eager cowboys and cowgirls had to take down the aliens to save their beloved town. The shooter prepares for battle by aiming his/her arm gun at a spaceship. The supporting actor (Range Officer) asks the question "Only two kinds of men get shot; victims and criminals. Which are you?" The shooter relied, "I don't know" and swept three rectangles with one round each and single tapping one of two circles for 5 rounds, then repeating the instructions double tapping

the other circle for a total of 10 rounds. Then they repeated the same sequence with the revolvers and finished with four knock down shotgun targets.

Stage seven took everyone back to the age of the Gold Rush with the auditions for the "Apple Dumpling Gang." The gang tries to steal a gold nugget worth thousands of dollars from a bank vault. The shooter prepares for the scene by holding a stick  
*(Continued on page 26)*

## Texas Jacks "Super Sale"

Always on: Many many items to choose from at:  
[www.texasjacks.com/super-sale.html](http://www.texasjacks.com/super-sale.html)

**Chipaway Cutlery Hunting Knife**  
 4 in. blade, leather sheath.  
 Reg. \$28.95  
**SUPER SALE \$24.95**

**Cimarron**  
 3rd Model Dragoon  
 .44 caliber, 7 1/2" barrel  
 Reg. \$438.10  
**SUPER SALE \$389.00**

**Uberti**  
 3rd Model Dragoon  
 .44 caliber, 7 1/2" barrel  
 Reg. \$349.95  
**SUPER SALE \$329.00**

**Timber Wolf 3 Knife Set**  
 2 1/2" folding, 3" folding, 3 1/2" straight, wood handles with logo.  
 In metal storage case.  
 Reg. \$22.95  
**SUPER SALE \$19.95**

**Shop on our website or call us up!**

[www.texasjacks.com](http://www.texasjacks.com)

117 North Adams Street

Fredericksburg, TX 78624

Toll Free: 1-800-TEX-JACK



## Ft. White Cowboy Calvary Annual Match 2012 . . .

(Continued from page 25)

of dynamite in each hand. The Range Officer opens the scene by stating, "Your head wouldn't hold straw." The shooter responds with "You couldn't sell hacksaws in jail." The shooter tries to alternate single rounds between two large circles for four rounds and one round on a circle with one revolver. Next he/she had to alternate single rounds on two close squares for four rounds and shoot a far square with one round



Some of Ennah Tizzy's, SASS #58791, beautiful cactus props.

and repeat sequence again for a total of 10 rounds with the rifle. This was followed by four knockdown shotgun targets and finished with the second revolver repeating the first one.

The final stage was set for none other than "The Wild Bunch." Everyone auditioned for the final battle scene between the Wild Bunch and General Mapache's men after the beating and killing of their comrade, Angel. The Range Officer



This represents the building where Butch and Sundance were holed up against the Bolivian Army.



The big scene from the movie, "The Wild Bunch," was the bloody courtyard battle where Pike, Dutch, Lyle, and Tector battled Mapache. That's Kingfish Dave, SASS #53158, with the timer, and Deadly Sharpshooter on the Maxim gun just prior to shootin' fer real.

Winners		Categories	
<b>Overall Man</b>	Santa Fe River Stan, SASS #36999	<b>F Cartridge</b>	Cookie Hernz, SASS #44764
<b>Lady</b>	Raven Moon, SASS #82325	<b>F C Duelist</b>	Confederate Colt, SASS #31216
<b>Categories Senior</b>	Desperado Dale, SASS #25754	<b>Gunfighter</b>	Deadly Sharpshooter, SASS #35828
<b>L Senior</b>	Quicksdraw Connie, SASS #29743	<b>L Gunfighter</b>	Sidekick Chick, SASS #73141
<b>S Senior</b>	Kid Romeo, SASS #26819	<b>S Duelist</b>	Larry Earp, SASS #60034
<b>L S Senior</b>	Chancy Lady, SASS #25650	<b>B-Western</b>	Marshall Troop, SASS #70448
<b>49'er</b>	Dang It Dan, SASS #13202	<b>L B-Western</b>	Trixie T. Rubble, SASS #93721
<b>L 49'er</b>	Raven Moon	<b>Duelist</b>	Kingfish Dave, SASS #53158
<b>Wrangler</b>	Santa Fe River Stan	<b>C Cowboy</b>	Chilly Willy, SASS #20420
<b>L Wrangler</b>	Dynamite Deed, SASS #61645	<b>Young Gun</b>	Dominator, SASS #62912
<b>Cowboy</b>	Strider, SASS #47548	<b>L Young Gun</b>	Ramblin' Rider, SASS #93749
<b>Cowgirl</b>	Hawkeye Gin, SASS #44595	<b>Buckaroo</b>	R. P. Slim, SASS #81400
<b>E Statesman</b>	Latonka, SASS #67424	<b>Buckarett</b>	Beck A. Boo, SASS #498570

Raffle!

# COWBOY

## Memorial Chapel

\$5.00 each, or 5 for a \$20.00

Support the Cowboy Memorial Chapel and receive a Chance to win a Model 1901 70/150, 12 guage prototype by Coyote Cap! Get your raffle ticket today!

**\$100,000**  
\$92,812

**We Built It Now lets Furnish it!**

**The thermometer**

As of today there has been \$92,812 earned and the goal is \$100,000

M-1901, 70/150 - 12GA.

This Model 1901 70/150, 12 gauge Prototype by Coyote Cap is now being raffled to raise funds to complete and furnish the Cowboy Memorial Chapel. Raffle tickets are \$5.00 each, or 5 for a \$20.00. For ticket purchases go to [www.sassnet.com/chapel/index.php](http://www.sassnet.com/chapel/index.php)

Some special features of this work of art are: Premium full size action job, Cut & Crown Barrel to 18 1/4", 18K gold slide lettering and numbering, jacking of internal parts, Leather lower wrap, High grade American Walnut forearms and buttstock, Laser engraved logo and checkering, calligrapher case and a free EO warranty certificate.

Generously donated by Coyote Cap to benefit the SASS Founders Ranch Chapel Fund!

For ticket purchases go to [www.sassnet.com/chapel/index.php](http://www.sassnet.com/chapel/index.php)

For Donations please send to:  
SASS WESTERN HERITAGE MUSEUM, ATTN: COWBOY/COWGIRL  
MEMORIAL CHAPEL • 215 COWBOY WAY, EDGEWOOD, NM 87015

### Protect Your Freedoms Join NRA Today!

SAVE \$10

\* \$10 off the \$35, 1 year regular membership. Valid with this application only.

Name: \_\_\_\_\_  
 Street: \_\_\_\_\_  
 City: \_\_\_\_\_ State: \_\_\_\_\_ Zip: \_\_\_\_\_  
 Telephone: \_\_\_\_\_ Birthdate: \_\_\_\_\_

Choose One Magazine:  1 Year ..... \$ 25  
 America's First Freedom  American Hunter  American Rifleman

Payment Information:  Check  Credit Card  
 AMEX  VISA  M/C  DISCOVER INCORPORATED

Account # \_\_\_\_\_ Expiration \_\_\_\_\_

MAIL THIS APPLICATION TO:  
 NRA RECRUITING PROGRAMS  
 11250 WAPLES MILL ROAD  
 FAIRFAX, VA 22030

Contributions, gifts or membership dues made or paid to the National Rifle Association of America are not refundable or transferable and are not deductible as charitable contributions for Federal income tax purposes. \$3.75 of the annual dues are designated for the magazine subscription. Please allow 4-6 weeks for processing of membership.

XR013677



shotgun knock down targets, followed by the revolvers in the same style as the rifle.

The set design crew worked some magic on the sets, lending realism, (and in some cases, suspension of disbelief!) to each stage. Thanks to Ennah Tizzy and Major Mishap for creating the alien spaceship and fearsome aliens for Cowboys and Aliens.

The awards continued the movie theme with a special Oscar's ceremony complete with a roped walkway and curtain backdrop. The winning actors and actresses made their way down the red carpet as director Deadly Sharpshooter announced the runner-ups and winners. Congratulations to Top Guns Santa Fe River Stan and Raven Moon. 🐾



Sound Stage six, scene of the fierce battle between the cowboys and aliens. Ennah Tizzy and Major Mishap, SASS #40451, outdid themselves making the alien spacecraft and the aliens.



The courtyard where the Magnificent Seven waited for Calvera's men.

opens the scene with "They'll be waitin' for us," and the shooter responds "I wouldn't have it any other way," while holding onto the spade grips of the Maxim gun. The Maxim lent an authentic sound effect to the scene when the trigger was depressed. The shooter started by activating a swinging cowboy target. With the rifle, shooters had to double tap the swinging cowboy, then single tap-sweep a sunburst target, swinging cowboy again, and another sunburst and repeat those instructions for the next five rounds for a total of ten rounds. Next came the



I don't know about you, Pard, but shootin' under the glaring face of those aliens was pretty scary to me.



# PRECISE AND RELIABLE



“ To be competitive, you need accurate feedback on your performance. No other product has given me the precise and reliable information that Competition Electronics does. ”

— Spencer Hoglund, Overall National & World Champion

POCKET PRO II

- \$129.95

SHOT TIMER: Advanced design with added features and an intuitive operating system.

Updated Model



(model# CEI-4710) (model# CEI-4700)

POCKET PRO

- \$129.95

SHOT TIMER: Original version has a straightforward design and is great for scoring matches.



(model# CEI-2800)

PROCHRONO DIGITAL

- \$119.95

CHRONOGRAPH: Accurate velocity measurement for almost anything that shoots!



(model# CEI-3800)

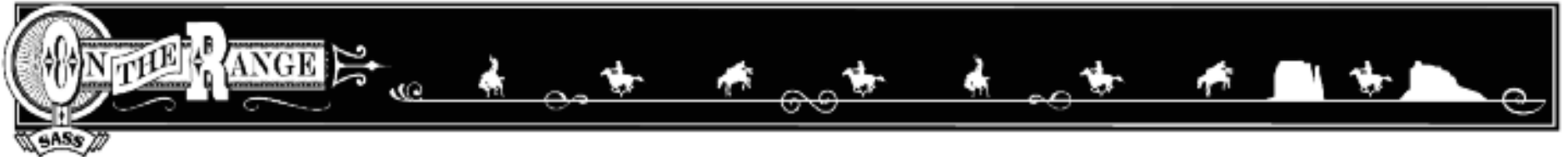


Competition Electronics



THE WINNING DIFFERENCE!

815.874.8001 • [competitionelectronics.com](http://competitionelectronics.com)



# ITALY'S WILD WEST REBELS

## Host AMERICAN INDEPENDENCE DAY SHOOT

By Mad Dog Biff Tannen, SASS #86924,  
and Palaver Pete, SASS Life/Regulator #4375

**B**rescia, Italy – Italian Cowboy Action Shooters have a saying that goes like this: *“Condividiamo la passione per il West, per la sua cultura, I suoi scenari, la sua storia, il cinema.”* TRANSLATION: *“We share your passion for the west; your culture, and your scenery, and the history and theatre.”* Writer’s comments: we know

our American readers are grateful for those sentiments! Our Italian SASS members have not only been faithful to the code, they are also attendees at some of our larger American shoots including Winter Range and END of TRAIL.

Over 80 Shooters from all over Europe and the United States, including Dr. George, SASS #5234, and Nurse Bobbi, SASS #20234, attended



Introducing the

# Team SASS Patriot Badge

Show your support with a Team SASS Patriot Badge!  
*CUSTOMIZED WITH YOUR ALIAS AND SASS NUMBER!*





\$100

## Order yours today!

SASS HEADQUARTERS  
215 COWBOY WAY, EDGEWOOD, NM 87015  
877-411-SASS OR 505-843-1320

PROCEEDS GO TOWARDS SUPPORTING  
THE SECOND AMENDMENT FOUNDATION  
GUN OWNERS OF AMERICA  
NATIONAL SHOOTING SPORTS FOUNDATION  
NATIONAL RIFLE ASSOCIATION



*As Dr. George demonstrates, when in Italy you need to enjoy food and drink as well as your shooting!*



*Co-author, Mad Dog Biff Tannen, SASS #86924, greets and escorts Dr. George and Nurse Bobbi around the Italian shooting range.*



readers are encouraged to visit the Wild West Website at: [www.wildwestrebels.com/](http://www.wildwestrebels.com/)

Members of the Wild West Rebels are more than pleased to assist American shooters in hotel/pensione arrangements, as well as providing advice for shipment of firearms and ammunition. At this point let the accompanying photos tell the ‘rest of the story,’ and while enjoying that, keep in mind Italian shooters take their eating as seriously as they do their shooting.

You're a Daisy if Ya do! 🤠



*Nurse Bobbi stands center stage to receive her Lady Silver Senior award.*

itors, Dr. George won the Cattle Baron Category, while Nurse Bobbi won the Ladies Silver Senior Category. Main Match Winner and top man was Pat Sidente, and top Lady competitor was Hunting Lady. For overall and category scores, and information about pending matches,

**Evil Roy Shooting School Group and Private Classes**

**Beginner to Expert Tailored to your needs.**

**Call for Appointment**



**EVIL ROY TRAINING DVD'S Thousands Sold! Handgun, Rifle, Shotgun, Gunhandling & Wild Bunch.**

Evil Roy has taught more National and World Champions than any other instructor in SASS History. His practical and logical approach to teaching is evident in these Videos as he guides both the beginner and seasoned shooter through the steps to be a better shooter.

# Evil Roy®

**Overall National & Overall World Champion**

**EVIL ROY CIMARRON PISTOL SALE \$620**

Race ready with checkered grips, tuned action, wide sights

**SPECIAL PACKAGE**

**MSRP \$1,878 – SALE \$1,575**

2 Evil Roy race ready pistols complete with Evil Roy or Holy Terror Holsters & Belt Rig  
Other package prices upon request on Ruger or Cimarron Firearms

**Shotguns**

Baikal Hammerless SxS  
.....Stock \$340 / Tuned \$480  
1878 Coach Gun 20"  
.....Stock \$550 / Tuned \$650

**1873 Rifles**

20" Short Rifle..... \$1125  
20" Deluxe Pistol Grip..... \$1200  
18" Saddle Rifle full Octagon..... \$1160  
18" TX Brushpopper Straight Stock.... \$1125  
18" TX Brushpopper Pistol Grip..... \$1200  
(1873's available Tuned & Short Stroked - See Website)

**1911's**

Several Makes & Models Available

**Full line — Mernickle Leather Dealer/Cimarron Firearms Dealer**  
**Contact Us for Best Prices Anywhere on Cimarron Firearms**

**970-385-4141**

**WWW.EVILROY.COM / EVILROY@EVILROY.COM**

**All prices plus S/H Prices subject to change**

**Great Deals on Cowboy Action and Modern Firearms**  
**See our Website for Firearms Listings**

**GUN PARTS AND ACCESSORIES SALES ARE NOW HANDLED BY ONLINE OUTPOST.**  
**PLEASE CONTACT TERRI AT [WWW.ONLINEOUTPOST.NET](http://WWW.ONLINEOUTPOST.NET) OR BY PHONE AT 970-259-7795.**

*With Evil Roy's encouragement and support, Terri will be expanding sales to include new and vintage products ranging from Cowboy Action Gun Parts to Native American and Western jewelry and collectables.*

ALL FIREARMS MUST BE SHIPPED TO AN FFL-CALL FOR DETAILS • ALL FIREARMS CAN BE SHIPPED DIRECTLY TO YOUR GUNSMITH OR WE WILL ARRANGE GUN SMITHING FOR YOU IF YOU WANT.

this year's Independence Day Shoot sponsored by the Wild West Rebels Cowboy Action Shooting™ Club from the Brescia District of Northern Italy. The Wild West Rebels reinforce the quotation expressed above annually by hosting this event as if it were Independence Day in Italy—an expression of appreciation for all the United States has done for Italy as well as all of Europe. Those who accuse Europeans (on a blanket basis) for a lack of gratitude for America's role in the liberation of Europe need to attend the next Italian Independence Day Shoot.

This Match was “action packed,” featuring three Warm-up Stages, 12 Main Match Stages, and 6 Wild Bunch Stages shot over a three day period. For those who enjoy Long Range, a 100,00 Meter event was offered, and after all that, a Posse Match, and finally a Shoot-off won by Lucky Doc. The Match was well organized and supervised by Match Director, Bill Masterson, SASS #71464. U.S. vis-



Rio Drifter, SASS #49244 and Tennessee Tall, SASS #49245

# SHOOTIN' OUR WAY ACROSS THE USA

By Rio Drifter, SASS #49244 & Tennessee Tall, SASS #49245

Okay - now we are in love with Oregon. The Spirit of the West met us in Eastern Oregon with snow-covered mountains, fields of wildflowers, and wild rivers coupled with towns tucked into the hills. By chance, we found Sumpter and Granite, had no idea there were active gold mines and real West towns along the National Historic Oregon

Trail. According to Oregon's Events Calendar, "The state where old meets new, and its residents are a curious bunch." We found Oregon's "curious bunch" to be delightful and helpful.

We've discovered if the roadside sign says "Road Closed Due to Snow," it wasn't left out by accident. That sign means you will find snow a foot to a foot and a half deep five miles up the road with blowing snow ahead. Stopped us in our tracks!

After a night spent in Wallowa-Whitman National Forest camped by a pond filled with fish,

frogs, and loads of birds, we enjoyed a fog shrouded drive into Ukiah, which was framed by a rainbow. Highway 244 into La Grande following Camas Creek and Grande Ronde River showed off trout streams too perfect for a post card. We saw elk herd after elk herd. Crossing Blue Mountains, the snow gauge of eight foot made us real proud we had

brought along our long Johns. Never saw so many beautiful Christmas trees. Scenery was incredible with names such as Bear Wallow, Burnt Coral Creek, Poverty Flats, Wild Horse, and Whiskey Creek. We wanted to ex-



**Competition Seating Die for Handgun & Straight Wall Rifle Cartridges**

**The Most Advanced Bullet Alignment Available!**

- UNIQUE SPRING LOADED SEATING STEM - guides the bullet all the way into the case while maintaining positive bullet-to-case alignment.
- ADJUSTABLE MICROMETER - simplifies setting, recording, and returning to a prior setting by simply "dialing it in".
- PROGRESSIVE PRESS COMPATIBILITY - longer die body threads and oversize die mouth to ease bullet and case entry.

Available For: 8MM Luger, 38 Super Auto, 38 Spl/357 Mag, 40 S&W/10MM Auto, 41 Mag, 44 Spl/44 Mag, 45 ACP, 45 Colt/454 Cas.J.

Straight Wall Rifle Cartridges: 38-40 Win, 38-55 Win, 40-65 Win, 44-40 Win, 45-70 Govt.

For more information and our catalog contact:

**REDDING**  
RELOADING EQUIPMENT

1089 Starr Road, Cortland, NY 13045  
(607) 753-3331 • FAX (607) 756-8445  
Visit our web site: [www.redding-reloading.com](http://www.redding-reloading.com)

"I wear Earthwalkers to shoot Cowboy Action matches. They look great and are very comfortable. I only have one regret. I should have ordered them a long time ago. If your feet hurt you cannot shoot well. Order Earthwalkers and you will look good, feel good and shoot good."

EVIL ROY

**EARTHWALKERS**  
Custom Boots

Comfort you can really stand on!  
Don't wait any longer!  
See our new web site and get your order in NOW!  
**www.EarthWalkers.biz**  
or 928 284 9705



for \$2.50 per night. Finally caved in and stayed at Emigrant Springs State Park since we needed to do serious cleaning and reorganizing of us and the motor home. Amenities at the price of quiet were within yards of I-84.

The Dry Gulch Desperados provided dry camping at their range complete with quail, rabbits, beautiful birds, bull snake, and a hot air balloon display at sunrise. We found the Dry Gulch Desperados to be a working club where everyone worked, including Pinto Annie, who was not shooting due to shoulder surgery. Set up was

plore everywhere. We visited Cove where every home had a garden, horses, cows, llamas, chickens, orchards, and immaculate yards and flowers. We had a quiet night at Bird Track Springs, Utmailla National Forest where your Golden Age Passport allows you to stay



fast and efficient. After shooting six of the best scenarios (written by Runamuck), club members hung around to help us put Oregon on our map as state #33.

Had a great day shooting with Transitman, SASS #5763, Omache Kid, SASS #5282, Shalako Tucker, SASS #27964, Pinto Annie, SASS #27966, De Shoot Kid, SASS #50225, Runamuck, SASS #49216, Wilkes, SASS #28702, Willy Killen, SASS #58087, Hey Grampa, SASS #60902, and Shot Z Lady, SASS #60903.

Hey Grampa and Shot Z Lady

invited us to spend the night at their house. They are two of the most diversely talented cowboys we have ever met. Their cherry and apple orchard and home should be featured in "Birds and Blooms" magazine. Left there with dried cherries, fresh cherries, and pictures of projects to keep us busy for years. Thank you Hey Grampa, Shot Z Lady, and the Dry Gulch Desperados.

Shootin' Our Way Across the USA with Washington state in our sights! 🐾



# PIONEER GUN WORKS

~SPECIALIZING IN MODEL 1873 & 1866 RIFLES & PARTS~

## COMPETITION PARTS



ALUMINUM CARRIERS



SHORT STROKE KITS



SPEED-SIGHTS



COIL MAINSPRING CONVERSION KITS



STAINLESS STEEL SPRINGS & FOLLOWERS



LIGHT WEIGHT FIRING PIN EXTENSIONS

VISIT OUR WEBSITE TO SEE OUR COMPLETE LINE OF COMPETITION PARTS

## COMPETITION READY RIFLES



ALL RIFLES COME EQUIPPED WITH:

ACTION JOB ~ SHORT STROKE KIT ~ ALUMINUM CARRIER  
STAINLESS STEEL MAGAZINE SPRING AND FOLLOWER  
SPEED-SIGHT FRONT SIGHT ~ SLIXPRINGS  
LIGHT WEIGHT FIRING PIN EXTENSION ~ LEATHER LEVER WRAP  
LONGER FIRING PIN WITH LIGHTWEIGHT SPRING

PRICED FROM  
**\$1395**

### ACTION WORK

RIFLES: UBERTI MODEL 66, 73 & MARLINS  
REVOLVERS: COLTS, CLONES, RUGERS  
SHOTGUNS: MOST DOUBLE BARRELS


JOE ALVES SR. ~ "WILL SHOOTEM" <----->

JOE ALVES JR. ~ "PORTUGY JOE"

541-515-6084 (Phone) ~ [www.pioneergunworks.com](http://www.pioneergunworks.com) ~ (FAX) 541-515-6998

2460 Harvest Lane ~ Springfield, OR 97477

VISIT US AT SASSNET.COM



# Alaska State WILD BUNCH™ Championship

May 18<sup>th</sup> and 19<sup>th</sup>, 2013

## Shootout at Moose Nugget Flats

By Little Nelchina, SASS #68078,  
and Tripod, SASS #57588

Pictures by Marshal Stone, SASS Life #53366,  
and Tequila Jack, SASS #91009

**B**irchwood, AK – As the Match Director for the Alaska 49ers State Wild Bunch™ Championship, Marshal Stone was well prepared for the match scheduled for May 18<sup>th</sup> and 19<sup>th</sup>. There were 10 stages over two days of competition ready to go, with lunches provided both days and a nice dinner on Saturday night with the awards ceremony set for Sunday afternoon. A number of club members came out Friday evening and set up all the stages. Thanks to our major sponsor, Action Target, the range was a beautiful site—a sea of black just waiting for the rounds to hit. It was a little chilly with rain and sleet, but no one thought too much of that. It's just normal Alaska springtime weather, after all.

Little Nelchina got several of

the shooters registered Friday evening and planned to return in the morning to finish. Manzanita Jack, SASS #84584, was loaded down with door prizes he wrangled from many sources, including Desperado Bullets, Unique Tek, Bullet Splat Jewelry, and several local businesses. Tequila Jack, SASS #91009, created all the name badges, so everyone would know who was who. Tripod and Lizzy Mae, SASS #92426, were ready to prepare and serve the meals for the weekend. Friday night came to a close with everyone, including several volunteers not named here but equally appreciated, heading home to rest before the morning competition.

Marshal Stone went to bed Friday night confident the Wild Bunch™ Championship Match was



Even with the snow in May, everyone had a great time at the Alaska State Wild Bunch Championship – Shootout at Moose Nugget Flats.

as ready as it could be. He climbed out of bed Saturday morning looking forward to a great day on the shooting range. Then he made his way to the front of his “covered wagon” and got a look outside. Despite all the planning, checking, and double-checking, there was one thing even Marshal Stone could not overcome—the weather. Mother Nature had dumped almost four inches of snow during the night and it was still coming down!

Several Cowboys and Cowgirls arrived ready to shoot despite the snow, but secretly hoping the match would be canceled for the day. As majority rules here, there was quite a discussion going on among the shooters. Could the match go on or should it be canceled for the day and try again Sunday? Several minutes into the discussion a lone figure was seen

making its way toward the group. It was hard to tell if this person was man or woman the way they were bundled up against the cold. When the apparition finally reached the group, it became clear it was the Cook, Tripod. She had only one thing to say—“I’m not cooking in this mess. You can shoot if you want, but there ain’t going to be no food!” She then turned and headed back to the warmth of her covered wagon. Everyone else headed home. Discussion over!

Sunday everyone woke up to a different world. The skies and the range were wonderfully free of snow. It was a little chilly. Okay, let’s face facts, it was downright cold, but the match could go on. Seventeen hardy competitors took to the range and the sound of bangs and clangs were soon heard. Everyone seemed to be shooting

**THE RANGE** 702 Indoor shoot, Steel targets. Shoot your own guns.

- Meet & Greet at D Bar J
- Rooms at the Plaza, on Fremont Street
- Awards Banquet Dec 4-8
- Shows & Shopping
- Cowboy Christmas & the NFR
- Sponsored by D Bar J Hat Company - 702.430.0681

For more information visit us at [COWBOYROUNDUPLASVEGAS.COM](http://COWBOYROUNDUPLASVEGAS.COM)





*Mother Nature didn't cooperate for a Saturday morning start of the Wild Bunch™ match! The cook made the call, and the match was started the next day.*

*Lizzy Mae goes after the bad guys!*



— Modern Winners —

1<sup>st</sup> – Taino, SASS #33670; 2<sup>nd</sup> – Doc Coles, SASS #1189; 3<sup>rd</sup> – Flaco Joe, SASS #83282

somewhat faster than normal. Again the weather had some influence on the speed the stages were completed. The faster you shot, the faster you could get back into your warm coat and gloves. By the time the lunch break rolled around, the temperature had gone up enough that the coats, gloves, and a few layers of extra clothing were coming off in a hurry. The one constant for the whole match was the good cheer coming from all the participants. The “He Haws,” “Good Job,” and “Way to Go” mixed with a lot of laughter and a few expletives could be heard even over the fast and furious shooting. The 2<sup>nd</sup> annual Alaska State Wild Bunch™ Championship match may have been off to a slow start, but it ended as an overall great match.



— Lady Traditional Winner —  
Lizzy Mae, SASS #92426



— Lady Modern Winner —  
Red Tornado



— Traditional Winners —

1<sup>st</sup> – Marshal Stone, SASS #53366; 2<sup>nd</sup> – Ruben Ryback, SASS #89756; 3<sup>rd</sup> – Dan O'Leary, SASS #26047

Dinner, door prizes, and awards were combined into an

event of their own once the range was cleared. Awards were presented to the top three shooters in each category.

When you plan your shooting schedule for the coming years, be sure to add the *Alaska State Wild Bunch™* match to that list. Along with loads of fun, good food, and a challenging match, we often throw in a little of the unexpected, like the weather for example.

If you would like more information or help with planning, visit the Alaska 49ers' website at: [Alaska49erspistolshooting.com](http://Alaska49erspistolshooting.com) or email our TG, Marshal Stone, at: [walling@mtaonline.net](mailto:walling@mtaonline.net).



— Overall Match Winners —  
Taino and Lizzy Mae.  
Congratulations!

## The Cooler Cowboy Shirt™

WICK DRY COOLING • WRINKLE FREE

*Cooler Than Cotton!*

*New Outlaw Stripe!*

**Wanted in 50 States  
And Several Countries**

**J. Hornaday  
DRY GOODS**

**Order Factory Direct**

[www.jhornaday.com](http://www.jhornaday.com) • 1-877-289-7384



*Aneeda Huginkiss,  
SASS #23798*

# REVENGE OF MONTEZUMA MOUNTED PRACTICE MATCH

June 14<sup>th</sup> – 16<sup>th</sup>, 2013

*By Aneeda Huginkiss, SASS #23798*

**C**ortez, CO – “END of TRAIL” was just around the corner and the “Revenge’s of Montezuma” Mounted Shooting Club needed to get ready. We dusted off our six shooters and our saddles and decided to have a practice in conjunction with the “Revenge of Montezuma” Action Shoot. We used to host a Mounted Shoot every year with the “Revenge,” but had to let it go because we couldn’t get anyone to come play with us!

This year with END of TRAIL being moved back a week, we could actually play and have time to pack for END of TRAIL! Woohoo! Soooooo ... we planned our FAMOUS four-wheeler match for Friday afternoon ... it’s the closest you can come to Mounted Shooting without riding a horse! I was driving the Quad-er-horse with my shooter riding behind me armed with one .45 Colt loaded with blanks. They shoot the first five balloons; then, they change guns



*Justa Huginkiss and  
her mom, Ivana Huginkiss.*

like a Mounted Shooter has to, (we have them put their gun on the top of a barrel and pick up their other gun) and then shoot the other five balloons. Fastest times win ... there are penalties for not popping the balloons ... five seconds each, and the rider tells me how fast or slow to go. There was some fierce competition between the Australians and the Germans for the title this year with Hawkshaw Fred, SASS Life #36811, trying valiantly to keep the good old USA in the game as well. When the dust had settled, KC Shot of Australia was declared the 2013 “Revenge of Montezuma” Quad-er-horse winner!

Saturday morning dawned clear and not too hot with a few cotton candy clouds floating in the bluest sky you ever saw ... if you haven’t seen a Colorado sky ... well, the blue is BLUE! We saddled up our ponies and strapped on our guns and headed down to the Revenger’s Arena for four stages of pure fun. The Huginkiss Sisters dug out some of our famous stages ... complete with snakes in the grass, balloons on barrels, and timers in the middle of the arena ... hey, it’s all about horsemanship, isn’t it?

Rico Star, SASS #34970, hadn’t shot in two years, and we talked him into coming to play with us. Helza Poppin’, SASS #63973, was



*Aneeda driving the Quad-er-horse four-wheeler  
in the famous Revenge match.*



*Helza Poppin helps set up a stage.*



*Helda Huginkiss on Tempest.*



*Aneeda Huginkiss (l) and Canyon Cowgirl warming up.*



*Another balloon bites the dust!*

want to miss the fun. We had a few Action Shooters come watch us and take pictures ... we started at 9:00 am, were done by NOON and had a great lunch provided by a local vendor that has helped us at our shoots for the last two years.

When the smoke cleared and the dust settled, we set up the Fastest Gun Competition we "borrowed" after seeing it done at Winger Range and the NM Territory Championship. Again those Australians and Germans were battling it out to see who would be named "Fastest Gun" at the "Revenge of Montezuma 2013." It was close, but no one could beat Australian Savage Sam, SASS #78935. He had a time of 2.88 seconds and was amazing to watch. I didn't know my guns could shoot that fast ... hope they don't expect that from me!

After all the shooting was done, we got gussied up and went to the "Revenge" Banquet. They were serving Beef or Chicken ... let's see ... BEEF of course for us! We dressed in our best ball gowns and had a great time rubbing elbows with all the Action Shooters. KC Shot bought us a couple of rounds to celebrate his win. Before the Banquet was over, we gave out awards and prizes for the Four Wheeler Match and the Fastest

recovering from shoulder surgery and couldn't shoot, but came to help with balloons ... she is quite a trooper ... she was even on a new horse she is training for Mounted Shooting! Thank goodness there was no rodeo.

Justa Huginkiss, SASS #95710, rode as did Ivana Huginkiss, SASS #95709 ... we talked her into shooting a few stages on Helda's horse, Tempest. Canyon Cowgirl, SASS #31074, came to help set balloons. She was training a new horse, too, so she didn't shoot, but she didn't



*Rico Star setting balloons.*

Gun Competition with a few hugs and kisses, of course.

Sunday was clear and not too windy ... boy we lucked out for our Practice Match, as usually it's HOT and WINDY! We had two more Huginkiss stages to shoot and then two Team Stages. We were going to start at 9:00 am, but the Action Shooters said they wanted to watch some Mounted Shooting, so we started at 10:00 am. We talked about doing an Extreme Team Stage, but everyone likes our Team Stages, so we stuck with them. One even had us put a gold bag on a barrel without it falling off ... we got done and were ready to wrap it up when several of the Australians came over and wanted to watch. Mounted Shooting isn't allowed in Australia, as the government

*(Continued on page 42)*



*Rico Star smoking the balloons!*



# THE NEVER ENDING RUNDOWN

*By Blue, SASS #9262*

We all join for the fun, never thinking of the hook it has. The Mounted Shooters always, making another run ... Boy this is just plain fun!

Can't say most people are having any more fun than me But that hook for a cowboy and a gun sure makes the liberals run,

Can't wait 'till the Lord tries the double crossover rundown

I hope it never ends ... strong ... weak ... strong ... weak ... damn the barrel turn ... Weak ... strong ... weak ... strong ... finish is just ahead. Set that record run.

Raised on horseback, reading Louis L'Amour, saw Hopalong Cassidy, and much much more ...

Now I can play with those cowboys who had so much fun. The Never Ending Rundown, I want to make one more run...!

**Not a Member yet? Join today!**  
 Call 877-411-7277 or  
 visit [www.sassnet.com](http://www.sassnet.com)

## SASS MOUNTED SHOOTERS

### GREAT WESTERN II "PONY EXPRESS" REVOLVERS

*AVAILABLE FOR IMMEDIATE DELIVERY TO YOUR FFL!*



**IN STOCK!**  
**\$719<sup>00</sup>**  
 Each

CHECKERED WALNUT EXPRESS GRIPS



CHECKERED WALNUT STANDARD GRIPS

- Stainless Steel
- 45 LC, 3 1/2" BBL
- Designed By A Mounted Shooter For Mounted Shooting Competition!
- Choice Of "Turned Down" Or Bisley Style Hammer

**.22 ACORN/.22 RAMSET BLANK CYLINDER CONVERTERS & AMMO**

These inserts easily convert your .45LC revolver to shoot .22 Acorn or .22 Ramset. Perfect for training! **MADE IN THE U.S.A!**

### HARTFORD MODEL 1892 CARBINE



.44MAG 16" BARREL LENGTH  
 STAINLESS STEEL FRAME & BARREL **\$550<sup>00</sup>**

**ORDER DESK (800) 430-1310** Ask for Debbie!



**E.M.F. Co., Inc.**  
 1900 E. Warner Ave., Suite 1-D, Santa Ana, California 92705

Fax: 949-756-0133  
[www.emf-company.com](http://www.emf-company.com)



**Captain George Baylor,  
SASS Life / Regulator #24287**



# DISPATCHES FROM CAMP BAYLOR

## ~ MULTI-SUBJECT COLUMN ~

### Bob Mernickle Signature Series Knives

**B**ob Mernickle of Mernickle Custom Holsters (Talkalot Bob, SASS #23160) is a guy with unlimited energy and apparently boundless creativity. Every time I see him, he excitedly tells me about some new product or improvement of an existing product. He had been telling me for a while he was working on a special knife. He called it “a Cowboy Action Shooter’s dream knife.” It had to be functional, but look really cool at the same time. He wanted it to be not only 100% American made, but also



*Bob Mernickle Signature Series knife in its presentation case.*



*A close up of the impressive engraving by Aspen Filly on the feather Damascus steel blade.*

made by people in SASS. This year at END of TRAIL he showed me one of the completed knives.

“I thought this might be a tall order, but found there was, in fact, everyone I needed to create this legacy knife.”

His first stop was Tom Hewitt aka Redwing, SASS #43324. They had been working together for some years, so they got together and started laying out patterns for the blade and the handle. After going through several patterns for both, they settled on a blade length of 7 1/2" and handle of 4 1/4" “The balance just felt good in the hand. Then came the material for the blade. This was relatively easy. We both felt if you want a cool collectable knife, the blade had to be Damascus. But, we took that one step further and went to a feather Damascus. This just expounded upon the style and cut of the knife blade itself. For the guard we chose a polished brass to show the offset between the blade and the handle.

*By Captain George Baylor, SASS Life / Regulator #24287*

It measures 3" across.” I will note the photographs do not do the Damascus justice, especially when converted to newsprint.

For the handle, after trying different thicknesses they settled on a thickness of 7/8" at its widest point through the middle of the grip. For the grip material they went to Raj at Eagle Grips.

“We chose a new material called Kirinite, which is a product developed by Eagle Grips and is taking the knife industry by storm. This new product is both impact rated, as well as temperature rated. And

has a beauty like you have never seen before.” In the words of Tom at Redwing Knives, “I cannot believe this material.”

They were going to laser etch the signature and logo on the blade, but due to its strength, they felt it would not do the knife justice. So they went to Aspen Filly, SASS #50535, to hand engrave it all.

“And a beautiful job she did. Aspen Filly also made mention this was one of the hardest steels she had worked with. In the end she worked with it, and it was flawless.” Again, the photographs do not do justice. The detail is superb.

A knife of this quality needed a presentation case up to the quality of the knife. They went to another SASS member, Chisum, SASS #95711, who happens to live in the same town as Bob. He made a number of prototypes and the final result will be shipped with each knife. Like the knife, each case is handmade and fit to the knife. The interior material was cut out by Bob’s daughter, Stormie, and is fit to each knife.

There will be only 50 of these knives produced and will be sold on a first come first served basis. Because each knife and case is handmade, the process will take about three months to complete. The price is \$1099.95, and Bob is taking reservations now.

### The 1895 Montgomery Wards Hatband

This year at Winter Range David and Janet at D Bar J Hats spent a lot of time convincing me I needed another hat. I had 15 cowboy hats already and live in a 40-foot motorhome. There is absolutely no more storage space for hats. The words “need” and “hats” do not belong in the same sentence for me. If anything, I need a 12-step program. But sometimes “Want” defeats “Need.” Anyway I ordered a Boss of the Plains in silverbelly with black



*An 1880s left-handed cowboy wearing a double buckle hatband with the buckle in front. This is not the Montgomery Wards hatband, but, of course, other double-buckle hatbands did exist.*

UniqueTek.com  
Products for Shooting, Reloading & Competitive Marksmen

### ARIZONA GUNSLINGER® PEPPER SAUCE

*The heat you can eat!*

A thick, rich pepper sauce that has the zing of a hot shootin' iron. Its great taste, however, makes it acceptable even to more sensitive taste buds. This savory blend adds distinctive flavor and zest to any dish.


Made in Arizona, USA using the finest natural ingredients!

**Available Flavors**

- Red Jalapeno
- Green Jalapeno
- Chipotle Habanero
- Habanero
- Habanero & Mango

**\$5.95/5oz bottle**

Available at:  
**UniqueTek, Inc.**  
Chandler, AZ  
Phone: 480-507-0866  
Email: info@uniquetek.com  
Web Sales: www.uniquetek.com  
Visit our web site and see all our unique products!



"The Mountaineer," #1027.

#1027 Cow Boys' Sombrero Hats, calfskin color leather bound, 2-inch leather embossed band; crown, 4 1/2, brim, 4 inches, weight, 10 ounces, sizes, 6 3/4 to 7 1/2.  
Each .....\$ 3.50  
Per dozen .....\$37.50

The 1895 Montgomery Wards Catalog sold a hat with a carved double buckle hatband.



100% beaver Boss of the Plains by D Bar J Hats, Silverbelly with black bound edge, and the 1895 Montgomery Wards Catalog hatband.

inches. Weight 10 ounces." It was priced at \$3.50, or \$37.50 per dozen. The drawing is a Boss of the Plains style. It has a striking tooled wide leather double buckle hatband. The tooling is shown in detail in the drawing, so a good leathersmith could duplicate the hatband. Some time back I had asked a really good leathersmith to make a hatband from that drawing, and he made a beautiful hatband, but it was his artistic interpretation, not the exact replica I wanted now.

I went looking through the vendors at Winter Range thinking maybe I could find one who, if I showed him a picture of that hatband, could duplicate it. I wandered into a first-time vendor at Winter Range, Watson's Hat Shop from Cave Creek, Arizona. Several hatbands were prominently displayed. Amazingly, the first one on the rack was the Montgomery Wards hatband. The young man who was watching the store did not know the price. I left my card and asked him to put the hatband aside and have the owner call me when he returned. This is not a good negotiating technique because now the seller knows you want it. Fortunately the price was reasonable at \$85. I gave the hatband to David, and a few weeks

later the hat arrived with the hatband mounted. I believe it completes my Boss of the Plains collection, at least until I have more room.

**Brim Flatteners**

Boss of the Plains hats and some other styles such as campaign hats leave the hatter with a flat brim. If you want the brim to remain flat, you have to work at it somewhat. D Bar J ships their flat brimmed hats in a box with a cardboard jig to keep them flat. If you have room, keeping the hat in the box will do a great job of keeping it flat. Unfortunately that is not an option for me. I made a plywood jig to flatten the brim. I didn't spend a lot of time on it. I started with two 2' x 2' pieces of plywood one 1/2" and the other 1/4". Using the cardboard from the hatbox jig as a pattern, I cut out a hole in the center of big enough to put the crown through, sanding the edges smooth. At the corners I drilled 1/4" holes and use 1/4" bolts, washers, and wing nuts to hold the two pieces together. It is serviceable, but not fancy. I only put a hat in the jig when it needs flattening. I will get it pliable with steam and keep it in the jig overnight. Even a 100% beaver hat will curl somewhat if you get it wet,

and rain does happen when we least expect it.

It isn't necessary to keep the brim flat, of course. Obviously from 19th century photographs we know cowboys wore hats with brims curled every way possible.

**Merchants**

Aspen Filly's Merchandise  
5573 Gray Street  
Arvada, CO 80002  
303-434-1204  
on Facebook at  
Aspen Filly's Merchandise

D Bar J Hats  
5960 Topaz Street  
Las Vegas, Nevada, 89120  
702-430-0681  
[dbarjhats@yahoo.com](mailto:dbarjhats@yahoo.com)

David Johnson:  
[dhatterman4287@yahoo.com](mailto:dhatterman4287@yahoo.com)

Eagle Grips  
460 Randy Road,  
Carol Stream, IL 60188,  
1-800-323-6144  
[eaglegrips@yahoo.com](mailto:eaglegrips@yahoo.com)  
[www.eaglegrips.com](http://www.eaglegrips.com)

Mernickle Custom Holsters  
1875 View Court  
Fernley, Nevada, USA 89408  
1-800-497-3166  
[sales@mernickleholsters.com](mailto:sales@mernickleholsters.com)  
[www.mernickleholsters.com](http://www.mernickleholsters.com)

Redwing Trading Company  
PO Box 221,  
Kimball, NE 69145  
308-235-7398 or 308-235-5306  
[redwing\\_trading@charter.net](mailto:redwing_trading@charter.net)  
[www.redwingtradingcompany.com](http://www.redwingtradingcompany.com)

Watson's Hat Shop  
6140 E. Cave Creek Road  
Cave Crook, Arizona 85331  
602-419-6436  
[watsonshatshop@gmail.com](mailto:watsonshatshop@gmail.com)  
[www.watsonshatshop.com](http://www.watsonshatshop.com)



The brim was curling after getting caught in the rain. After one night in the brim press, the brim is flat again.

trim. I already had five Boss of the Plains style hats. I justified it to myself by saying my favorite Boss of the Plains is black (well, actually charcoal, which is what black hats faded to in the 19th century), and it's awfully hot in the summer in the desert for a black/charcoal hat. Silverbelly is a very popular color in hats now, but originally silverbelly was what a natural beaver hat faded to after time in the sun. Now, from D Bar J, if you buy a 100% beaver hat in "natural beaver," it will be dyed to the color "natural beaver" so it stays "natural beaver." It makes a very striking hat color, but I already had a favorite hat in natural beaver.

With this hat I wanted a hatband that I've been trying to find for some years. The 1895 Montgomery Wards catalog had a hat called "The Mountaineer." The catalog description was "Cow Boy's Sombrero hats, calfskin color, leather bound, 2-inch leather embossed band, crown 4-1/2, brim 4



Brim press to flatten curling brims on flat-brimmed hats.

**OFF THE WALL**  
Gun Carts

7 Cart styles  
3 Species of wood  
7 Wheel options  
2 Wagons  
2 New Sheriffs Rack

E-mail: [gunther@guncarts.com](mailto:gunther@guncarts.com)  
[www.guncarts.com](http://www.guncarts.com)

Suited for the Rowdiest Cowboys & Cowgirls

224 N. Howard St.  
Greentown, Indiana 46936

Tel: (765) 628-2050  
Fax: (765) 628-1899

"The Ultimate Gun Cart for C.A.S."

Now a SASS Affiliated Merchant  
Gunther Cartwright  
SASS Life Member #20136

COWBOY ACTION SHOOTING GUNS AND ACCESSORIES!

WE BUY AND SELL GUNS PROUD SUPPORTER OF SASS

**LEGENDARY GUNS**  
of the Wall

QUALITY NEW, USED & ANTIQUE FIREARMS AND ACCESSORIES!

Large selection of ammunition, holsters, scopes, black powder accessories, books, cleaning equipment and more!

602-242-1195 [legendaryguns.com](http://legendaryguns.com)

Chances are we have something that just may "trip your trigger."



**11TH ANNUAL**

# SASS CONVENTION

And

## WILD WEST CHRISTMAS

In BRANSON Missouri!

### December 4 – 8, 2013

- ★ Territorial Governors Summit ★ Indoor Cowboy Action Match ★
- ★ Showboat Branson Belle Dinner Cruise ★
- ★ Book Signings, Special Appearances & Presentations ★

AT CHATEAU ON THE LAKE IN BRANSON, MISSOURI

**(877) 411-SASS** **WWW.SASSNET.COM**



**A One of a Kind  
SASS Convention  
Experience!**

In Branson,  
Missouri!

**Register  
by August 1st  
for a chance to  
win a Model  
1873 Rifle!**

**Retail Value \$1200**

# THE ONE AND ONLY CONVENTION DEDICATED TO SASS AND COWBOY ACTION SHOOTING™



Get Your Reservations at The CHATEAU ON THE LAKE  
Visit [sassnet.com/Convention/](http://sassnet.com/Convention/) and Enter Group Code: **122013SASS**



**FOR MORE INFORMATION OR TO REGISTER TODAY CONTACT US AT:**

**(877) 411-SASS**



**WWW.SASSNET.COM**



# WINCHESTER'S Elephant Gun The 70-150 Express

By Dog Eared Dan, SASS #42099

**I**t was nice to see Coyote Cap, SASS #14184, is paying tribute to probably the most enigmatic cartridge Winchester, or perhaps any United States ammunition company, ever manufactured. Not only has he and his family team done so much for Cowboy Action Shooting™ in general, they have supported SASS, and Regional, as well as state shoots as major sponsors. He has broken new ground with every update of antique weapons that were not meant to do what we ask of them on a weekly basis. Now, with his generous donation to SASS of a one-off Model 1901 Winchester able to chamber this cartridge, he has also introduced many shooters to this great and historic cartridge.

Having spent many years researching Winchester ammunition, the 70-150 Express is the top marker in more ways than one. The many reasons of why and when and what for are an interesting study unto themselves. This unique cartridge was the high point of the 1890-style cartridge board put out by Winchester. It was at the top of the peak of the W as laid out for the metallic cartridge display. As it was in this predominant place on a board, it was the first cartridge to be pirated off and sold to collectors. The history of this behemoth and its intended firearm is not to be trailed in any Company files, as most were destroyed over the years especially when the Olin family took over Winchester in the early 1930s.

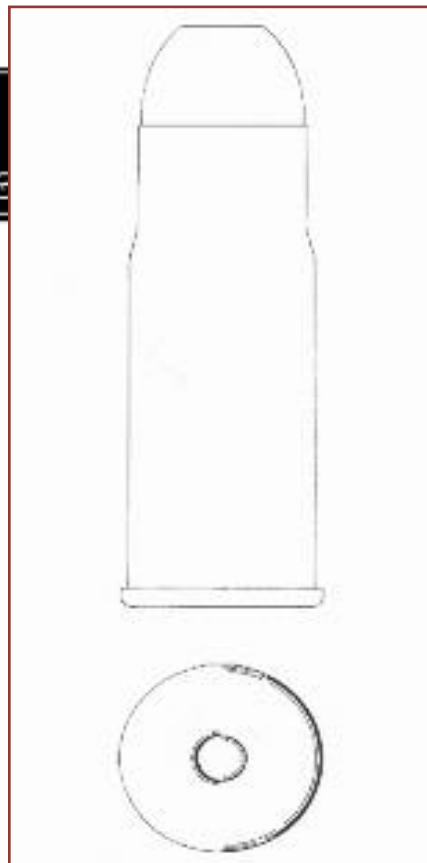
There is a trail of printed summations as to the reason for this cartridge and the weapon it was intended for in publications from the *American Rifleman* to *The Gun Report* and *Outdoor Life*. Writers and editors would say the 70-150 was: for display purposes only; for a specially

modified Model 1876 (not!); for a one-off Winchester Single Shot (complete retooling? Not!); and a special Winchester rifle for a friend of Teddy Roosevelt, H. L. Stimson. This was actually a 577 British caliber (not a 75 caliber in reference to the 70-150) Winchester Single Shot rifle.

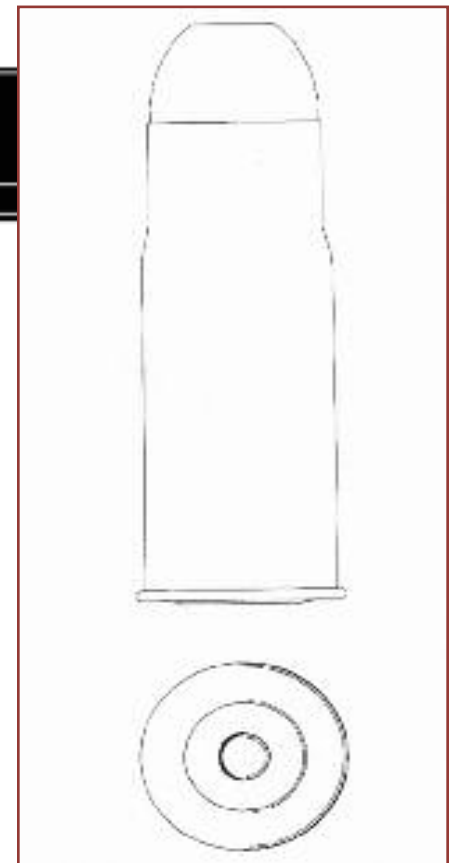
The first to be on the correct trail was the noted serviceman, cartridge and weapons expert, Colonel B. R. (Berk) Lewis in the September 1958 *Gun Report*. This is followed by George Madis in his groundbreaking work *The Winchester* book, then by Ron Stadt with his *Winchester Shotguns and Shotshells* book. Both of these works finally get the subject correct in that it was a (probably more than one) special Winchester Model 1887 shotgun. What made this firearm more incredible is that it employed "Ratchet Rifling," a British concept, near the muzzle in the normal choke bore area, to stabilize the projectile.

During the late 1930s when the Company was gearing up to celebrate their Diamond Jubilee, Edwin Pugsley, former Winchester Works Manager, asked many of the old timers for comments on the past history of the Company. Several of these 'old boys' had been there since the 1880s. Some of this information would go on to be used in Harold Williamson's *WINCHESTER. The Gun That Won The West*. One old timer told of "Winchester's Elephant Gun" and drew the cartridge for it (with dimensions) almost exact. This was the 70-150, basically a 12-gauge shell necked to full choke diameter.

Paul Foster, a former Winchester employee, in his *Winchester's Forgotten Cartridges*, from the *Gun Digest- 5th Edition* of 1952, gives the dimensions in inches for the thick rim 70-150 as: Rim diameter = .870; Body diameter = .805; Shoul-



**Winchester .50-170  
"Thick Rim"**



**Winchester .50-170  
"Thin Rim"**

der diameter = .790; Case length = 2.175. In his own personal notebook, Foster lists the cartridge as the "70-150-650" with the final number as the bullet weight. This number was done in the practice of the 19th Century to include bullet weight, and it was a rounded-off number as Foster, in another section of notes, includes "70-150 cartridge made in 1888, bullet 648 grains, empty shell weight [thick rim] 541 grains, [those] made from brass shot shells only weigh 361 grains." During his years at New Haven, several new primed empty shells and some bullets were discovered in a vault for sample cartridges. The lead bullets have a hollow point filled with a hollow copper tube stamped with an "X" to denote Express bullet. To his credit, Foster also notes this cartridge for the Model 1887.

Walter M. Bellemare who had over 40 years with Winchester from 1934 on and worked at both the New Haven and East Alton plants in ballistics, wrote of finding a cartridge sizing gage (factory spelling) with a new primed empty, thick rim shell for the 70-150 at the New Haven plant. Yet this gage was stamped "70-180 Express." This gage currently resides in the Winchester Arms Collection at the Buffalo Bill Historical Center in Cody, Wyoming. While not having this piece in hand, I have seen photographs of it and it is marked 70-180.

The 1890-style cartridge board that made the 70-150 so famous was not manufactured for just one year. It was made over a period of time until the time the next style of board was issued, the 1897-style board. This is proven out by the changes in the paper shot shells

shown on the 1890 boards. The original 70-150 offered was of the "thick rim" style, which has a solid head and heavy case walls. Because the boards were manufactured over an extended period, the supply of these shells was exhausted. Winchester then began to use their First Quality brass shell without a headstamp. These are the so-called 'thin rim' shells. Necked to the proper size, these will be found completely correct with Express bullet and wood spacer in place of the powder charge. Two mounting holes along one side of the casing allow for the mounting wire to be threaded through. The 70-150 became so popular and desired as a collectors item that by the late 1940s they were being faked in quantity using brass shotgun shells with the headstamps turned off. The quality of some of these is fairly good, yet the bullet profile is obviously incorrect when compared to an original. The original board dummy cartridges have sold for as high as \$2,000. The many variants of the fakes go for \$50 to \$150.

So, thanks to Coyote Cap, the world has been reintroduced to the famous "70-150 Winchester Express." Now I wonder how the recoil would have been ...

#### **Published material:**

Madis, George- *The Winchester Book*- Dallas, Texas, 1961  
Outdoor Life, Editors of- *The Story of American Hunting and Firearms* - McGraw-Hill Book Company, New York, 1959  
Stadt, Ronald W.- *Winchester Shotguns and Shotshells*- First Edition, Armory Publications. Tacoma, Washington, 1984

(Continued on next page)





# MATCH STATISTICS

## Let The Numbers Work For You

**T**he match is over. After a year of planning and countless hours of work, another annual match is in the books. But don't close that book too soon because the last chapter has yet to be written. Your match has a story to tell, and if you listen closely it will give insights on how to make changes that will make next year's match even better.

The best time to review a match is not long after breakdown. This is particularly true when analyzing the stages because it should be done while things are still fresh in your mind. There are simple items you need to write down like the need to replace a tired target or maybe a favorite prop needs some TLC. Feedback from the match (the good, the bad, and the ugly) needs to be discussed, but something many stage writers don't think to review are the statistics from the shooting match. Numbers like average stage times, misses, and procedures need to be reviewed and scrutinized. The enclosed table shows the shooting statistics of our June 2013 MA-CT-RI Championships. So let's see what these numbers have to say.

For informational purposes there were 140 shooters on 7 Posses with 20 shooters on each posse. Let's first look at the average stage times. Looking back on the match, there were no complaints about Posses having to wait for other Posses, which is backed up by all the stages running fairly close in average stage time. The four stages that had six shotgun knock-downs (versus only four) had the longer times (Stages 3, 4, 6, and 8),

By Appaloosa Amy, SASS #63949



Stage 4



Stage 10

Table A	Stage 1	Stage 2	Stage 3	Stage 4	Stage 5	Stage 6	Stage 7	Stage 8	Stage 9	Stage 10
Avg Stage Time	37.64	40.25	42.91	44.42	42.16	45.25	38.23	42.82	37.45	37.75
W Safety	0	0	1	3	0	0	0	0	1	1
Procedies	8	6	10	4	8	9	4	3	0	3
Misses	151	70	58	47	41	72	48	67	49	58

but it didn't cause any issues with the Posses running smoothly. Don't be afraid to throw in six shotgun here and there (or more); just be sure to have other things on that stage be "faster" like shooting order, as well as staging guns time and resetting the stage time.

The next stat is Minor Safeties, which should really be investigated. There were only five for the match and they were spread across four stages (Three were on our posse and were hulls left in shotguns). Sometimes poor stage design can cause safety issues such as poor quality rests or 170° issues, so try to find out what that statistic is telling you by talking to posse marshals post match.

The next statistic is irritating to anyone that gets one—Procedures (Ps). Look at how many there were for the match, and figure out the overall percentage (140 shooters X 10 Stages = 1,400 divided into the number of Ps which

were 42. 42 divided by 1,400 is 3%) Anything over 4% should raise a red flag. And any significant number of Ps on any one stage is another red flag. Looking at the Ps on the enclosed table, Stage 3 had considerably more than the other stages. Looking at Stage 3's stage instructions of "With first pistol engage the two pistol targets with 5 rounds NO TRIPLE TAPS; then with second pistol shooter's choice: either alternate on the two pistol targets or engage the large rifle square with 5 rounds." Again, I know on our posse we had two shooters repeat the first pistol instructions instead of alternating ... both shooters shot both pistols in alternating 2-2-1s. In hindsight, I should have had the first pistol be alternating with the option of the second pistol also be alternating or dumping five on the rifle target. The other Ps were spread over the other nine stages. Remember ... everyone hates Ps and many times stages can be tweaked ever so slightly to help folks avoid that dreaded 10 seconds.

The next statistic is the number of misses. Once more, I like knowing the overall percentage of misses in a match (140 X 10 stages X 20 pistol/rifle rounds per stage = 28,000 shots for the match). Divide the number of misses by the number of shots to get the overall miss percentage (608/28000 = 2.2%). Anything over 3% should have a stage writer making adjustments such as bigger targets or closer distances. Also reviewing where the misses happened is important.

Stage 1 at the Tri-State had 101 misses, 40 more than the average of 60 misses per stage. In review, the stage had six 16" targets (4 squares and 2 circles) that were first shot with the rifle (at about 11 to 12 yards); then the shooter moved up and shot them again with their revolvers (6 to 7 yards). If anything this stage sucked folks into cranking up the rifle, which I think accounts for many of the misses. Quite a few folks on our posse missed the circle targets with the rifle, and shooters had to be deliberate with the revolvers because the targets were spread out a bit and were not in your face close, but were still very hittable.

The Tri-State also had 26 clean shooters or 18% of shooters, a good number. Any number below 10% should have a stage writer reevaluating target size and placement. There were no Match DQs or Stage DQs. Any time there are DQs at a match, the stage writer should find out the circumstances because it could be an indicator of a flaw in stage or prop design that will not want to be repeated in the future.

The numbers of a match have a story to tell. They are worth reviewing and doing a little digging. They can provide insight that can only improve your match writing skills. And a well-written match sells itself. Match committees spend a ton of time before their event making sure it is all it can be. I encourage them to spend just a little time after the last round goes down range and the payoff will be a better match next year! 🍀

### Winchester's Elephant Gun ... (continued)

#### Periodicals

The American Rifleman- July, 1951

Gun Digest, 6<sup>th</sup> Edition – 1952

The Gun Report – September, 1958

The Gun Report – November, 1958

The Gun Report – March, 1980

**Personal correspondences, notes or memorandums not published:**

Bellemare, Walter M. – estate of former employee, Winchester-Western Division.

Foster, Paul S. – estate of former employee, Winchester-Western Division.

Henshaw, Thomas E. – former employee, Winchester-Western Division.

Miscellaneous – "The Pugsley Papers," a noted collection of his correspondences.

Drawings property of WCF Publications, Inc.

Copyright© WCF Publications, Inc. 2012 🍀



Tex and author, Joe Cannuck, shooting Wild Bunch at Winter Range 2012.

# A NEW TOY FOR COWBOYS

By Joe Cannuck, SASS #58702

I am a yearly Arizona snowbird from January to May. My choice of time and location positions me to shoot Winter Range—a world class “Cowboy toys” shooting event.

At the end of March this year, I also shot a match at Rio Salado called the Superstition Mountain Mystery 3 Gun—a world-class “modern toys” shooting event.

There I discovered the latest and greatest scatter gun target launcher for Cowboy Action. One of the stage ROs, Matthias Happ, owner of Black Sheep Manufactur-

ing, was approached by the local Range Master to solve a problem he was having with the “popper” activated clay pigeon flipper system. The clay pigeon flipper system that was being used in the shotgun and 3-gun matches was inconsistent in its target presentation for all shooters.

To make the matches fair to all shooters, it was necessary to have an activator that worked the same for all shooters. The old “flipper/tosser” system resulted in many “re-shoots” because of various malfunctions. Not an option at a large, highly competitive match with a tight shooting schedule.

Being an engineer, an inventor



Front and back views of the kicker. The “long arm” on the front is the trigger and the “flipper” is mounted on the back.

and a fabricator, Matt designed, built, and manufactured a popper activated vertical launching device, calling it the “Kicker.” The design criteria Matt had set for the kicker was Repeatability, Consistency, and Reliability.

This was accomplished by creating a mechanism similar to a single action firearm in design having a trigger, sear, and hammer, where the hammer system is regulated by a spring and not the force of pull (i.e., the popper providing the motor force). This means no matter the force exerted on the trigger system (popper falling), the clay will always present to the same height.

This differs from the “flipper/tosser” system in that the trigger

force does not directly relate to hammer force.

The spring activated “hammer” drives a “belt” of the kicker which traps, spins, and propels the clay pigeon upward in a consistent manner achieving the same path/height on every launch. The “belt” system also distributes the force of the “hammer” across half of the clay pigeon, thus reducing breakage.

Because the “bird” is given a spin during launch, it has gyroscopic stability and always faces the shooter. Reaching a fully adjustable height anywhere between 5 feet and 20+ feet, the “clay” pigeon has a predictable path, height, and dwell time at the apogee providing the same sight

**WWW.Western and Wildlife Wonders.Com**

Large Inventory! Custom Single Action Pistol Grips & Duds for the Working Cowboys of the 1800's by Teepee Creeper, #34829

8 styles of quality heavy molded holsters and 5 belt styles.

22 individually boxed Replica Badges w/brief history of each.

Single and Double Huckleberry's and Derringer Suspenders.

10 Styles of Spurs, 5 Styles Spur Straps

3 styles of quality Ponchos, various colors. Yes, Clint's style also.

3 styles Belt Buckles including Our Western Icon

Dusters, True Grit Jackets, Britches, Shirts, Suspenders, Scarves, much more.

Our Rooster Cogburn Vest along with other styles

Holster/Belt Combos, also check our Scabbards, Whips, etc.

Check us out. We have much, much more good cowboy stuff. Yes, even a Art Gallery!

Phone (509) 782-3018, for a free catalog info@westernandwildlifewonders.com

## Revenge Of Montezuma Mounted Practice Match

(Continued from page 35)

thinks it's too cruel to the horses there. So we shot the last team stage as a regular stage while Paddlewheel, SASS #92046, and his buddies videoed us so they could show everyone in Australia what Mounted Shooting was all about. Wow ... we're international stars ... or something!

We decided not to time the Practice Match 'cause we weren't winning anything anyway, and it's really all about the fun. So we

don't know who was the fastest, and no one won, but we had a great time, and everyone left with big smiles on their faces. We plan on doing another warm up Practice Match next year to get ready for END of TRAIL 2014. So if you want to have a good time and shoot some fun, interesting patterns ... come join us next June ... and warm up for END of TRAIL with the “Revenger's of Montezuma!” We promise, you will leave with a big smile on your face, too! 🤠



A typical Cowboy Action stage setup with the Kicker.



Consistency and controllability of presentation are key features of the Kicker. In this case the bird is set to be tossed 8 feet high in front of a 15-foot berm. Very nice!

picture for every shooter.

Fabrication is performed in a professional machine shop using CNC equipment. All parts are powder coated for durability. Sorry, it is already patented so, no home-made knock off's allowed!

Designed for IPSC 3 gunning, Matt has unknowingly invented the greatest ... Cowboy clay launcher since ... four holes fly buttons ...

Google <http://www.blacksheepmanufacturing.com/> and you will see what I am, talking about. A must have prop for any serious SASS Club. Don't be surprised to see them appear at all the big competitive matches in the next year. So, lead the herd ...

Custer Renegades  
State of Washington 🇺🇸



Shooter's view of the target. 18" by 24" steel plates shield the flipper/tosser units.



Front setup—each popper activates one kicker.

# If You Care About Accuracy, You Can't Afford to Shoot Anything Else!

John A. Taffin

Evil Roy (aka - Gene Pearcey)

Michael L. Venturino

Mike Detty

**Shoot The Real Silver Bullet®**  
Our exclusive silver alloy is 35% harder than ordinary lead bullets.  
Give us a call at 1-800-811-0548 or view the entire Laser-Cast® line up at [www.laser-cast.com](http://www.laser-cast.com)

Laser-Cast® and "Shoot The Real Silver Bullet"™ are registered trademarks of Oregon Trail Bullet Company. © 2012 by Oregon Trail Bullet Company. All rights reserved.



# HISTORY ON YOUR FACE

## Common Spectacle Styles Before, During, and After The Civil War 1835 – 1870

### Common Spectacle Lens Shapes

**T**he most visible characteristic of a pair of spectacles is the shape of the lens, this surrounded by the eye wire. The eye wire has an inside channel or groove to accommodate the edge of the lenses. The outside of the eye wire could be rounded or flat. Three lens shapes made up the overwhelming preponderance of spectacle frames during this period:

1. **Oval shaped spectacles.** From about 1810 through approximately 1830, the great majority of all spectacles used in America for vision correction had oval lenses. Styles rapidly changed during the 1830s, and by the end of the decade the sale of oblong and octagon shaped spectacles far exceeded that of oval spectacles. This remained so until the 1850s when oval spectacles began to come back into vogue. Dr. Henry W. Williams, writing in 1862, stated, "At present and for some time the prevailing fashion—and a most sensible one—has been a large oval or approaching to an oval form."<sup>7</sup> According to Cincinnati optician Walter Alden, writing in 1866, spectacle purchasers in the South and West preferred oval spectacles to oblong or octagon spectacles.<sup>8</sup> (In Alden's view, the "West" referred to what we think of as the mid-western states, i.e., Ohio, Illinois, Indiana, Michigan, Wisconsin, etc.). The oval shaped spectacle

### Part 2 of 4

By Alan R. McBrayer and Thomas F. Valenza



Source: *Evening Star* [Washington, D.C.], October 20, 1856.

predominated all other styles during the post Civil War period through the first World War.

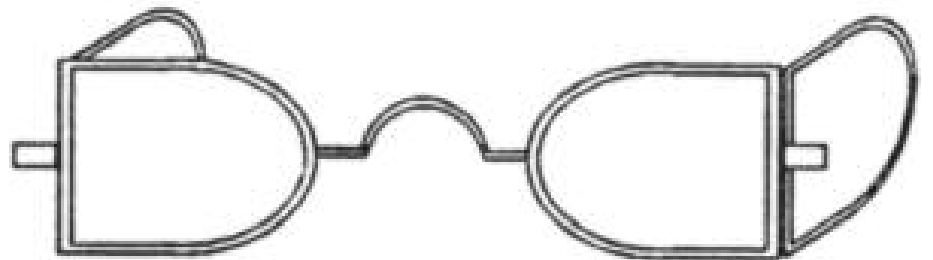
2. **Oblong shaped spectacles.** The oblong, or square shape became the most popular style by 1840, and remained popular through the 1860s. Illustrations in advertisements during this period use the oblong shape more than the oval or octagon shapes. Optician Walter Alden that the oblong and octagon styles were preferred to the oval styles in the East.<sup>8</sup> During the 1840s and 1850s, some examples of oblong shaped spectacles had sharper corners forming an almost true rectangle, as opposed to the more rounded corners of most examples. The use of oblong spectacles declined after the Civil War, largely replaced by ovals by the 1880s.

3. **Octagon shaped spectacles.** Advertisements in newspapers seeking the return of lost

spectacles verify the use of octagon spectacles in this country by 1817. Merchants in Baltimore sold octagon spectacles by 1825. Based on surviving examples and period photographs, octagon spectacles were more popular in America



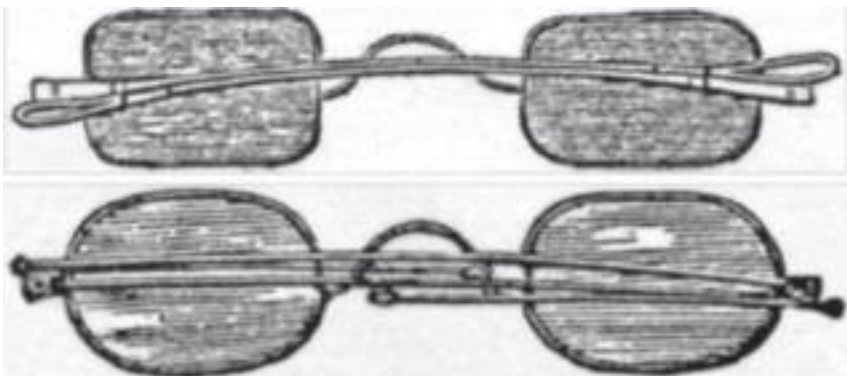
– Detail of CDV –  
Captain Thomas B. Griffith,  
3rd Massachusetts Volunteer  
Infantry, wearing steel wire  
D-Frames. Griffith was  
discharged June 26, 1863.  
(Author's collection).



Typical D-frame style.  
These were often made with steel wire or silver.

than in England or Europe. These tiny lenses were often derided as being too small, but they were still popular into the 1870s. American oculist James W. Powell wrote in 1847 "the octagon shaped lenses

that are so fashionable at present are certainly unnatural in shape; they are not at all to be recommended."<sup>9</sup> Oval spectacles gradually supplanted the octagon style by the 1880s.



Oblong spectacles could vary in shape. These examples are illustrated in the same catalogue. (Source: James Queen & Company Catalogue of Optical Instruments, 1871, pp. 6-7).



D-horseshoe spectacles in silver, with crank bridge and loop-slide temples. Marked "Pure Coin," denoting the use of coin silver for the frames. The owner probably hid an eye injury. (Author's collection).



Although not as common as the oval, oblong, or octagon styles, five other eye wire shapes deserve mention. Two are closely related. The “D” and “D-horseshoe” shaped frames had four glasses arranged in a “wrap-around” configuration. Both styles were worn throughout the period and into the early 20<sup>th</sup> century. Makers of these spectacles used practically every variation of frame materials, temple styles, and optic combinations.

The four-glass “wrap around” type of spectacles was not limited to the “D” and “D-horseshoe” shaped glasses. Oval, oblong, and octagon spectacles all were available with four lenses or glasses instead of two—often called “double-eyed spectacles.” The supplementary lenses swung to the side, like swinging a gate. These glasses had a variety of uses, depending on the intention of the manufacturer. Many were fitted with four flat colored glasses, to provide extra protection against light. Some four-lens spectacles served as bifocals—the front glasses worked for far sight with the supplementary lenses pivoted to the side. However, when swiveled inward on top of the front lenses, the superimposed optics converted these spectacles to close-up reading glasses. One unusual pair, when the front and supplementary optics were superimposed, far-sight spectacles became a non-magnifying pair of colored glasses. At other times, the supplementary sides held no glass at all, but instead had fine metal mesh, or fine green silk panels stretched on a frame, or solid panes of tortoiseshell—these combinations limited only by the imagination of the spectacle maker.

A style particularly popular in the Midwestern states were the pantoscopic spectacles. This “half-lens” design allowed the user needing spectacles only for reading or close-up work to look over the top of the frames. The glasses were tilted at an angle (rather than ver-

tically) so the user need simply shift their gaze downward to read books or examine documents. Pantoscopic frames replaced an earlier style known as pulpit or clerical spectacles. Both pulpit and pantoscopic styles were forerunners of today’s modern “half-eye.”

Finally, round lenses deserve mention. Despite the efforts of well-known English optician John Harrison Curtis that encouraged the general use of round lenses, they were rarely used in this country from around 1820 until the early 20<sup>th</sup> century because they were thought to be heavy and un-stylish. Exceptions were made for patients that required unusually thick lenses and for some types of protective eyewear.

Anyone could, and often did, have older pairs of spectacle frames refitted with updated lenses. Period photographs prove badly out-of-style spectacles continued in use for decades, especially by older Americans. This is still true today, although styles change more frequently than in the past. As for non-corrective colored lens spectacles, with no change of glass needed for optical reasons, an older pair of frames worked as well as a new pair, regardless of style considerations.

**Common Types of Spectacle Temples**

All spectacle frames, as opposed to eye-glasses (“pince nez”) are held to the face by the use of temples, also known as sidepieces,



*Illustration from a Civil War patriotic envelope.*




*Pantoscopic frames in gold, with crank bridge and band slide temples. Made by Lucius Moses, Indianapolis, Indiana, c1860.*

**Common Spectacle Temples on American-made Spectacle Frames, 1830 – 1870**



**– Sliding temples –**  
*Top – loop slide or Jack Downing (J. D.) slide. Appeared c1835; middle – band slide. In use by 1830; Bottom – wide or broad slide (modern collectors call these “pin-in-slot” or “tab-in-slot”). These can vary greatly in actual width.*



**Ladies’ or straight temple.**  
*Most Civil War and earlier examples have loops at the end.*



**Pivot or turn-pin temples.**  
*Often seen on blue steel or common steel wire spectacles.*



**Curl or hook temples.**  
*These are made from a single strand of blue or common steel wire. The “cable” type curl temples (made of fine twisted wire) are 1880s and later. Only used for myopic lenses or colored glasses from c1850 to about 1885.*

sidebars, or bows. Spectacle temples during the period are of four main types:

1. **Sliding temples.** These temples slide (or extend) to a longer length for wearing, and collapse to a shorter length for storage. There are three main styles of sliding temples:

– the loop slide (also called the “Jack Downing” or “J. D.” slide), this slide came into use between 1834 and 1837.<sup>10</sup>

– the band slide, this temple appeared by 1830.<sup>11</sup>

– the “wide,” “stout,” or “broad” sliding temple, referred to as the “pin-in-slot slider” by modern collectors. (The “pin” is actually a rivet). In use by about 1800, spectacles with this style temple could still be purchased into the early 1870s. Some were actually quite narrow, and some later versions were more appropriately termed a “tab-in-slot” sliding temple; a “tab” formed from one end of the movable temple piece was bent up through the slot, replacing the rivet.

*(Continued on page 46)*



## History On Your Face (pt. 2) ...

(Continued from page 45)

An uncommon temple variation has one section sliding into the other, much like the tubes on a telescope or spyglass. These spectacle temples are patented—one patent being an “improvement” upon the first.<sup>12</sup> A limited number of the later patent were manufactured during or after 1860.

2. **Ladies’ temples** (also called single joint temples). These began to appear by the early 1830s. Advertisements offered spectacles of a “light and convenient article, with single temples, for ladies’ wear,”<sup>13</sup> were quickly called ladies’ spectacles. These had single straight temples that reached past the tops of the ears.



Top: Green octagon silver spectacles, loop slides, crank bridge, by James Peters, Philadelphia. Bottom: Blue oval silver spectacles, band slides, scroll bridge, by Julius Rosendale, Philadelphia.



Typical steel wire spectacles c1850 – 1870.



Riding temple spectacles (Invisibles). Blue glasses, made of fine blued steel wire.

### Want More Shooting? Get some *USPSA Action!*



For More Information:  
[www.uspsa.org](http://www.uspsa.org)  
Or Call:  
(800) 995-5646



Take It To The Next Level . . .

You’re already a skilled SASS competitor. You hit what you aim at, and aren’t afraid to shoot under time pressure. Ever wonder what you could do with modern equipment? USPSA invites you to come find out.

USPSA’s specialty is pistol, but increasingly, we’re hosting rifle, pistol, and shotgun events — places where SASS shooters could show us a thing or two. No matter

where you go, the action is fast, the targets are (usually) big, and our volunteer clubs are among the very best. There’s a reason USPSA club shooters have long dominated the action pistol events, including Steel Challenge, IDPA, ICORE, and the Masters. — Come find out what our organization can do for you!



Gold ladies’ spectacles. Oblong lenses, ladies temples. Red Morocco leather case.



Close-up of the single pin joint found on inexpensive spectacles.



Same joint, from a different angle.



Examples of inexpensive spectacles made of brass and German silver. Top: Oval German silver spectacles with loop slide temples. The joints are the most common type, using a screw to hold the joint halves together, and a separate pin for the temple pivot. Bottom: Oblong brass spectacles, German silver bridge and loop slide temples. This is the other common joint of the period. The single screw holds together the joint halves and also serves as the temple pivot.




The most common type of spectacle joint, used for 150 years. A screw holds together the two halves of the joint. The temples are attached using a separate pin. This style of joint was used on silver, gold, steel, German silver, and plated spectacles.

Although referred to as “ladies’ spectacles” throughout the period, they were used by both sexes. The 1848 and 1856 catalogues of Benjamin Pike, Jr. said this type of temple had “single branches,” and they were “convenient for ladies—not disturbing the hair; and for gentlemen requiring expedition in placing them on.”<sup>14</sup>

**3. Pivot or turnpin temples.** Starting around the end of the 18th century, spectacle frames were made with pivoting temples. The popularity of this type of temple faded somewhat after about 1820, and judging from surviving examples were not as widely used in the United States as were sliding temples. The earlier examples were mounted on heavier frames of silver, brass, steel, horn, tortoiseshell, iron, and occasionally gold. Pivot temples did, however, remain a popular choice on frames of thin steel or iron wire.

**4. Single wire curl or hook temples.** Curl temples were first used on a very specific type of spectacle frame available by 1850.

These “invisibles” or “riding” spectacles had oval lenses, and were used by myopic (near-sighted) individuals. These were made of extremely fine steel wire, and there were grooves cut into the edges of the lenses to accommodate the eye wire frame. Today’s modern semi-rimless “logo” styles use this same technique, substituting nylon fishing line for fine wire. The curl (or



Some spectacle makers or retailers had their name and location stamped on their spectacle cases. Thomas Nowlan was a silversmith and jeweler located in Petersburg from 1848 – 1861. This case held an unmarked pair of silver octagon spectacles with band slide temples.



Source: *Sight and Hearing, How Preserved, and How Lost*, by J. Henry Clark, Scribner, 1856

hook) temples wrapped around the ears and firmly held the glasses close to the eyes. Although curl temples became very widely used in the latter part of the nineteenth century on all types of spectacle frames, only an extremely small number of these are Civil War period or earlier.

(Next Month ... Spectacles in the Civil War ...)

© 2012 Alan R. McBrayer & Thomas F. Valenza. All Rights Reserved

**Footnotes**

7. Williams, Henry W. *A Practical Guide to the Study of the Diseases of the Eye: Their Medical and Surgical Treatment*. Boston: Ticknor and Fields, 1862, p. 255).
8. Alden, Walter. *The Human Eye, Its Use and Abuse*. Cincinnati: Walter Alden, 1866, p. 104.
9. Powell, James W., *The Eye: Its Imperfections and Their Prevention*. New York: James W. Powell, 1847, p. 110.
10. McBrayer, Alan. “Narrow Slide Temples in America – Part One.” *Ophthalmic Antiques*, Number 106, January 2009, pp. 5 – 8.
11. McBrayer, Alan. “Narrow Slide Temples in America – Part Two.” *Ophthalmic Antiques*, Number 109, October 2009, pp. 11 – 12.
12. U. S. patent #1,174 issued June 18, 1839 to Joseph J. Low, and U.S. patent #27,359 issued March 6, 1860 to Edward W. Gordon and William H. Peckham (claimed as an improvement of the Low patent).
13. Advertisement of William S. Willis, *Evening Gazette* [Boston], October 26, 1833.
14. Pike, Benjamin, Jr. *Illustrated Descriptive Catalogue of Optical, Mathematical and Philosophical Instruments*, Vol. 1. New York: Benjamin Pike, 1856, p. 150).

Alan McBrayer is a long-time researcher and writer on style and use of spectacles in America. Email: [mcbraar@aol.com](mailto:mcbraar@aol.com).

Thomas Valenza (Tommy Specs, SASS #65251) is a 2nd generation optician and, with his wife, Doreen, own and operate The Historic Eye Wear Company. Web site:

[www.HistoricEyewearCompany.com](http://www.HistoricEyewearCompany.com)

All are members of the Ocular Heritage Society.

Web site:

[www.ocularheritagesociety.com](http://www.ocularheritagesociety.com).

{ COWBOY }  
FAST DRAW

REAL GUNS, REAL HOLSTERS,  
WITH WAX BULLETS

EVER WONDER HOW FAST YOU WOULD HAVE  
SHOT IN AN OLD WEST GUNFIGHT?



NOW YOU CAN  
FIND OUT!

Visit our website at  
[www.cowbofastdraw.com](http://www.cowbofastdraw.com)



JOIN TODAY!!!

Great Indoor/Outdoor Activity  
New Clubs Forming

COWBOY FAST DRAW  
ASSOCIATION  
P.O. Box 5  
Fernley, NV 89408  
775-575-1802

★ Dedicated to the Cowboy Way ★



**Cree Vicar Dave,  
SASS Life/Regulator #49907**



# CLASSY WALKING STICK

*By Cree Vicar Dave, SASS Life / Regulator #49907*

**A** walking stick is always a nice addition to a Cowboy Action Shooting™ participant's outfit. A few years back I wrote an article about the first walking stick con-



*I use a tubing cutter to mark and undercut the shaft so it can be shaped to accept coupling and tip. This makes a nice even line and helps keep the wood from splitting beyond the cut.*



*(left to right) Gold Tooth Dave and Cree Vicar Dave both sporting their "Classy Walking Stick." There is nothing like a handsome looking cane to set off an outfit.*

structed in my shop. There have been several compliments given about the cane at shooting matches and also when I carry it at other events. It has a silver one ounce coin connected to the top of the deer



*View showing handle fit to top of shaft. I use a little "DAP" Acrylic Latex Plus Silicone caulk when the final fit is made to increase strength and help keep the handle from unscrewing.*



*View showing tip installation. An appropriate hole size was drilled in the bottom of the shaft for the screw size being used. Then, a three cornered file was used to cut two or three cross marks in the screw end. This makes the screw act as a tap and there is less likelihood of splitting the wood. At this point in finishing the cane, the last thing anyone would want is to start making another shaft.*

## GREAT WESTERN II REVOLVERS

★★★★★ "THE BEST IN COWBOY GUNS!" ★★★★★

**GWII "CALIFORNIAN"**  
REGULAR: \$530  
SASS SPECIAL: \$460<sup>00</sup>

AVAILABLE IN:  
.357MAG, 44/40, 45LC

*EMF's 1873 Great Western II "Californian" is manufactured by F.LLI PIETTA in Italy. These guns feature hammer forged steel barrels and frames that are drop forged and then CNC machined. Additionally, they have wider rear and larger front sights for faster sight acquisition. Just like the original Colts, these revolvers have a firing pin in the hammer and casehardened frames. This combination of traditional aesthetics with the best modern technology makes the Great Western II the most sought after, durable and reliable single action revolver on the market today.*

**GWII "ALCHIMISTA"**  
REGULAR: \$610  
SASS SPECIAL: \$575<sup>00</sup>

AVAILABLE IN:  
.357MAG, 44/40, 45LC  
5 1/2" OR 7 1/2" BARREL

*Named the SASS Product of the Year in 2008, the "Alchimista" combines the traditional GWII 1873 frame with the 1850 Army Grip. It features a wider, set-back competition trigger and checkered walnut grips.*

**SAVE EVEN MORE ON OUR DINGS & DENTS  
ORDER DESK (800) 430-1310**

**E.M.F. Co., Inc.** Fax: 949-756-0133  
www.emf-company.com  
1900 E. Warner Ave., Suite 1-D, Santa Ana, California 92706

antler handle. The tip and the coupling (that joins the wood shaft to the antler handle) on this first cane were plated with solder to look like silver. At the time, I couldn't find any place around that did plating. As time passed, the solder lost its luster and turned dull.

While at our annual family Christmas party last December my nephew, Bruce, mentioned to me he had a small plating machine and that he could nickel plate the parts for my cane. That got me to thinking about refurbishing my cane. So, I removed the tip and coupling from the walking stick and put together a couple more tips and couplings and sent them to my nephew for plating. In the process, I remodeled my cane and built another one for my nephew and my boy, Gold Tooth Dave, who shoots with me at our club in Michigan, Sucker Creek Saddle & Gun Club. These walking

*(Continued on next page)*



*A little "DAP" Acrylic Latex Plus Silicone Crystal Clear caulk was used on all fittings. The reason I use this type "DAP" brand caulk is because it cleans up with water, dries very clear, is long lasting, and parts can usually be removed easily with care.*





*Roughed in cane shaft along side finished one. I aim at roughing in the shaft diameter size to around 1/16" over size and then sand to size (including bringing out the grain).*



*The wood shaft was sanded to size and the grain was brought out three times then a coat of "MINWAX" Golden Oak was applied, and it was left to dry. Then the wood shaft was given seven coats of "MINWAX" Antique Oil Finish, sanding with a Scotch Brite green pad in between coats. The antler handle was given a couple coats of Antique Oil Finish as well.*

### Classy Walking Stick ...

*(Continued from previous page)*  
sticks look like they walked right out of the 1800s. It says in **Proverbs 22:1 (NIV)**, "A good name is more desirable than great riches; to be esteemed is better than silver or gold."

Shiny Accoutrements are very impressive but integrity has much more worth.

To start with, a cane should be sized to your stature. When standing erect with your boots on, arms down at your side (hands not touching any guns), have someone measure from the floor to your wrist a

little above your hand. This is the optimum length. Some like to add an inch or so for comfort.

The coupling is a 3/4" copper pipe solder coupling. It is approximately 1" OD. The tip was made out of 1/2" copper pipe. One half inch copper pipe has a 5/8" OD. A long tapered drift was securely placed in a vice. A short piece of 1/2" copper pipe around 6" long was slipped over the drift, heated, and driven onto the drift until the end being expanded is around 3/4" OD, and then allowed to cool. After it was removed from the drift, the tip was cut with a tubing cutter to around 2" long. That makes the tip taper; 3/4" OD by 5/8" OD by 2" long. The bottom of the tip had a small piece of metal soldered inside it and then drilled and countersunk to accept a screw.

Next a stout piece of hardwood around 1.125" x 1.125" by around 38" or so long without any knots or other defects needs to be procured for a shaft. I used red oak because it has great looking grain, but mostly because that's the type of air-dried wood I have the most of. If air-dried wood is used it, should be at least three years old. The top of the shaft where it meets the handle was turned and sanded to 1" OD, and the bottom where it meets the top of the tip should be turned and sanded to the 3/4" OD size. (The length of the shaft must be kept in mind when turning the OD of the shaft)

Keep in mind how long the handle will be when calculating the length of the shaft. A tubing cutter

*(Continued on page 54)*

# GRAVER BILL'S BITS

By Graver Bill, SASS #62191



Graver Bill, SASS #62191

**W**ell folks this is our third column of tips and ideas about how to save money and better your shooting scores. I must say I need more cowboys and gals to send me your tips because I'm not getting the response I thought I would get.

(1) I know many of us shoot Rugers, and almost everyone who does changes out the factory hammer spring as part of their action job. Six String, SASS #22220, from the North Alabama Regulators saves the original factory springs and uses them for action jobs on Marlin lever guns.

(2) Toolman, SASS #86303, also from the North Alabama Regulators, says never underestimate the importance of dry firing at home. Handling your guns often will train your "muscle memory," thus making you faster and safer.

(3) I am a registered Nurse, and I was surprised by this next idea. Rufus Basset, SASS #72750, of the Kaskaskia Cowboys doesn't like listening to his wife grumble when she has a squib. He bought a cheap stethoscope and listens to each and every round to make sure they have powder in all of them. I might do that for a big championship match, but I'm not that energetic for every monthly match.

(4) I went through several "pick sticks" or "brass pickers" over the

years and most don't last long. That could be because everybody borrows mine. Anyway, in case you don't know, the best, most durable retrieving sticks are sold at medical supply stores or drugstores. My longer brass retrieving stick has more than paid for itself by reaching spent cases other shooters left behind.

(5) Used dryer sheets your wife throws away can be put in your brass tumbling media. Some say it makes the media last longer and cleans brass better.

(6) I've heard this last tip from several guys, but it is one of those things that is hard to do. Most of us young and old have been told all our lives to be "easy" and "careful" with our tools, machinery, and guns. I learned this the hard way due to my impatience and short fuse. I was bad to slam, beat, or throw my tools growing up. My dad was not amused. The point I'm making here is I've been told by several shooters to do just the opposite with my guns. Model '97s and lever guns should be racked and moved with power and authority. If you want to win, you can't be easy or timid with your guns like we were taught in the past.

Goodbye for now, pards, and keep sending your ideas and helpful hints to [BBRN@aol.com](mailto:BBRN@aol.com), or Billy Bates 2302 Winthrop DR., Decatur, AL 35603. 🐾



*The rubber tips were found at ACE Hardware. They come in assorted sizes. They also make rubber tips specifically for a cane, which might be a better fix.*

CIRCLE KB

Maker Brett Park

[www.circlekb.com](http://www.circlekb.com)

Custom Cowboy Gear

Get REAL Western

208-756-1873 Salmon, Idaho

# THE GREAT NOR'EASTER 2012

(Continued from page 1)

been on his best behavior.

Next on the "to do" list for Thursday was wandering among the multitude of campers arriving and setting up in what has to be the most boisterous, happiest, and best armed short term RV park in America. Catching up with old friends or making new ones is always easier when you're helping get that awning deployed, the welcome mat down, lawn chairs set



— The Top Gun Shoot-off final —  
Appaloosa Amy versus Grazer.

up, or ice into the cooler. Once you lightened your ammo cart by shooting, or your wallet by shopping, and worked up a sweat helping the homesteaders settle in, you could enjoy another fine aspect of the Nor'easter, the near "meat locker" level air conditioning in the clubhouse, ahhhhh.

Friday morning found the late arrivals rolling in and the start of serious shooting ... well, serious for some folks. Though we all like to shoot well, this Cowboy Action Shooting™ stuff is the only one I've ever participated in where fun and laughter far outweigh the seriousness of other disciplines. Regardless, after a welcome from

Match Director Capt. Morgan Rum, SASS #6859, and mandatory shooters' meeting, possess moved to their respective areas to start the match. If you haven't been to the Nor'easter, each day is spent in one of two areas, which thankfully means you don't have to haul your cart all over the place and back each day.

While stage one is set up on its own and allowed for a good bit of movement between guns, stages two through five are run on the turning target range with a common firing line in a fairly compact area. Lateral movement over shorter distances is the rule and the addition of the club's covered firing line meant shade for anyone not shooting or doing posse chores. Shade tents over the loading and unloading tables also provided shelter for these five challenging, fun stages. Madam, gambler, killer,

or accomplice ... shooters took their turn in the saloon, street, or stable to have it out with those who done 'em wrong or hinted they were about to.

Stages six through ten are held in the action shooting bays and allow the Nor'easter crew to stretch out some and take advantage of the additional space. This is where Capt. Morgan Rum, Chelsea Kid, SASS #47400, Vince Lobo, SASS #28366, Wild Bill Blackerby, SASS #34989, Callous Clyde, SASS #4677, and Deadhead, SASS #29768, among others get to go just plain nuts with big props. Big props? Yes BIG PROPS, like multiple car trains,



The .22 gallery event is popular on side event day.



Tommy Two Spurs sportin' his new shootin' irons and gun leather.

gun stores, shops, and ferry boats among others. If any of the shady ladies had owned a period correct 747, it's likely the crew at Pelham would have replicated it for the match. Happily, weather was never an issue, in contrast to other years, so while it was warm enough to keep you reaching for water from one of the numerous jugs of ice water, it wasn't hot enough to turn the bays into Easy Bake ovens.

Saturday, as is our tradition at the Nor'easter, we began the day with the National Day of the Cowboy presentation to remind us all of the history we remember and honor through this sport. Of course Saturday was topped off with the evening extravaganza wrangled by Ida Mae Holliday, SASS #48419, and Miss Delaney Bell, SASS #6860, again. How they get cowboys and cowgirls that much good food, get them to dress for dinner, maybe even shower and turn up event after event is beyond me. Silence usually follows the question if anyone wants to take over for them at our organizational meetings, which is high praise indeed.

Without question the best moment of the event came Saturday evening when a young gun shooter, a third generation shooter named Tommy Two Spurs, SASS #92043, son of Splinter Jack, SASS #47317, and grandson of Peddler Jack, SASS #18828, was called up in front of everyone for a little special attention. With Rootin' Tootin' Tim, SASS #57091, Appaloosa Amy, SASS #63949, and the fine folks from T-Star Leather waiting for him, a presentation was made that put about

the biggest smile ever seen on anyone's face on that little cowboy. Tommy has been shooting with us up here in New England for a couple of years starting with .22s and a .410 scattergun, but he has moved into center fire pistols/rifle. Watching him run a '73 or '97 while his Dad moves a crate from point to point so he can be "tall"



Doc Siverfinger winning the pistol accuracy side event.

enough to shoot from windows or fences is a treat. Cut down leather rigs and guns belonging to his Dad won't be an issue any longer, as he's got his own now.

A group of shooters who love this sport and make all of us proud with their generosity came together and made something special happen. Straw bossed by Rootin' Tootin' Tim, No Nonsense Nancy, SASS #57092, Appaloosa Amy, and Quaker Hill Bill, SASS #61021, among others, and supported by Jimmy Spurs Cowboy Gun Works and T-Star leather got the young cowboy "tooled up" with his own irons and leather. Splinter Jack thanked everyone involved though there must have been something in the air, as his eyes seemed to be leaking and his

CATHEDRAL BOOTS  
CAVALRY • OFFICER

1603 S. 1<sup>st</sup> St.  
Austin, TX 78704  
915.544.1855  
customerservice@caboots.com  
www.caboots.com

CABOOTS.COM

# SASS NEW ENGLAND Regional



*I see by your clothing that you're not from around here!*



*Appaloosa Amy and James Samuel Pike, 2012 New England Regional Champions.*



*— Overall male and female winners — Deuce Stevens and his wife, KJ Stevens!*

voice sounded kind of funny.

Sunday held more crowd favorites; the top gun shoot offs, where the top sixteen men and sixteen women compete against their gender leaving the top male and female to battle for the Top Gun award. There were also raffles and awards for all those cowboys and cowgirls good enough. Deserving shooters were presented with buckles designating them as a **“Wicked Good Shooter!”**

Congratulations to husband and wife team Deuce Stevens, SASS #55996, and KJ Stevens, SASS #62782, for their top overall titles. The titles of SASS New England Regional Champion went to Appaloosa Amy and James Samuel Pike, SASS #53331. Special thanks to all our loyal vendors, sponsors and the Cowboys and Cowgirls that support our event each year!

*(Continued on page 52)*



**THE GUN ENGRAVER** *Jim Downing*  
since 1979  
[www.thegunengraver.com](http://www.thegunengraver.com) 417.865.5953

# THE GREAT NOR'EASTER 2012

(Continued from page 51)



Winners			Category Champions			Side Matches			Side Matches					
<b>Overall Match Winners</b>			<i>La B-Western</i>			<i>Pocket Pistol – Accuracy</i>			<i>Single Shot – 200m – Blackpowder</i>					
Man	Deuce Stevens, SASS #55996	MI	Birdie Cage, SASS #32773	MA	Man	Just Plain Larry, SASS #13965	NY	Man	El Otro Doc	LA				
Lady	K. J. Stevens, SASS #62782	MI	<i>L Duelist</i>	Nantucket Dawn, SASS #15681	MA	<i>Main Match Pistol – Accuracy</i>	Man	Doc Silverfinger	MA	<i>Quigley Match Offhand – 200m</i>				
<b>Regional Champions</b>			<i>L Gunfighter</i>	Emma Goodcook, SASS #49743	VT	<i>Speed Shotgun Pump</i>	Man	James Samuel Pike	CT	Lady	Nanny Oakley, SASS #85920	RI		
Man	James Samuel Pike, SASS #53331	CT	<i>L F Cartridge</i>	Miss Delaney Belle, SASS #6860	NH	Man	K J Stevens	MI	<i>Lever Rifle - Rifle Caliber - 150m</i>	Man	Six Shot Steve	NH		
Lady	Appaloosa Amy, SASS #63949	CT	<i>L 49'er</i>	Crystal Creek Chris, SASS #64500	NH	Lady	Outlaw Jimmy Wales, SASS #49316	NY	<i>Lever Rifle - Pistol Caliber - 100m</i>	Man	Dutch Cassidy, SASS #5252	NY		
<b>Category Champions</b>			<i>Cowgirl</i>	KJ Stevens	MI	<i>Double</i>	Man	Nunica Kid, SASS #68464	MI	Lady	Ruby Rose Longshot, SASS #67697	PA		
<i>B-Western</i>	Capt. Morgan Rum, SASS #6859	NH	<i>L Wrangler</i>	Tessa Two Gunner, SASS #72924	MI	Lady	Ida Mae Holliday, SASS #48419	NH	<i>Pistol Wild Bill Hickok Shot – 75m</i>	Man	Nunica Kid	MI		
<i>C Cowboy</i>	Travis Spencer, SASS #59583	NY	<i>L Senior</i>	Avocatessa, SASS #67819	MA	<i>Junior</i>	Smoke N Ash	CAN	<i>The Squall</i>	Man	Deuce Stevens	MI		
<i>Cowboy</i>	Deuce Stevens	MI	<i>L S Duelist</i>	Tequila Sunshine, SASS #3984	NH	<i>Lever</i>	Single Action, SASS #30155	ME	Man	Hawley McCoy, SASS #59588	MI			
<i>Duelist</i>	Grazer, SASS #38845	MA	<i>Grande Dame</i>	Bonnie Dee, SASS #28413	MA	<i>Hammered Double</i>	Man	Just Plain Larry	NY	Lady	Outlaw Jimmy Wales	NY		
<i>Frontiersman</i>	Patchogue Mike, SASS #8626	NY	<i>Buckaroo</i>	Zachoria Spurs		Man	James Samuel Pike	CT	<i>Juniors</i>	Man	Penny Candy, SASS #89708	NH		
<i>F Cartridge</i>	Parson Delacroix, SASS #38863	MS	<i>L Young Guns</i>	Smoke N Ash, SASS #86017	CAN	Lady	K J Stevens	MI	<i>Plainsman</i>	Man	Patchogue Mike, SASS #8626	NY		
<i>F C Duelist</i>	Callous Clyde, SASS #4677	NH	<i>Young Guns</i>	Jersey Town Kid, SASS #88434	PA	<i>Shoot-offs</i>	Man	Jerseytown Kid	PA	<i>Wild Bunch</i>	Man	Dutch Cassidy	NY	
<i>F C Gunfighter</i>	Dead Head, SASS #29768	NH	<i>Wild West Sweethearts</i>	Appaloosa Amy	CT	<i>The Showdown</i>	Lady	Smoke N Ash	CAN	<i>Traditional</i>	Man	Pittsburg Mac, SASS #20796	MA	
<i>Gunfighter</i>	Red Cavanaugh, SASS #68971	VA	<i>Top Gun</i>	Grazer	MA	<i>Side Matches</i>	<i>Derringer – Speed</i>	Man	Jimmy Spurs, SASS #65014	NH	<i>Modern</i>	Man	Dancin Angel, SASS #53686	NJ
<i>49'er</i>	Doc Noper, SASS #65017	MI	<i>Side Matches</i>	Appaloosa Amy	CT	<i>Derringer – Accuracy</i>	Man	Kandi, SASS #88603	NY	<i>Trap</i>	Man	Doc Savage, SASS #76749	NH	
<i>Wrangler</i>	James Samuel Pike	CT	<i>Derringer – Accuracy</i>	Man	Jimmy Spurs	NH	<i>Speed Pistol</i>	Man	Smokey Sue		<i>Trap – BP</i>	Man	Ike Shotgun McCoy, SASS #4982	VT
<i>Senior</i>	Slo Mo, SASS #75599	MI	<i>Man</i>	Jimmy Spurs	NH	Lady	K J Stevens	MI	Lady	Jersey Town Kid	PA			
<i>S Duelist</i>	First Chance, SASS #76895	WA	<i>Lady</i>	Kandi	NY	<i>Juniors</i>	Man	Smoke N Ash	CAN	Man	Single Action	ME		
<i>S Gunfighter</i>	Chelsea Kid, SASS #47400	VT	<i>Man</i>	Jimmy Spurs	NH	<i>Blackpowder</i>	Man	Travis Spencer, SASS #59583	NY	<i>Duelist</i>	Man	Single Action	ME	
<i>S Senior</i>	Fly Rod, SASS #70309	MA	<i>Lady</i>	Kandi	NY	<i>Long Range</i>	Man	El Otro Doc, SASS #58695	LA	<i>Single Shot – 200m</i>	Man	El Otro Doc, SASS #58695	LA	
<i>E Statesman</i>	Rowdy Bill, SASS #9628	NY	<i>Man</i>	Doc Silverfinger, SASS #3444	MA	<i>Single Shot – 200m</i>	Lady	Tessa Two Gunner	MI	<i>Man</i>	Man	Davey the Kid, SASS #93994	ME	



# SASS NEW ENGLAND Regional



## Mernickle Holsters

Helping to create "World Champions" since 1975.



**The Wild Bunch**  
ERWB1REF1

ERWB1 REF1 starting from \$299.95 as pictured. Guns/mags not included.



**Quick Cal**

QC1 REF1 starting from \$399.95 as pictured. Guns/ammo not included.

**Holy Terror**

HT1 REF1 starting from \$399.00 as pictured. Guns not included.



**Evil Roy**  
ER1 REF1 Starting from \$399.95 as pictured.



**Mounted Cowboy**

MC1 REF1 \$379.95 as pictured. Guns not included.



**B Western**  
EB1 REF10 \$549.95 as pictured - Guns not included.

WWW.MERNICKLEHOLSTERS.COM

EMAIL: SALES@MERNICKLEHOLSTERS.COM

Phone: 1-800-497-3166

FAX: 775-575-3188

VISIT US AT SASSNET.COM



## Classy Walking Stick ...

*(Continued from page 49)*

was used to undercut the wood to the correct length and depth to accept the full length of the tip on the shaft bottom and half the length of the coupling at the shaft top. A correct sized hole was drilled in the bottom of the shaft to accept the screw that fastens the tip to the bottom. It's best to use a self-tapping screw so as not to expand the wood shaft causing it to crack. A small three-cornered file can be used to cross cut the screw threads at the screw tip to make it work like a tap. The top of the shaft has a 1/4"-20 x 1.250" threaded hole centered to accept a 1/4"-20 threaded rod that holds the deer antler to the top of the shaft.

The handle could be made of



*View showing the outside diameter of the coupling and tip bottom. The coupling is around 1" outside diameter. The tip is around 5/8" outside diameter at its bottom where the hole is drilled in it and around 3/4" outside diameter on the end that slips onto the wood shaft bottom.*



*Plated coupling at top and tip at bottom. The coupling is around 1-5/8" long (Made from a 3/4" copper pipe solder coupling) and the tip is around 2" long (Made from 1/2" copper pipe).*

wood, antler, etc. A deer antler drop was used here. I cut the brow tine off on the first cane I made, but left them on for the next ones. I thought it added character. An antler drop has a convex shape at the end where it falls off a deer's head in the winter. When choosing an antler, the size and shape should be considered. The convex shaped end should be acceptable for the top of the handle, and the sawed off end that fits into the top opening of the coupling should be around 1" or a little more. Always use eye and ear protection and especially a dust mask when working on wood and antlers. The antler can be filed, sanded, polished, and cut to length (around 4" to 5.5" long) or used "as is" for the cane handle. Or, a round metal object (like a silver coin) can be shaped to fit the convex of the



*The coin was made concave using a ball peen hammer and appropriate sized holes made in a piece of wood that holds the coin in place and at the same time allows the coin to be depressed to the form of the antler drop. The silver coin has a 1/4"-20 TPI X 5/8" long flat head brass machine screw soldered on center to its concave side. The antler drop end is drilled, tapped, and counter sunk on center at the correct angle to accept the coin screw. Some type of marking was used to show the high spots on antler; then it was filed down to assure correct fit. If coin is not wanted, the antler drop end can be filed, sanded, and polished smoothed.*



*View showing the separate cane parts at top and finished cane at bottom with rubber tip installed. When I made the first cane, at bottom, I cut the brow tine off and smoothed it over, but when the next one was being made, I thought the brow tine looked kind of neat, so I left it on.*

antler drop. Have a 1/4"-20 flat head brass machine screw silvered soldered to the concave side and affixed to the top of the antler handle.

Many silver coins have one side that has no writing in the center; I used this side for the top. Alias and/or badge number can be placed on the coin. The antler handle was cut to length (around 5" long) and made to align to the wood shaft. If a metal coin is used for the top of the handle, place centered 1/4"-20 threaded counter sunk hole in the top to accept the brass screw silver-soldered to the coin. The end of the antler that was cut was shaped to fit inside the coupling to meet the top of the wood shaft. A 1/4"-20 around 1.230" deep threaded hole centered is placed in the end of the antler handle that fits into the coupling. A 1/4"-20 threads per inch threaded rod should be cut to proper length to connect the handle to the shaft.

I brought out the grain on the wood shaft three times and then stained it with MINWAX Golden Oak stain. Then, the wood was given seven thin coats of MINWAX Antique Oil Finish and sanded between coats with a Scotch Brite green pad. The antler was given a couple coats of MINWAX Antique

Oil Finish to seal it.

After the tip and coupling were plated, the walking stick was assembled using a little "DAP," Crystal Clear, Acrylic Latex Caulk Plus Silicone caulk inside the tip, coupling, on the threads, and the coin. The coin center can have something etched on it, then polished. I inscribed my SASS alias and number on the coin with an electric engraver using magnifier head strap jeweler glasses. Then 3M WE-TORDRY car sand paper was used to smooth the center of the coin, starting with around 200 grit and ending with around 1500 grit. Silver polish was used to make it shine. A rubber tip was placed on the bottom of the tip (with a little caulk) to help keep the cane from slipping on the floor.

The finished walking sticks look very impressive, if I do say so myself. If made properly, they will hold with sound integrity. Genesis 47:31b NIV says "...and Israel worshiped as he leaned on the top of his staff."

Always follow all safety rules while using power and hand tools. And remember to use safety glasses, ear protection, and dust masks as needed.

[creevicardave@hotmail.com](mailto:creevicardave@hotmail.com)  
[www.sucker creek.org](http://www.sucker creek.org)



*The tip was made out of 1/2" copper pipe (5/8" outside diameter). A long tapered drift was firmly secured in a vise and a short piece of the copper pipe was slipped over it, heated, and tapped onto drift until the outside diameter was around 3/4" for the top end. Then the pipe was cut to around 2" long. A brass patch was soldered into the inside bottom of the tip and a hole was drilled in it to fit the size of screw that was used to hold the tip onto the shaft. An appropriate sized washer could also be soldered in. The coupling is around 1-5/8" long and was made from a 3/4" copper pipe solder coupling that is around 1" outside diameter. Next, they were plated.*



*World famous holster maker, John Bianchi, at his work bench.*

# GUNLEATHER FOR YOU AND ONLY YOU

## Bianchi's Law Says So!

*By Janny Ringo, SASS #85782*

**A** hand-built holster rig accurately tailored to your body, your gun, and your shooting style looks great and provides a real range advantage. Unfortunately, the wait

time from most makers for such an ideal rig is several months. A ready-made or semi-custom rig may look snazzy and be speedily available, but won't offer much advantage in comfort or function. In a

truly proper gun rig, you want all the same things you need for SASS shooting: accuracy, looks, and speed.

John Bianchi knows this. Arguably the most famous and demonstrably the most influential holster designer in the world, during the 55 years he's been pioneering holster designs that have become standard-setters industry wide, from law enforcement and

concealed-carry needs to the U.S. military, he's also created Old West-style rigs for John Wayne, Roy Rogers, James Arness, and countless other Western legends.

*(Continued on page 57)*

*John Bianchi's*  
Over 50 years of Excellence

# FRONTIER GUNLEATHER

Voted Best Gunleather  
True West Magazine!

**Gunfighter Special**  
Model #1881

**Nuevo Laredo**  
Model #104N

**Duke Special**  
Model #100

**Texas Ranger**  
Model #1910-SA

**Texas Ranger**  
Model #1910-DA

**Texas Ranger**  
Model #1910-WB

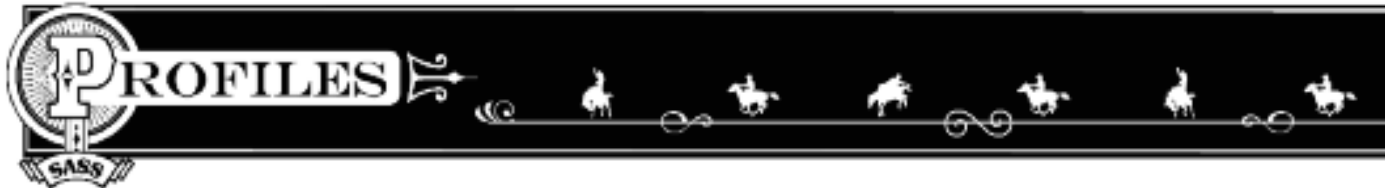
**Cross Draw Available**  
For All Models!

**S.A.S.S. Members**  
Mention this ad and get \$25  
off your order of \$100 or more.

Call for full color Catalog,  
Many more models to choose from

**FrontierGunleather.com**

**1-877-877-4704**



# What the Second Amendment Means to Me

By Appaloosa Alex, SASS #73401

I grew up loving historical fiction of all sorts, and for a time I was infatuated with the Revolutionary War-era novels by Ann Rinaldi. I always felt myself a little bit distant from her strong female main characters—I've never considered myself a particularly outspoken person, and I certainly wasn't going through the same emotional or physical trauma as they were. But in reality, I suppose I'm not too different from them. If I had to fight to do what I love, or what's right, I would not hesitate. I would gladly lay down my life defending country and family. Because of the Second


Amendment, I have the benefits of freedom, proudly protected for me by my forebears and peers.

That's what the Second Amendment means to me: the ability to fight for who I am and what I love. Not just who I am, and what I love, but what "we the people" want and deserve. Being a member of a nation like the United States means being part of something larger than yourself, and being willing to stand up for the tenets written in our Constitution. We are a free people who honor those freedoms—speech, religion, opinion, suffrage. The freedoms to parade down the street on a Tuesday, to ride a

horse, to backpack up the Appalachian Trail. These freedoms were won, not just with the witty commentary of men like Benjamin Franklin and Thomas Paine, but with the lead of militia. If ever the government decided to declare itself supreme decision maker and refuse to listen to her citizens, we would have the ability to regain our freedoms for ourselves.

Of course, I love the luxuries afforded me by the United States Constitution and the Bill of Rights. I participate as actively as I can in SASS. I am Jewish, but I do not criticize my friends for being Christian, nor do they criticize me for my beliefs. I currently attend a public boarding school for math and science, pursuing education that women never could have dreamed of before the progress brave women like Susan B. Anthony and Lucretia Mott fought for. I have a stable home, two parents who love me, a sister (Quaking Aspen, SASS #73402), two lovable mutts, and a fluffy cat. I feel comfortable walking down the street outside my house because I know I am protected by the rights of every able-bodied citizen, male and female, to bear arms.

It's been years since I've read anything by Ann Rinaldi, and I don't reflect on my freedom every time I pick up a historical fiction novel. But I should. It's because of the free spirits of brave men and women, embodied on the pages I'm holding, who have given me the opportunities to express myself today. I rely on the Consti-



Appaloosa Alex, SASS #73401

tution, and especially the Second Amendment, to give me freedom. However, I know that I participate in shaping my own future—and for that again, I am grateful to the Second Amendment and our Bill of Rights. Without the ability to defend ourselves against tyranny, we cannot defend ourselves.

(2013-14 SASS Scholarship recipient Appaloosa Alex aka Alexandra Golden is from Clover, SC. She shoots with the Carolina Roughriders in Charlotte, NC and the Gunpowder Creek Regulators in Lenoir, NC. She began attending SASS matches in the third grade with her father, Scruffy Smiley, SASS #17388. She is attending the University of South Carolina pursuing a double major in anthropology and biological sciences, and eventually working toward a PhD in evolutionary biology or paleoarcheology.)

**Attention Cowboy Action Shooters!**

Loaded Ammo  
Smokeless  
Black Powder  
Cowboy

Holsters & Belts

Guns

**Over 8,000 items**  
World's Widest Selection Available

Cast Bullets

Swiss & Scheutzen  
Black Powder

Classic Era  
Cartridge  
Boxes

Cowboy  
Clothing

Serving Shooters  
Since 1990

1-208-263-6953 WWW.BUFFALOARMS.COM  
M-F 8-4:30 PST Catalog \$5 660 Vermeer Court, Ponderay, ID 83852

## Advertise in The Cowboy Chronicle

**Contact:**

**BUTTERCUP**  
Advertising Manager  
505-843-1320 • Cell: (505) 459-0390  
buttercup@sassnet.com

**PRAIRIE MARY**  
Advertising Sales  
(505) 249-3573  
mary@sassnet.com





**Cree Vicar Dave,  
SASS Life/Regulator #49907**

# A True SASS Cowboy

## ~ LUCKY LENNIE ~

*By Cree Vicar Dave, SASS Life/Regulator #49907*

**C**owboy Action Shooting™ is very unique. Not many sports have the friendly, helpful camaraderie that we experience. Cowpokes advise, instruct, and loan equipment to competitors who could very well edge them out at the end of the day. Generosity abounds in Cowboy Action.

One such helpful Cowboy is Lucky Lennie, SASS Life/Regulator #22244. Lennie started participating in Cowboy Action Shooting™ in 1997 and joined

SASS shortly thereafter. Not one to let grass grow under his feet, Len has covered a lot of ground. So far he has shot in twenty-three states from Michigan to Florida and from New Hampshire to Arizona. Amongst his travels he has bagged several awards. Some of them include: Regional Shoots at Guns of August, Nor Easter, and Mason Dixon. Three times 2nd place at Winter Range. Two times 2nd place at END of TRAIL. Plus he has several State Shoot wins under his belt. He was one of the early SASS RO-I & RO-II Instructors in Michigan.

Lucky Lennie is also a staunch promoter of Cowboy Action Shooting™. He has helped promote various clubs, previously

served as a Territorial Governor, has traveled around the Country teaching RO-I and RO-II classes and in 2004 was made a SASS Regulator. I met Lennie in 2002 while taking a RO-II class he taught. Since then he has been one of my main Cowboy Action mentors. And not only me, but with his well-rounded knowledge of guns, gadgets, gear, and getups, he has helped several Cowpokes over a good number of years. It says in Proverbs 27:17 NRSV, “Iron sharpens iron, and one person sharpens the wits of another.” Lennie has honed the skills of a good number of Cowpokes.

Therefore I would like to nominate Lucky Lennie to the prestigious position of “A True SASS Cowboy.”

Hope ta see ya on the trail.

God bless,  
[creevicardave@hotmail.com](mailto:creevicardave@hotmail.com)  
[www.suckercreek.org](http://www.suckercreek.org)

**Photos by:**  
TinType Charlie  
The Vicar’s Wife 🐾



**Lucky Lennie, SASS  
Life/Regulator #22244**

### Gunleather For You And Only You ...

*(Continued from page 55)*

rig from his Frontier Gunleather, not only will you get the most carefully fitted, top-quality custom-built rig possible made especially and only for you, but because of Bianchi’s long years of holster-making experience, you’ll likely have it in your hands in three weeks or less.

And while you may not realize it until later, your premium full-grain leather rig is an heirloom quality collectible, made (and signed, if you request) by the American legend known as “the Godfather of Gunleather.”

Frontier Gunleather belts are created around accurate hip and waist measurements. The holsters are wet-molded to the specific gun model and barrel length being used; more than 150 aluminum molds or real guns in the Frontier Gunleather shop, ranging from Rugers to Blackhawks to Colts, are used solely for that purpose. The

rig fits the shooter’s body extremely comfortably, with sidearms located at just the right spot for the shooter’s build. The form-fitted holsters make it so you can get a firing grip as soon as you reach for your gun, pull and replace it with ease, yet be confident it will stay securely in place as you rush from one end of the shooting stage to the other.

“We follow Bianchi’s Law—the doctrine of incorporating the relationship of the gun to the holster and the holster to the shooter in our designs,” says master craftsman, Matt Whitaker, General Manager at Frontier Gunleather and longtime SASS competitor, Kid Cavalier, SASS #35602. “I think it’s why we have so many repeat customers. No one matches us in quality, reliability, and expertise. In my opinion, you have to shoot regularly to build holsters well. It takes a shooter to know a shooter’s needs.”



**NEW from the  
SASS Mercantile..  
The Patriot  
Badge Holder.  
Now Only \$24.95**



# MARINO LEYBA was

# THE SANDIA MOUNTAIN DESPERADO

**I**n October 1880, Col. Charles Potter, stepson of Rhode Island Governor Charles Van Zandt, came to New Mexico and was staying with friends in Albuquerque. Potter was researching local mining statistics for the 1880 U.S. Census and left one morning to investigate the mining districts in the mountains east of Albuquerque. He was

never heard from again. A relative, Ferdinand S. Van Zandt, came to town in December and began retracing Potter's steps. In Tijeras, he learned Potter had been seen heading north towards Golden, but the trail went cold.

The following month, Potter's gold watch turned up at Basye's Jewelry store in Albuquerque. Bernalillo County Sheriff Perfecto

By J. A. Ueckert

Armijo learned it was Pantaleón Miera who had hocked the watch and set out to arrest him, but mysteriously, Miera had been lynched in Bernalillo just days earlier. Then Armijo got a tip that Escolástico Perea in Isleta had been talking about Potter, so Perea was brought in for questioning. He led the sheriff to a spot 12 miles north of Tijeras where they found the bodies of Potter and his horse. Although Perea said he didn't have anything to do with the killing, he named Miera, Marino Leyba, Miguel Barrera, Faustino Gutierrez, and another man known as California Joe.

Leyba, known as "The Sandia Mountain Desperado," Barrera, and California Joe all lived in the San Antonito area (East Mountains). Leyba was raised by his grandfather in a house behind where the Señor de Mapimí Mission Church would be built in 1885. Barrera and California Joe were arrested and put in the county jail in Albuquerque with Perea. The three of them were lynched sometime that night.

On February 24, deputies found Faustino Gutierrez near Chilili, and he was jailed—and found lynched the next morning with a note: "Hanged by the 601 — Assassin of Col. Potter." The meaning of "the 601" has remained a mystery.

Out of six alleged murderers, five of them had been lynched. Sheriff Armijo's attention now turned to the remaining suspect—Marino Leyba, whom Armijo heard was in Puerto de Luna.

Just two months earlier, Lincoln County Sheriff Pat Garrett was in Puerto de Luna and had a run-in with Leyba, who walked up to Garrett and began ranting, according to Garrett, that he would like to see any damned gringo arrest him. "I told him to go away and not annoy me. He went out on the porch, where he continued in a tirade of abuse. With an oath, he raised his left arm in a threaten-

ing manner," Garrett reportedly said. "I slapped him off the porch. He landed on his feet, drew his pistol and fired without effect. My pistol went off prematurely, the ball striking at his feet—the second shot went through his shoulder, when he turned and ran, firing back as he went."

Garrett had stated Leyba was the "quickest man with a six-shooter" he had ever seen. William H. Bonney, in Garrett's estimation, was only average, however, former lawman and East Mountain historian Tom Herrera once said Leyba and Bonney met in a Golden saloon where the "Kid" outdrew Leyba, took his horse, and sent him home on a mule.

On March 15, 1881, a Bernalillo County deputy captured Leyba in Puerto de Luna and took him to the San Miguel County jail. Although Armijo wanted to bring Leyba to Albuquerque to stand trial for the murder of Col. Potter, the grand jury could not indict him because there were no witnesses left; they'd all been lynched.

On August 19, 1881, Leyba was tried for the attempted murder of Garrett, found guilty and fined \$80. He was also found guilty of horse theft and sentenced to seven years in prison. Leyba was released in 1886 and in short time, was wanted for the brutal murder of two shepherders near Estancia.

Although official reports stated Leyba was shot and killed by two Santa Fe County deputies near the spot where Col. Potter was murdered, a local story related by the late Bob Audette said Leyba was met on the way back to his place at La Madera by local vigilantes, four of whom were concealed in the back of a wagon going down the draw.

The wagon driver, meeting Leyba, said hello and exchanged some conversation. He then pulled out a bottle of whiskey and asked Leyba if he'd like a snort, to which he said "yes." Reaching out

(Continued on next page)

## LITTLE KNOWN FAMOUS PEOPLE

### Way Out West -

By Joe Fasthorse, SASS #48769


## "Heck" Thomas




Joe Fasthorse, SASS #48769

**H**ENRY ANDREW "HECK" THOMAS was born in 1850 in Athens, Georgia. He served as a Confederate courier in the War Between the States when he was only 12 years old. Heck went to Texas in 1875 and was hired as a Railroad Detective. Thomas soon earned the reputation among outlaws as a man to avoid. In 1886, he was appointed U.S. Deputy Marshal at Fort Smith, Arkansas. Three years later, Thomas teamed with Deputy U.S. Marshals Chris Madsen and Bill Tilghman to become known as "The Guardsmen of Oklahoma." Over the next ten years, they brought law and order to the Indian Territory. The Guardsmen captured over 300 lawbreakers and killed dozens of outlaws. Thomas led the posse that tracked down and killed the notorious outlaw Bill Doolin. When the citizens of Lawton, Oklahoma needed help in 1896, they sent for Thomas, and he cleaned up the town. They elected him Police Chief, and he held that position for seven years.

The 1908 movie "The Bank Robbery" featured Heck Thomas, Al Jennings, and Comanche Chief Quanah Parker, and was directed by Bill Tilghman. Heck Thomas died in 1912.





# Happy Trails with OLIVER LOVING, SASS Life #72721

By Savannah Georgia, SASS #83374

What was the trail like traveling with Oliver? It was awesome! When Oliver began shooting several years ago, he would ask me if I wanted to shoot with him. He said they have ladies that shoot. I said, "No thank you. I have never touched a gun in my life." You see, my daddy forbade me to touch his guns! One day, Oliver said, "Look, if you go with me and video me so I can see how to improve my speed, I will take you to lunch afterwards." I said, "OK." It was always hard to turn down a request from the love of my life, especially when food was involved.

Later, he wanted me to dress up and go to the SASS banquets, so I did! Buying new clothes is one of my favorite things to do, so that was right up my alley. Folks would ask me, "Do you shoot?" I would say, "NO, I just dress-up and eat!" One Saturday, we were shooting at Amite, and Soiled Dove asked me why I didn't shoot. I told her I had



Savannah Georgia making her way on her own with a little help from her friends.

weak wrists and couldn't hold those heavy guns. She said, "Let's go shoot down at the range while no one is there. I am sure you will like my Ruger Vaqueros, they are not

that heavy." So, off we go down to the range. She loaded the revolvers, and I shot a few targets, hit them, and immediately noticed the "rush." I said, "WOW, this is fun!"

Well, that is all Oliver had to hear. The next thing I knew, he was buying me holsters, revolvers, a shotgun, and a rifle. So, we were off—traveling all over to shoot! We stayed at some really cool places and met some terrific pards. It truly became a way of life for us! It was so much fun, and we loved meeting our friends at the shoots. The friends of SASS soon became family. It was an awesome way for us to share our life with great folks and enjoy doing something we both loved.

When Oliver died suddenly on March 28, 2013, my whole world turned upside down! I was devastated! What was I going to do without my soul mate as well as my shooting partner? All of our SASS friends/family reached out to me in unbelievable ways. It took a great



Savannah Georgia and husband, Oliver Loving, in happy times, dressing the part of Old West cowboys.

deal of courage for me to get my guns together and load up my car to go shoot. Oliver always did this for me! With lots of encouragement from my SASS friends, I took that giant step and went to shoot without Oliver. As time goes on, I realize how much this sport and these great people mean to me. It is something for me to look forward to with the greatest confidence that someone will be there to greet me when I arrive. I pause to take a moment to thank my dear beloved husband, Oliver Loving, for introducing me to the sport of Cowboy Action Shooting™. It is my blessing! Thank you Oliver! I love you! 🤠

Loysville, PA – Waterloo Blue, or just Blue as he was known to his saddle pals, passed away on May 7, 2013. He was one of the first members of the Perry County Regulators. He loved shooting his REAL Colts. He was a true example of the "Cowboy Spirit." When someone came to see what Cowboy Action Shooting™ was all about, Blue was one of the first to offer his guns for them to try.

It did not matter if he was hav-

## WATERLOO BLUE, SASS #27815

Aka Calvin L. Eaton

February 11, 1941 to May 7, 2013


By Tuscarora Slim, SASS #28616

ing a good day shooting or a terrible one, he always had a smile on his face and a gleam in his eye. If the

stage had a unique shooting order, we would kid Blue about getting a procedural. When he was done shooting, he would look over his glasses and ask, "How was that?" Or, "Did I do that right?" Truth be known, he got very few procedurals for shooting things out of order.

Blue was a Vietnam veteran and, although he did not talk of it often, was proud of his service.

A verse in a poem at his memorial service said it best. "A golden heart stopped beating, Hard working hands at rest, God broke our hearts to prove to us, He only takes the best." A true cowboy has been taken from our cowboy family, and we will truly miss him. 🤠



## Marino Leyba Was "The Sandia Mountain Desperado" ...

(Continued from previous page)

for the bottle was the signal for the men to come out from under the canvas and shoot Leyba. Of five men in the wagon, Leyba killed four before dying.

The papers reported "The people of New Mexico are greatly pleased over the death of the outlaw."

(In the old days it was obviously not a good idea to get arrested in Albuquerque ... and there are those who say it's that way to this very day!)

Source – The Independent, Edgewood, NM, April 3-9, 2013-publication permission from Leota Harriman, Editor. 🤠



# HELL ON WHEELS

By Nubbins Colt, SASS Life #7802



Nubbins Colt,  
SASS Life #7802

I feel like I owe the readers of *The Cowboy Chronicle* an apology. I began this review of the AMC TV series called “Hell on Wheels” months ago, but never got past a couple of lines. I reviewed other things in the interim, keeping the “Hell on Wheels” review on the back burner. For one thing, I was afraid the series had concluded, albeit the last scenes were very unsatisfying as a conclusion—it was clear there was more to the story. For another thing, I contemplated writing the review if I was sure the show was coming back—even after someone on the *SASS Wire* said he expected it back (that post was, itself, some months ago). Anyway, I waited, and I apologize because the series re-commences next Sunday, and nobody will see this review until several episodes have aired. As a matter of fact, today, they are running an entire afternoon of this series—probably the whole first season, so next week they’ll likely run the second season. *MEA CULPA!* I apologize!

In the event that you have missed any part of this series, I highly recommend you go back to find it, look for repeats, buy DVDs, whatever it takes. It is by far one of the finest westerns you will ever see on television. It’s rugged, it’s nasty, it’s bloody and violent (VERY!!!!), and pretty sexy, too. It has considerable bad language (racial, especially) but since it’s not HBO, it’s AMC, it doesn’t have the over arching, gratuitous rotten lan-



Anson Mount talks season 3 of ‘Hell on Wheels,’ another sad death, and Common’s new nickname.

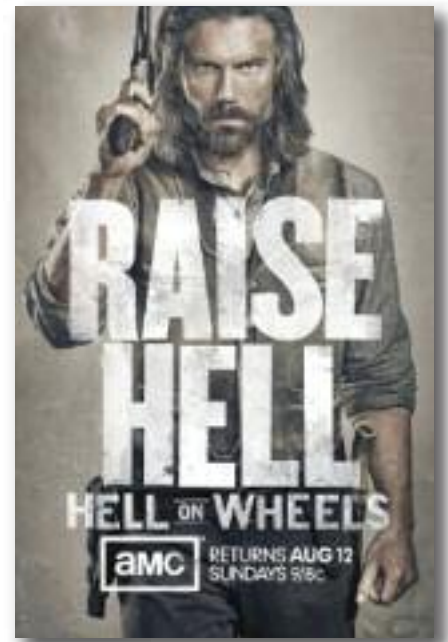
guage that was a constant on the HBO series “Deadwood.” Many SASS folks loved “Deadwood,” but I found the ridiculous language an impediment to enjoying the show—and trust me—your Nubbins is not some slouch in the blue language department. But, there is a time and a place for it, and if “Deadwood” was trying to prove bad language was popular in the Old West they were very successful but, to my mind at least, if it was accurate (which I don’t believe, but I could be wrong), it was unnecessary in a TV series. But I digress.

Let’s get back to a really good show, “Hell on Wheels.”

So, for those of you who don’t know, the term “hell on wheels”, which we use often as an American idiom to describe someone who runs fast, plays hard, etc., actually is a term used to describe what could be called the “camp followers” of the Union Pacific Railroad as it was constructed towards the West to complete the Transcontinental Railroad. When written as “Hell on

Wheels,” with capitals, it is the precise name given to the movable towns that were found at the constructions stops, towns that included dance halls, brothels, saloons, gambling dens, and the rag-tag tent cities that the workers inhabited from place to place. All manner of criminal activity was rampant, from petty theft to violent crime, routine murders, etc. In the show under discussion there is a sign in the first episode that says “Hell on Wheels/Population Less One Every Day”—a very accurate description of the real Hell on Wheels towns that grew and moved and collapsed, were rebuilt, etc. So, that’s a summary of the history. Now let’s discuss the show in detail.

The acting is superb—it is exactly what you expect from a modern mini-series (and exactly what failed in the movie “The Lone Ranger” I recently reviewed in these pages). The story itself, the base line story, anyway, is simple. Build the railroad. But the complexities of the characters and their



histories—that’s where the rubber really meets the road. Each person the camera focuses on is richly, and usually darkly, complex—all have just come through the Civil War, and each persona has some kind of past, whether it’s a recent part of the American Unpleasantness, or a part of a European history the character wants to escape, or business fraud is lurking behind the curtain, or sexual misconduct ... something ... everyone has a past and most of these folks, except, MAYBE, the church group, have something to hide (the Preacher is a former Abolitionist who rode with John Brown, if that gives you an indication of the depth of these characters and their darkness and demons). As their pasts unfold, the plots (yes, plural—plots with an S) thicken, people suddenly shine in new ways, or darken in old ways, and death and strife run rampant.

The show is never slow—it is sometimes VERY TENSE—but you’ll be riveted to your chair. Sometimes you just KNOW what’s coming—sometimes you’ll be shocked out of your chair. Sometimes you might laugh—but sometimes you’ll definitely cry when the anguish reaches a crescendo, and you don’t see it coming. You’ll find characters to love, some to hate—they’re all so good I cannot single out anyone for special attention—some of their pain will be a relief; some will be very sad to watch.

If you can catch the earlier two seasons, do so, as it will surely explain what the new season dishes up—but I expect that even if you’ve never seen a single episode, you’ll love the new season, anyway. After all, it’s a Western, right?

Speaking of which, let’s talk firearms—the protagonist, Cullen Bohannon, played by Anson Mount, carries a revolver called a “Griswold.” The full name was “Griswold and Gunnison,” and it was a Confederate manufactured pistol similar to the Colt 1851 Navy. I admit, had I not just watched the first

(Continued on next page)



**Wolverine Wrangler,  
SASS #22963**



*By Wolverine Wrangler, SASS #22963*

**T**rackdown aired on CBS between 1957 and 1959. More than seventy episodes of this series were produced by Dick Powell's Four Star Television. The series was itself a spin-off of Powell's anthology series, *Dick Powell's Zane Grey Theater*.

The series starred Robert Culp

as Texas Ranger Hoby Gilman, a gunslinger hunting down criminals throughout West Texas and the Old West. Culp's character was based in the real life town of Porter, Texas, an unincorporated community near Houston, where he served as the de facto sheriff. Occasionally, his duties as a Texas Ranger took him out of town,


watch to see how they did it. I do not think they used any 1873 Single Action Armies—I recall all firearms being period correct—but watch, and if I'm wrong, get on the SASS Wire and chastise me!

I would be remiss if I failed to note the cinematography is well done but, more importantly, the period clothing is very well done—and—if someone is supposed to be dirty—they are dirty! Dirty faces, dirty hands, sweat stains, matted, greasy hair—it's as real as television can get. It's a gritty, dirty depiction of a gritty, dirty, hard part of American history, and you'll do well to see every single episode. Maybe twice!

It's early August as I write this. It's 100 degrees in the shade, and even after dark here in Dallas one has to wonder how the folks in the Old West handled this! When you read this, it will likely be Autumn—go back and find those "Hell on Wheels" shows you missed—they're excellent, every moment of every one of them.

© Nubbins Colt 2013 🐾

## Trackdown



where he used his fast gun to apprehend wanted criminals throughout the Lone Star State.

The pilot episode, "Badge of Honor," debuted *Zane Grey Theater* on May 3, 1957. The pilot introduced Hoby Gilman as an ex-Confederate cavalry officer, returning to his hometown after the war. He finds Crawford, Texas, under the control of an unsavory character, an ex-Confederate Colonel played by Gary Merrill, who has the town under ruthless control via his own personal security force. The town sheriff is portrayed by Tom Tully, only a drunken shell of the man Gilman once knew. A Texas Ranger who tries to arrest Merrill is shot in the back, and his badge is tossed on the dirt road. Prior to the war, Gilman served in the Texas Rangers, but he was reluctant to return to them upon his return from the war, being tired and weary of violence and killing. But, after the Ranger's murder, Culp picks up the dead Ranger's badge to begin the quest to finish

the job of bringing Merrill's character to justice, freeing the town of Crawford from his tyranny.

Steve McQueen first appeared as bounty hunter Josh Randall in an episode that served as the pilot of his own subsequent series, *Wanted: Dead or Alive*, a spin-off of *Trackdown* launched the following year. Both series were presented in a half-hour format and filmed in black and white. McQueen also appeared in an earlier episode of *Trackdown* entitled *The Brothers*, where he played a dual role.

In an interview with series star Robert Culp before his death, he stated *Trackdown* was conceived by its creators as "the Western *Dragnet*." Also notable is its star's use of the Smith & Wesson .44 Schofield revolver instead of the more popular Colt Peacemaker.

I'll be turning the rotary TV channel selector dial now. Stay tuned.

\*\*\*\*\*  
WolverineWrangler@charter.net  
References: Wikipedia,  
Wikimedia Commons 🐾

## Hell On Wheels ...

*(Continued from previous page)*

episode today (I missed it when the series began), I'd not have known this about Bohannon's gun—I'd have said it was simply a period correct piece.

Interestingly, also shown in this first episode is an 1858 Remington. I felt like it had cartridges in it when they showed it; that didn't seem right, so I looked it up. Apparently, by the time of the Civil War, there was a commercially made combustible cartridge available that many percussion revolvers were adapted to fire—although it wasn't really an adaptation other than the way they were loaded. The cartridge had a "paper envelope" so you could drop it in through the front of each chamber and then firmly seat with the loading lever. News to me; maybe not to some of the SASS Soot Lords—but it helps explain the loading I think I saw late in the second season; I'll be sure to look for it again! They had to use caps—so I'll

## Little Known Fact

General Benjamin McCulloch died at Pea Ridge from a sniper's bullet, without ever having worn a uniform.



# TIME MACHINES ANYONE?



*Just Bill drives the fair Gaye Abandon around town in his built-from-scratch 1901 curved-dash Oldsmobile.*

*By Sweetwater Jack, SASS Life / Regulator #28885*



*Just Bill provides the guns and ammo, and at \$2/10 rounds, figures to "break even" in about 2250!*

**H**ave you ever had the notion of stepping into some sort of "time machine" and lettin' the years whirl backward to a simpler or more pleasant time? Of course you have! Or, you wouldn't be members of the Single Action Shooting Society and strappin' on those six-guns. We don't want to go back to the real 1880s "Old West" and live there on a permanent basis, without electricity, modern medical facilities, or TV sets ... (well ... Let me re-think that "TV" thing a bit). But a quick jaunt back, even to our childhood years ... now, THAT would be an idea ...

Well, one of our Oregon cowboys has done a lot more than think about it... Bear with me (or flat

COME ALONG with me) to just a relatively few years back. You're about 9 – 12 years old and the Traveling Circus, or Carnival has come to town, (or it might be that the county or state FAIR has opened). The folks have relented on your bein' grounded for accidently breaking that window, and you're all on the way to the fair. NOISE! MUSIC! The smells of fresh popcorn, candy apples, cotton candy, and animals of all kinds. (Watch where you step!)

But what sounds are your little ears straining to hear? Was that the Pop! Pop! Pop! of someone firing .22 Shorts?? YOU BET! Dad reaches down into his pocket and hands you a greenback, points you down the midway and says, "I think

the Shootin' Gallery is over THAT way, son! Or if you had a "cool" dad, he'd say to your mom, "Honey, we'll meet you over by the ferris wheel in about an hour ... "C'mon son (or daughter), the Shootin' Gallery is this way!"

Well, Just Bill, SASS #16394, is a man who does more than THINK about this stuff. When Hipshot, SASS #7, began rebuilding and restoring the mechanical shooting gallery that has been his "pet project" for some time, Bill began wondering if he could build a completely self-contained "mobile" shooting gallery that could be trailered to Cowboy Action Shooting Matches. And, according to Bill, "Thinking about it is half-way toward doing it." And, I certainly would never discourage the man who "thought about" and BUILT FROM SCRATCH a 1901 CURVED-DASH OLDSMOBILE!!! No, not a MODEL of one ... gas engine, tiller steering, and all.

Bill's gallery project is now complete, and has seen service at some Northwest Cowboy Action Shooting™ matches, such as the Umpqua Regulator's Annual "True Grit" and more recently at the Oregon State Championship match, the Merlin Marauders' "9th Annual Battle of Rogue River." Needless to say, the

gallery was a huge hit with all that shot it.

Charging \$2 for ten shots at the "Running Rabbits, Falling Ducks, Stars and Dots, etc., Bill provides the guns (Henry Lever Guns) and the low noise .22 ammo, and his "profit" on each shooter works out to be about 75 cents (at current ammo prices). At this rate Bill should break even on this project in about the year 2250 ...

He began thinking about the gallery some four years ago, but didn't start construction on the gallery until after he retired. Per Bill, "I started in November 2012. By using a 12-volt system with a remote switch, I can set up the shooting gallery anywhere without the need of external power. The front and the back of the gallery is constructed using 12-gauge steel (strong enough to stop all .22 cal. CB shorts.) I limit the gallery to .22 cal. CB shorts or .22 cal. CCI quiets (they only travel at 710 feet per second). All the bullets are stopped and captured in the trailer, keeping the lead contained in a safe manner. I use only Henry lever action rifles. I have two standard levers and one youth lever rifle. By supplying the rifles and ammo, I can keep safe control of the gallery and its surrounding area."



*The gallery is completely self-contained, including the ability to run off an internal battery. Steel construction assures all bullets are contained within the structure. It has proven to be popular wherever Just Bill has set it up and invited the customers to "give it a go!"*



# STILL WANT TO BE

*By Two Ponies, SASS Regulator #18032*

THIS CRAZY WORLD HAS ITS WAYS,  
OF CAUSING US PAIN AND TRYING DAYS.  
IT'S ALL FORGOTTEN AND FADES AWAY,  
WHEN WE START TO SHOOT FROM BEHIND THE HAY.

STRAP ON THE GUNS, THE CHAPS AND SUCH,  
NEVER TO REMIND US OF THE MODERN TOUCH.  
LISTEN FOR THE BUZZER AND REMEMBER YOUR LINES,  
THE LEAST YOU REMEMBER

ARE THE PASSING OF TIMES.  
THE PISTOLS ARE DONE, AND NEVER A MISS,  
ON TO THE RIFLE AND THE MOMENTS OF BLISS,  
WHEN YOU CLEAR THE TARGETS, AND ARE FEELING MEAN,  
TO GLANCE AT THE SPOTTERS AND SEE IT WAS CLEAN.

OH, WHAT A WAY, TO SPEND SUCH A DAY,  
OF FUN AND FANTASY, IT'S NOT TO SAY,

THAT BACK IN THE TIMES OF THE REAL THING,  
YOU MIGHT HAVE BEEN ONE, OF THOSE OF FAME.

WALKING THE WOOD OF THE TOWN'S BOARDWALK,  
CHECKING THE DOORS AND WINDOWS LOCK,  
WITH A GUN ON YOUR HIP AND A RIFLE TO BOOT,  
YOU WERE READY, WILLING, AND ABLE TO SHOOT.

AT ANY YOUNG CUSS, OR UNRULY OLD GOAT,

WHO DARED TO TEST THE GUN IN YOUR COAT.  
MOST WERE SCARED AND DECIDED TO WAIT,  
THOSE WHO TRIED, MOST OFTEN WERE BAIT.

FOR THE BUZZARDS ON THE OL' BOOT HILL,  
DO YOU STILL REMEMBER THE NATURAL THRILL,  
OF THE SMOKE AND SMELL AND THE END TO SEE,  
IT'S WHY WE COME AND "STILL WANT TO BE".





**FOUR ACES 4 SALE**

U.S. FIREARMS SHERIFF MODELS, 45 COLT  
COLOR CASE FRAMES, UNFIRED NIB  
FOUR (4) CONSECUTIVE SERIAL NUMBERS  
MAMMOUTH IVORY GRIPS

TWO WITH BLACK & BEIGE      TWO WITH BROWN & BEIGE

**ACCEPTING BIDS ONLY- RESERVE IN PLACE**

AKA SPENT BRASS      JOHN- 410-935-1331



**MUNDEN'S SIX-GUN MAGIC**

By JEFF AULT  
Gunsmith      406-494-2833  
www.bobmunden.com

**MUNDEN ENTERPRISES, INC**  
1621 Sampson Street • Butte, MT 59701  
munden@bobmunden.com



**WANTED: Triple Shot Targets**

It's a Blast!

TO SEE OUR TARGETS IN ACTION, VISIT US AT  
WWW.TRIPLESHOTTARGETSYSTEMS.COM  
TO ORDER CALL: 575-849-8446  
A Division of Thomas A. Hoey Manufacturing Company

www.MustangWoodcrafters.com  
1-937-524-6656  
Lightweight & Sturdy / Folding  
Completely Finished



3 Cart Models Available  
4 Beautiful Hand-Rubbed Finishes  
Optional Cooler Rack and Accessory Boxes

**NEED LEAD?**

**JANTRONICS**

**Lead Bullet Stop**  
for all sizes of lead bullets



Target area of 16"x16"

**FOR MORE INFORMATION CALL:  
406-868-2248**

OR VISIT US AT  
[COWBOYBULLETS.AVER.COM](http://COWBOYBULLETS.AVER.COM)

**PERSONALIZED ALIAS DECALS**  
Full color SASS Cowboy.  
If not happy mail them back.



Tough, Durable, Attractive. photo quality images. Easy to clean.  
Holds up in all types of weather.  
Sizes: 3.5x4.4, 5.3x6.5, 6.8x8.5, 8.7x10.7  
Phone orders and custom designs, 937-849-9646.  
Prices start at \$7.50

**Order on line at:  
WWW.SASSDECALS.COM**



**STARPACKER**

CUSTOM BADGES  
OLD WEST BADGES  
603-888-4714  
WWW.STARPACKER.COM



**Bang N Clang Bullets**

Cowboy bullets for cowboy shooters  
a softer alloy, bhn.12, for better  
obstruction less leading & better  
accuracy  
www.bangnclangbullets.com  
575-854-3664

[SLAPOUTHOLSTERS.COM](http://SLAPOUTHOLSTERS.COM)

Cowboy Holsters, Belts, Buttstock  
Covers & Badge Holders.

SASS #9198    951-943-9962

**Advertise Today!**  
The Cowboy Chronicle

Please Contact:  
"BUTTERCUP" at [buttercup@sassnet.com](mailto:buttercup@sassnet.com)



**SQUIBBER'S OLD WESTERN GUN REPAIR** YOUR ONE STOP SHOP FOR **WILD BUNCH GUNS**

1897 SHOTGUNS ...AND 1866/1873 RIFLES ...AND 1911 PISTOLS!

ACTION WORK \* RACE-READY GUNS SHIP TO YOUR FFL "97's are my buckleberry"

Contact SQUIBBER at (602) 309-4198 <http://www.dustybunch.org/repair.html>

**LIBERTY LEATHER**  
 Custom Gunleather  
 Of The "Old West"

281-659-3998  
 Liberty County, Texas  
[westerngunleather.com](http://westerngunleather.com)

DON BARNETT (GROUCHY OLD BEAR) SASS #42002 / [LIBERTYLEATHER@SBCGLOBAL.NET](mailto:LIBERTYLEATHER@SBCGLOBAL.NET)

**OLD WEST CREATIONS**  
 By: JDK Custom Inc.

We make wood products for cowboy shooters!  
 Laser Engraving, Custom orders  
 Such as loading blocks, boot puller, plaques, name tags and more, come check us out at [www.oldwestjdk.com](http://www.oldwestjdk.com)  
 or give us a call at 501-321-2226  
 Rusty Rider & Dusty Dee

**Xcalibers**  
 Builders of Match Grade Cast Bullets  
**Better Bullets Make Better Shooters**  
 A quality, reliable bullet for your reloading.

Call, write or shop online [www.x-calibers.com](http://www.x-calibers.com)

Xcalibers, Inc.  
 P.O. Box 52534  
 Knoxville, TN 37950  
 Phone: 865-671-9886  
 Email [info@x-calibers.com](mailto:info@x-calibers.com)

**Rim Rock Bullets.net**  
 Premium Cast Lead Bullets  
**406-676-3250**  
 Frank Brown  
 103 Main Street SW, Ronan MT 59864  
[frankb@rimrockbullets.net](mailto:frankb@rimrockbullets.net)  
**Right On Target!**

**Hamilton Dry Goods**  
 Period clothing and merchandise  
 for the Cowboy Action Shooter

[www.hamiltondrygoods.com](http://www.hamiltondrygoods.com)  
 931-739-6061

Relive the 1880's on a  
 Genuine Longhorn Cattle  
 Drive 620-826-3649  
[www.moorelonghornranch.com](http://www.moorelonghornranch.com)

**CUSTOM STEEL SIGNS**

- Your allies permanently cut out in steel silhouette plate.
- Great gift for that "Cowboy or Cowgirl" in your life.
- Hang on your wall, or use to personalize your gun cart.

"Gun Slinger" Only \$29.95 + S&H  
 With four Custom Allies  
 (Other Signs available)

**BEANTOWN BOB**

BEANTOWN BOB'S EMPORIUM (800) 605-3219  
 Call to order M-F 8:00AM to 4:00PM CST  
[www.beantownbobs.com](http://www.beantownbobs.com)

*Come to the Country*  
 15 Ridgewood,  
 Edgewood, NM  
 Offered At: \$309,000

Heather Mitchell  
 Stevie B. Straight SASS # 97904  
 505-459-8038  
[hymitch15@comcast.net](mailto:hymitch15@comcast.net)

1966 SF / 3 bedrooms / 2.5 baths / 2 living areas / 2 entry  
 2.5 acres / 700 SF deck / 20x40 barn plus hay barn  
 2 horse stalls / Large horse corral and 2 hitch posts  
 Paved driveway / Close to schools and shopping  
 Easy access to I-40 / Edgewood open space  
 Equestrian arena and trail / 1/2 country Ranch

**ENCKS GUN BARN**

Bob Enck  
 barnmaster@comcast.net  
 142 Chapel Road  
 Newmanstown, PA 17073

Specializing in Cowboy Action Shooting  
 Check our website for a complete list of firearms for Cowboy Shooting  
[www.encksgunbarn.com](http://www.encksgunbarn.com)

Phone: 717-949-2215  
 Fax: 717-949-2625  
 SASS Dealer #30

**Straight Shooters Cast Bullet Co.**  
 Hard-Cast Lubed and Sized Bullets

92-2-6-Alloy  
 25 Varieties to Choose  
 9mm, .38cal, .40cal/10mm  
 .44cal, .45cal

[www.SSCASTBULLETS.com](http://www.SSCASTBULLETS.com)

**Advertise in The Cowboy Chronicle**  
 Contact:

**BUTTERCUP**  
 Advertising Manager  
 505-843-1320 • Cell: (505) 459-0390  
[buttercup@sassnet.com](mailto:buttercup@sassnet.com)

**PRAIRIE MARY**  
 Advertising Sales  
 (505) 249-3573  
[mary@sassnet.com](mailto:mary@sassnet.com)

**The Working Cowboy Gun Leather Shop**

David L. Arnold  
 519-354-9892

10655 Pioneer Lane,  
 Chatham, Ontario  
 Canada  
 N7M 5J1

Made strong for durability and functionality.  
 Individually distinctive and stylish because  
 it's made to your specifications and needs.  
 Fancy or plain, or anywhere in between.  
 Always a beauty from a true custom shop.  
[www.workingcowboyleather.com](http://www.workingcowboyleather.com)

**RIFLEMAN LEATHER WORKS**  
 Cowboy, Wild Bunch & Concealed Rigs  
 Chaps, Ammo Belts, Knife Sheaths  
 Rifleman Daniel (541) 312-3370  
[www.riflemanleatherworks.com](http://www.riflemanleatherworks.com)





**cal-graf.com 800-367-5203**  
**Simple Cart / Suitcase Cart**  
**Cowboy Coffin / Range Kart**  
**Accessories**   
 Big Timber, Montana 59011

**BUFFALO WESTERN WEAR**  
 Since 1987 Authentic Old West Clothing  
 Real Cowboy Spurs  
**770-788-8922**  
 Custom Hats [www.buffalowswildwest.com](http://www.buffalowswildwest.com)

**TED BLOCKER HOLSTERS**  
**(800) 650-9742**  
 9438 SW Tigard, Tigard, OR 97223  
[WWW.TEDBLOCKERHOLSTERS.COM](http://WWW.TEDBLOCKERHOLSTERS.COM)

**Historic EyeWear Company**  
 Keeping History in Sight  
 1800's Reproduction Old West Spectacle Frames  
[www.HistoricEyeWearCompany.com](http://www.HistoricEyeWearCompany.com)  
 862 812 4737  
 Tennyson Spurs SASS #6251 Yankee Stirrups SASS #94842

**Range Traveler Leatherworks**  
 Ohio Territory  
[rangetravelerleatherworks.com](http://rangetravelerleatherworks.com)  
 Range Traveler SASS#86977  
**740-310-3928**  
 "We don't sell pigs"

**Chey-Cast Bullets**  
[www.cheycast.com](http://www.cheycast.com)  
 Made in Cheyenne, Wyoming ~ USA  
 by Slowpoke Wyoming SASS#5164LR  
 Overland Kid SASS#17651L  
**FREE SHIPPING**  
 On all orders over \$100

**FOR THE BEST IN SUPPLIES**  
**THE REGIMENTAL QUARTERMASTER**  
[WWW.REGTQM.COM](http://WWW.REGTQM.COM)

**GRIPMAKER**  
 Carthage, MO  
 417-359-8880  
[www.gripmaker.com](http://www.gripmaker.com)  
 email [info@gripmaker.com](mailto:info@gripmaker.com)

**JMB Distribution**  
 ENGRAVING DESIGNS - \$50.00 per set  
 Jim Burgess, "Five Star", SASS # 25193  
 See the designs on line  
[www.jmbdistribution.com](http://www.jmbdistribution.com)  
 4291 Valley Quail S, Westerville, Oh 43081

**Indian Creek Leather**  
 Competition Rigs, Shotgun Belts  
 Buscadero Rigs,  
 Cuffs, CCW Holsters & Belts  
  
 "Quality that takes your breath away not your wallet"  
[www.Indiancreekleatherco.com](http://www.Indiancreekleatherco.com)  
 Gene Weishuhn, AKA Leatherman #30776  
 419-680-9069

**FOLKWEAR**  
**SEWING PATTERNS FOR UNIQUE COSTUMES**  
 See our timeless patterns adapted from vintage fashion and ethnic costume at [www.folkwear.com](http://www.folkwear.com)

**CARRIED AWAY**  
 THE ULTIMATE HIN-GUN FOLDING GUN CART  
 MADE IN AMERICA BY AMERICANS  
[WWW.WOODENWORKSWEST.COM](http://WWW.WOODENWORKSWEST.COM)

**COOLER COWBOY SOCK**  
 • Copper Infused Foot  
 • Inhibits Odor  
 • Wicking  
 • Sizes for both Men & Women  
**J. Hornaday DRY GOODS**  
 Order Factory Direct  
[www.buyrevi.com](http://www.buyrevi.com) 1-877-289-7384

**RICOCHET ROY'S OLD WEST**  
 Baseball Stitch Leather Lever Wraps  
 Wood Gun Stock Refinishing  
 Antique American Spurs  
 760-413-8544 [RROLDWEST.COM](http://RROLDWEST.COM)

**From the Hanging Tree of Slipnoose..**  
 TO ALL CLUB CONTACTS:  
 This is a reminder to submit your insurance at time of renewal in order to maintain your SASS club affiliation. - Or Else!  
 Email to [slipnoose@sassnet.com](mailto:slipnoose@sassnet.com) or mail to Single Action Shooting Society, 215 Cowboy Way, Edgewood, MN 57015. Thank you kindly!

**USA Hunting Gear**  
 TOP QUALITY HUNTING GEAR  
 "If we can't make it you don't need it."  
 Scabbards, Ammo Totes, Genuine Leather Wraps and More!  
[usahuntinggear.net](http://usahuntinggear.net)

**DIAMOND J GUNSMITHING**  
 Specializing in Cowboy Action Guns  
 Repairs and Action Work on all Types of Cowboy Guns  
 FFL Transfers and Dealer Sales • E.M.F. Company Stocking Dealer  
**Phone 505-350-6690** [www.diamondjgunsmithing.com](http://www.diamondjgunsmithing.com)  
 Email: [jdiamond45@hotmail.com](mailto:jdiamond45@hotmail.com) Albuquerque, New Mexico





## SASS AFFILIATED CLUBS MONTHLY SHOOTING SCHEDULE (Cont.)

Club Name	Sched.	Contact	Phone	City
<b>GA</b>				
River Bend Rough Riders	1st Sat	Done Gone	770-361-6966	Dawsonville
American Old West Cowboys	1st Sat	Josey Buckhorn	423-236-5281	Flintstone
Valdosta Vigilance Committee	1st Sat	Big Boyd	229-244-3161	Valdosta
Lonesome Valley Regulators	1st Sun	Wishbone	478-922-9384	Warner
		Hooper		Robins
Providence Springs Rangers	2nd Sat	Buckshot Bob	229-924-0997	Anderson
Doc Holliday's Immortals	2nd Sat	Easy Rider	770-954-9696	Griffin
Camden County Cowboys	2nd Sat	Christian Mortician	912-227-5683	Kingsland
Piedmont Regulators	2nd Sat	Hunter Sam	706-391-4630	Toccoa
South River Shootists	3rd Sat	Man From Little River	678-428-4240	Covington
Tennessee Mountain Marauders	3rd Sat	Trail Bones	423-842-6116	Ringgold
Cherokee Cowboys	4th Sat	Bad Lands Bob	706-654-0828	Gainesville
<b>HI</b>				
Maui Marshals	1st & 3rd Sat	Bad Burt	808-875-9085	Maui
Big Island Paniolos	3rd Sat	Paniolo Annie	808-640-3949	Ocean View
Single Action Shootist of Hawaii	4th Sun	Branded Buck	808-351-9260	Honolulu
<b>IA</b>				
Turkeyfoot Cowboys	1st Sat	Ranger Mathias Fischels	319-234-1550	Elk Run Heights
Fort Des Moines Rangers	1st Sun	Pit Mule	515-205-0557	Indianola
Zen Shootists	2nd Sat	Sergeant Duroc	515-783-4833	Nevada
Outlaw's Run	2nd Sun	Capt. Jim Midnight	712-621-5726	Red Oak
<b>ID</b>				
Gunslingers of Flaming Heart Ranch	1st Sat	Jughandle Jack	208-634-3121	Council
Southeast Idaho Practical Shooters	1st Sat	Hell's Belle	208-529-3594	Idaho Falls
Squaw Butte Regulators	1st Sun	Acequia Kidd	208-365-4551	Emmett
El Buscaderos	2nd & 4th Sun	Oddman	208-437-0496	Spirit Lake
Northwest Shadow Riders	2nd Sat	Silverado Belle	208-743-5765	Lewiston
Southern Idaho Rangers	2nd Sat	Lone Thumper	208-251-4959	Pocatello
Oregon Trail Rough Riders	2nd Sun & 3rd Sat	John Bear	208-562-1914	Boise
Hells Canyon Ghost Riders	3rd Sat	J.P. Sloe	208-798-0826	Moscow
Twin Butte Bunch	3rd Sat	Idaho Rusty Bucket	208-745-6150	Rexburg
Panhandle Regulators	3rd Sun	Halfcocked Otis	509-991-5842	Otis Orchards
Border Marauders	3rd Wkd	Mud Marine	208-627-8377	East Port
Snake River Western Shooting Society	4th Sat	Missy Mable	208-731-6387	Jerome
<b>IL</b>				
Shady Creek Shootists	1st & 4th Sun	Dapper Dan Porter	309-734-2324	Little York
Lakewood Marshal's	1st Sat	Pine Ridge Jack	618-838-9410	Cisne
Rangeless Riders (The)	1st Sat	The Inspector	618-972-7825	Highland
Kishwaukee Valley Regulators	1st Sun	Snakes Morgan	815-751-3716	Sycamore
Kaskaskia Cowboys	2nd Sat	Wagonmaster Ward	618-443-3538	Sparta
Nason Mining Company Regulators	3rd & 5th Sat	Diggins Dave	618-927-0594	Benton
McLean County Peacemakers	3rd Sat	Marshall RD	309-379-4331	Bloomington
Fort Beggs Defenders	3rd Sun	Torano	815-302-8305	Plainfield
Long Nine Cowboys	4th & 5th Sun	Lemon Drop Kid	217-787-4877	Loami
Good Guys Posse	4th Sun	Dangerous Denny	815-245-7264	Rockford
<b>IN</b>				
Paradise Pass Regulators (formly Cutter's Raiders)	1st Sat	C. C. Top	574-354-7186	Etna Green
Atlanta Cattle Company	2nd Sat	Bear Creek Reverend	765-652-1525	Atlanta
Pleasant Valley Renegades	2nd Sat	Nomore Slim	812-839-3052	Canaan
Schuster's Rangers	2nd Sun	Coal Car Kid	219-759-3498	Chesterton
Pine Ridge Regulators	3rd Sat	Riverboat Gambler	765-832-7253	Brazil
Wolff's Rowdy Rangers	3rd Sat	Justice D. Spencer	574-536-4010	Bristol
Circle R Cowboys	3rd Sat	Mustang Bill	219-208-2793	Brookston
Westside Renegades	3rd Sat	Johnny Banjo	812-430-6421	Evansville
Wabash Rangers	4th Sat	Henry Remington	217-267-2820	Cayuga
Starke County Desert	4th Sat	Whip Mccord	219-942-5859	Knox
Big Rock SASS	4th Sat	Southpaw Too	812-866-2406	Lexington
Red Brush Raiders	4th Sat	Doc Goodluck	812-721-1188	Newburgh
Deer Creek Regulators	4th Sun	Doc Molar	765-506-0344	Jonesboro
Wildwood Wranglers	4th Sun	Voodooan	219-872-2721	Michigan City
Indiana Black Powder Guild	As Sch	C. C. Top	574-354-7186	Etna Green
<b>KS</b>				
Butterfield Gulch Gang	1st Sun	Kanasa Flatlander	785-493-5682	Chapman
Free State Rangers	1st Sun & 3rd Sat	Buffalo Phil	913-898-4911	Parker
Powder Creek Cowboys	2nd & 4th Sat & 4th Wed	El Dorado Wayne	913-686-5314	Lenexa

Club Name	Sched.	Contact	Phone	City
<b>KS (continued)</b>				
Mill Brook Wranglers	2nd Sun	Grandpa Buckten Millbrook	785-421-2537	Hill City
Sandhill Regulators	3rd Sat	MoundRidge Goat Roper	620-345-3151	Hutchinson
Capital City Cowboys	4th Sun	Top	785-313-0894	Topeka
Chisholm Trail Rowdies	Last Sun	Cody Wyatt	316-204-1784	Wichita
<b>KY</b>				
Kentucky Regulators	1st Sat	Shenandoah Slim	270-354-5040	Boaz
Hooten Old Town Regulators	1st Sat	Double Eagle Dave	423-309-4146	Mckee
Knob Creek Gunfighters Guild	1st Sun	Drew First	502-644-3453	West Point
Green River Gunslingers	2nd Sat	Yak	270-792-9001	Bowling Green
Levisa Fork Lead Slingers	2nd Sat	Escopeta Jake	606-631-4613	Pikeville
Ponderosa Pines Posse	3rd Sat	Copperhead Joe	606-599-5263	Manchester
Ohio River Rangers	3rd Sat	George Rogers	270-554-1501	Paducah
Breathitt Bandits	4th Sat	Slowly But Surely	606-666-4663	Jackson
Rockcastle Rangers	4th Sat	Grinnin Barrett	270-792-3196	Park City
Fox Bend Peacemakers	4th Sun	Tocala Sam	859-552-9000	Wilmore
<b>LA</b>				
Deadwood Marshals	1st & 3rd Sat	Doc Spudley	504-467-6062	Sorrento
Grand Cane Gunslingers	1st Sat	Blackjack Charlie	318-925-9851	Grand Cane
Bayou Bounty Hunters	2nd Sat	Soiled Dove	985-796-9698	Folsom
Grand Ecore Vigilantes	3rd Sat	Ouachita Kid	318-932-6637	Natchitoches
Jackson Hole Regulators	4th Sat	Slick McClade	318-278-9071	Quitman
<b>MA</b>				
Cape Cod Cowboys	2nd Sat	Curly Jay Brooks	508-477-9771	Mashpee
Shawsheen River Rangers	As Sch	Yukon Willie	978-663-3342	Bedford
Harvard Ghost Riders	As Sch	Double R Bar Kid	978-771-9190	Harvard
Danvers Desperados	As Sch	Cyrus Cy Klopps	781-667-2857	Middleton
Gunnysackers	Sat	Nantucket Dawn	781-749-6951	Scituate
<b>MD</b>				
Eas'dern Shore Renegades	1st Sat	Teton Tracy	302-378-7854	Sudlersville
Thurmont Rangers	1st Sun	Cash Caldwell	240-285-7673	Thurmont
Monocacy Irregulars	2nd Tues	Chuckaroo	301-831-9666	Frederick

# Cache It & Stash It<sup>®</sup> PERSONALIZE WITH YOUR ALIAS!

**The most useful and unique sport utility pouch on the market today.** The pouch holds 30 percent more than a standard fanny pack. Ideal for storing your cell phone, keys, personal items, spent brass and ammunition. Made with genuine upholstery grade leather. This pouch may be customized with your SASS alias. All products used in the manufacture of the pouch is made in the USA.

*"Made in America by Americans"*



**Pouch "personalized" with your SASS alias:**  
**\$39.95** (includes shipping)

**Pouch without alias:**  
**\$29.95** (includes shipping)

See the SASS Mercantile in The Cowboy Chronicle and online to browse all available SASS personalized items.

**To Order call or visit:**  
**877.411.SASS / sassnet.com**

To update your SASS Affiliated Club Listing or Annual Match please contact Slipnoose at the SASS Office ph: (877) 411-7277 or slipnoose@sassnet.com

VISIT US AT SASSNET.COM



## SASS AFFILIATED CLUBS MONTHLY SHOOTING SCHEDULE (Cont.)

Club Name	Sched.	Contact	Phone	City	Club Name	Sched.	Contact	Phone	City
<b>MD (continued)</b>					<b>MN (continued)</b>				
Damascus Wildlife Rangers	4th Sat	Chuckaroo	301-831-9666	Damascus	Lookout Mountain Gunsmoke Society	2nd Sat	Wagonmaster	218-780-6797	Virginia
<b>ME</b>					Fort Belmont Regulators	2nd Sun	Mule Town Jack	507-840-0883	Jackson
Big Pine Bounty Hunters	As Sch	Ripley Scrounger	207-876-4928	Willmantic	East Grand Forks Rod & Gun Club	3rd Sun	BB Gunner	218-779-8555	East Grand Forks
Capitol City Vigilance Committee	As Sch	Mark Lake	207-622-9400	Augusta	<b>MO</b>				
Beaver Creek Desperados	As Sch	Jimmy Reb	207-698-4436	Berwick	Ozark Posse (The)	1st Sat	Tightwad Swede	417-846-5142	Cassville
Hurricane Valley Rangers	As Sch	Leo	207-829-3092	Falmouth	West Plains Waddies	2nd & 5th Sat	Major Missalot	417-284-1432	Tecumseh
<b>MI</b>					Moniteau Creek River Raiders	2nd Sun	Doolin Riggs	573-687-3103	Fayette
Rockford Regulators	1st Sat	No Cattle	616-363-2827	Rockford	Shoal Creek Shootists	3rd Sat	Chaos Jumbles	417-451-9959	Joplin
River Bend Rangers	2nd Sat	Pitmaster	574-276-8805	Niles	Gateway Shootist Society	3rd Sun	Bounty Seeker	314-740-4665	St. Louis
Double Barrel Gang	2nd Sat	Dakota Fats	269-721-8190	Hastings	Central Ozarks Western Shooters	3rd Sun	X. S. Chance	573-765-5483	St. Robert
Butcher Butte Bunch	2nd Sun	Grubby Hardrock	810-750-0655	Fenton	Butterfield Trail Cowboys	4th Sat & Sun 3rd Wed	Smokie	417-759-9114	Walnut Shade
Sucker Creek Saddle and Gun Club	3rd Sat	Kid Al Fred	989-832-8426	Breckenridge	Southern Missouri Rangers	4th Wkd	S. M. All	471-461-0033	Marshfield
Chippewa Regulators	3rd Sat	No Name Justice	906-632-1254	Sault Ste. Marie	<b>MS</b>				
Hidden Valley Cowboys	3rd Sun	Saulk Valley Stubby	269-651-5197	Sturgis	Natchez Sixgunners	1st Sat	Winchester	601-445-5223	Natchez
Rocky River Regulators	3rd Sun	Terbonne Bud	248-709-5254	Utica	Gulf Coast Gunslingers	1st Sun	Old Rebel	228-860-0054	Biloxi
Blue Water Gunslingers	4st Sun	Buggyman	810-434-9597	Kimball	Mississippi Peacemakers	3rd Sat	Macon A. Longshot	601-954-3720	Mendenhall
Eagleville Cowboys	4th Sat	One Son of A Gun	231-676-0922	Central Lake	Mississippi River Rangers	4th & 5th Sat	Taska Jim	901-490-2600	Byhalia
Johnson Creek Regulators	4th Sat	Rainmaker Ray	313-618-2577	Plymouth	<b>MT</b>				
Mason County Marshals	4th Sat	Two Gun Troll	231-343-2580	Scottsville	Honorable Road Agents Shooting Society	1st Sat	Diamond Red	406-685-3618	Ennis
Wolverine Rangers	As Sch	R.J. Law	248-828-0440	Port Huron	Sun River Rangers Shooting Society	1st Sun & 4th Wed	Montana Lil' Skeeter	406-761-0896	Simms
Saginaw Field & Stream Club	As Sch	Bad River Marty	989-585-3292	Saginaw	Makoshika Gunslingers	2nd Sat	Doc Wells	406-345-8901	Glendive
Lapeer County Sportsmans Club Wranglers	Sun As Ash	Flat Water Johnny	314-378-5689	Attica	Gallatin Valley Regulators	2nd Sat	El Hombre de Montana	406-388-2902	Logan
<b>MN</b>					Black Horse Shootists	2nd Wkd	J. E. B. Stuart	406-727-7625	Great Falls
Cedar Valley Vigilantes	1st & 3rd Sat	D M Yankee	612-701-9719	Morristown					
Crow River Rangers	1st Sun	Cantankerous Jeb	763-682-3710	Howard Lake					
Granite City Gunslingers	2nd & 5th Sat	Amen Straight	612-723-2313	Saint Cloud					
Lone Rock Rangers	2nd Sat	Red Dutchman	651-402-0368	Farmington					

To update your SASS Affiliated Club Listing or Annual Match please contact Slipnoose at the SASS Office ph: (877) 411-7277 or slipnoose@sassnet.com





## SASS AFFILIATED CLUBS MONTHLY SHOOTING SCHEDULE (Cont.)

Club Name	Sched.	Contact	Phone	City	Club Name	Sched.	Contact	Phone	City
<b>PA</b>					<b>TX (continued)</b>				
Perry County Regulators	1st Sat	Tuscarora Slim	717-789-3004	Ickesburg	Oakwood Outlaws	2nd Wkd	Texas Alline	903-545-2252	Oakwood
Dry Gulch Rangers	1st Sat	Pep C. Holic	724-263-1461	Midway	Canadian River Regulators	2nd, 3rd & 5th Sat	Adobe Walls Shooter	806-679-5824	Clarendon
Boot Hill Gang of Topton	1st Sun	Lester Moore	610-704-6792	Topton	Old Fort Parker Patriots	3rd Wkd	Colt Faro	832-472-3278	Groesbeck
Whispering Pines Cowboy Committee	1st Sun	Panama Red	570-724-7214	Wellsboro	Big Thicket Outlaws	3rd Sat	Shynee Graves	409-860-5526	Beaumont
Chimney Rocks Regulators	2nd Sat	Hattie Hubbs	814-515-2166	Holidaysburg	Tejas Caballeros	3rd Sat	Judge Menday Coming	512-964-9955	Dripping Springs
Logans Ferry Regulators	2nd Sat	Mariah Kid	412-607-5313	Plum Borough	Gruesome Gulch Gang	3rd Sat	Eli Blue	806-729-5887	Kress
Heidelberg Lost Dutchmen	2nd Sat	Ivory Rose	717-627-0694	Schaefferstown	Alamo Area Moderators	3rd Sat	Tombstone Mary	210-493-9320	San Antonio
Westshore Posse	2nd Sun	Hud McCoy	717-683-2632	New Cumberland	Cottonwood Creek Cowboys	3rd Sat	Pecos Cahill	325-575-5039	Snyder
Dakota Badlanders (The)	2nd Sun	Timberland Renegade	610-434-1923	Orefield	Texas Historical Shootist Society	3rd Sun	Charles Goodnight	281-342-1210	Columbus
River Junction Shootist Society	3rd Sat	Mattie Hays	724-593-6602	Donegal	Trinity Valley Regulators	3rd Sun	Grumpy Grandpa	972-206-2624	Mansfield
Jefferson Outlaws	3rd Sat	Red-Eyed Kid	443-392-1615	Jefferson	Badlands Bar 3	3rd Wkd	T-Bone Dooley	903-272-9283	Clarksville
Blue Mountain Rangers	3rd Sun	Cathy Fisher	610-488-0619	Hamburg	Butterfield Trail Regulators	4th Sat	Texas Slim	325-668-4884	Anson
Matamoras Mavericks	3rd Sun	Hammerin Steel	570-296-5853	Millford	Comanche Valley Vigilantes	4th Sat	Billy Bob Evans	972-393-2882	Cleburne
Silver Lake Bounty Hunters	3rd Sun	Marshall T. J. Buckshot	570-663-3045	Montrose	Green Mountain Regulators	4th Sat	Bar Diamond Rider	512-638-7376	Marble Falls
Purgatory Regulators	3rd Wkd	Dry Gulch Geezer	814-827-2120	Titusville	Tejas Pistoleros	4th Sat & Sun	Texas Paladin	713-690-5313	Eagle Lake
Elstonville Hombres	4th Sun	Trusty Sidekick	610-939-9947	Manheim	Tin Star Texans	4th Sat.	Mickey	830-685-3464	Fredericksburg
El Posse Grande	4th Sun	Black Hills Barb	570-538-9163	Muncy Valley	Magnolia Misfits	4th Sun	Attoyac Kid	281-448-8127	Magnolia
Stewart's Regulators	4th Sun	Sodbuster Burt	724-479-8838	Shelocta	<b>UT</b>				
<b>RI</b>					Three Peaks Rangers	1st & 3rd Sat	Curly Jim Whiskus	435-590-9873	Cedar City
Lincoln County Lawmen	4th Sun	Wyoming Blink	401-385-9907	Foster	Big Hollow Bandits	1st Sat	Marshal Dillon	435-724-2575	Heber
<b>SC</b>					North Rim Regulators	1st Sat	Autum Rose	435-644-5053	Kanab
Palmetto Posse	1st Sat	Dun Gamblin	803-422-5587	Columbia	Copenhagen Valley Regulators	1st Sat	M.T. Pockets	801-920-4047	Mantua
Hurricane Riders	3rd Sat	Saloon Keeper	843-361-2277	Aynor	Utah Territory Gunslingers	1st Sat	Lefty Pete	801-554-9436	Salt Lake City
Savannah River Rangers	3rd Sun	Kid Ray	803-960-3907	Gaston	Musinia Buscaderos	1st Sat	Buffalo Juan	435-528-7432	Mayfield
Geechee Gunfighters	4th Sat	Doc Kemm	843-863-0649	Ridgeville	Dixie Desperados/Senior Games	2nd & 4th Sat	The Alaskan	435-635-3134	St. George
Greenville Gunfighters	4th Sun	Cowboy Junky	864-414-5578	Greenville	Deseret Historical Shootist Society	2nd Sat	Old Fashioned	435-224-2321	Fruit Heights
<b>SD</b>					Rio Verde Rangers	2nd Sat	Doc Nelson	435-564-8210	Green River
Camp Sturgis Regulators	1st Sat	Brother King	970-481-7569	Sturgis	Cache Valley Vaqueros	2nd Sat	Logan Law	435-787-8131	Logan
Medicine Creek Road Agents	1st Sun	Iron Mender	605-222-5145	Onida	Hobble Creek Wranglers	2nd Sat	Hobble Creek Marshall	801-489-7681	Springville
Cottonwood Cowboy Association	2nd Sun	Dakota Nailbender	605-520-5212	Clark	Wahsatch Desperados	2nd Sun	Sly Steadyhand	801-546-4843	Fruit Heights
Black Hills Shootist Association	3rd Sun	Hawkbill Smith	605-342-8946	Pringle	Wasatch Summit Regulators	2nd Sun	Old Fashioned	435-224-2321	Salt Lake City
Bald Mountain Renegades	As Sch	Cottonwood Cooter	605-280-1413	Faulkton	Utah War	3rd & 5th Sat	Jubal O. Sackett	801-944-3444	Sandy
<b>TN</b>					Mesa Marauders Gun Club	3rd Sat	Copper Queen	435-979-4665	Lake Powell
Bitter Creek Rangers	1st 2nd & 3rd Sun	Oracle	423-334-4053	Crossville	Diamond Mountain Rustlers	3rd Sat	Cinch	435-724-2575	Vernal
Greene County Regulators	1st Sat	Boozy Creek	423-279-0316	Rogersville	Castle Gate Posse	4th Sat	Rowdy Hand	435-637-8209	Price
Wartrace Regulators	1st Sat & 3rd Sat	Whiskey Hayes	931-684-2709	Wartrace	<b>VA</b>				
Memphis Gunslingers	2nd Sat	Cherokee Sargent	901-674-8220	Arlington	Pungo Posse Cowboy Action Club	1st & 2nd Sat	Missouri Marshal	757-471-3396	Waverly
Smoky Mountain Shootist Society	2nd Sat	Jim Mayo	865-300-4666	Lenoir City	Liberty Long Riders	1st Sun	Thunder Colt	540-296-0772	Bedford
ORSA's Oak Ridge Outlaws	2nd Sat	Hombre Sin Nombre	865-257-7747	Oak Ridge	Cavalier Cowboys	1st Sun & 2nd Wed	Striker	804-339-8442	Hanover County
Tennessee Mountain Marauders	3rd Sat	Double Barrel	423-593-3767	Chattanooga	Virginia City Marshals	1st Tues	Humphrey Hook	703-801-3507	Fairfax
North West Tennessee Longriders	3rd Sat	Can't Shoot Dillion	731-885-8102	Union City	Blue Ridge Regulators	2nd Sun	Bad Company	540-886-3374	Lexington
Highland Regulators	3rd Wkd	Iron Maiden	423-628-2715	Winfield	K.C.'s Corral	3rd Sat	Virginia Rifleman	804-550-2242	Mechanicsville
Ocoee Rangers	4th Sat	Ocoee Red	423-476-5303	Cleveland	Mattaponi Sundowners	3rd Sun & 4th Sat	Flatboat Bob	804-785-2575	West Point
<b>TX</b>					Pepper Mill Creek Gang	4th Sun	Slip Hammer Spiv	540-775-4561	King George
Comanche Trail Shootists	1st & 5th Sat	Dee Horne	432-557-0860	Midland	Bend of Trail	4th Sun	Rowe - A - Noc	540-890-6375	Roanoke
Texas Tumbleweeds	1st Sat	Cayenne	806-355-7158	Amarillo	Rivanna Ranger Company	As Sch	Virginia Ranger	434-973-8759	Charlottesville
Texas Troublemakers	1st Sat	Lefty Tex Larue	903-539-7234	Brownsboro	Stovall Creek Regulators	As Sch	Brizco-Z	434-929-1063	Lynchburg
Plum Creek Carriage Cowboy Shooting Society	1st Sat	Long Juan	512-750-3923	Lockhart					
South Texas Pistoleros	1st Sat	Sauk Valley Sam	210-379-3711	San Antonio					
Texas Peacemakers	1st Sat	Deadeye Greg	903-593-8215	Tyler					
Orange County Regulators	1st Sat & 3rd Sun	Texas Gator	409-243-3477	Orange					
Thunder River Renegades	1st Wkd	Texas Rooster	936-588-6849	Magnolia					
Concho Valley Shooters	2nd Sat	Roamin' Shields	325-656-1281	San Angelo					
Texas Riviera Pistoleros	2nd Sat	Stinking Badger	361-9374845	George West					
Lajitas Rangers And Rogues	2nd Sat	Texas Trouble	915-603-1366	Lajitas					
Travis County Regulators	2nd Sat	Cherokee Granny	979-561-6202	Smithville					
Texas Tenhorns Shooting Club	2nd Sat & Last Full Wkd	Mustang Sherry	903-815-8162	Greenville					
Rio Grande Valley Vaqueros	2nd Sun	Dream Chaser	956-648-7364	Pharr					
Lone Star Frontier Shooting Club	2nd Wkd	Rock Rotten	817-905-3122	Cleburne					
Texican Rangers	2nd Wkd	Red Scott	210-316-0199	Fredericksburg					

# Hit Your Target

Nobody can reach Cowboy Shooters more  
Efficiently & Effectively than SASS &  
*The Cowboy Chronicle.*

To update your SASS Affiliated Club Listing or Annual Match please contact Slipnoose at the SASS Office ph: (877) 411-7277 or slipnoose@sassnet.com

VISIT US AT SASSNET.COM





## SASS AFFILIATED CLUBS MONTHLY SHOOTING SCHEDULE (Cont.)

Club Name	Sched.	Contact	Phone	City
<b>INTERNATIONAL</b>				
<b>ITALY (continued)</b>				
Fratelli Della Costa Onlus	3rd Sat	Oversize	35 05 642 4677	Livorno
Lassiter Fan Shooting Club	3rd Sun	Ivan Bandito	39 34 7043 0400	Mazzano
Maremma Bad Land's Riders	As Sch	Alameda Slim	alamedaslim@owss.it	Siena
Old West Shooting Society Italy	As Sch	Alchimista	39 33 420 68337	Varies
Canne Roventi	Last Sun	Valdez	39 07 1286 1395	Filottrano
Honky Tonk Rebels	Last Sun	Kaboom Andy	39 33 5737 8551	Vigevano
Wild West Rebels	Sun	Bill Masterson	alberto@fron-tisrl.it	Malegno-BS
<b>LUXEMBOURG</b>				
SASS Luxembourg	As Sch	Smiley Miles	35 26 2128 0606	Varies
<b>NORTHERN IRELAND</b>				
Kells County Regulators	1st Sat	Independence Carroll	28 93 368 004	Varies
<b>NORWAY</b>				
Black Rivers	As Sch	Charles Quantrill	47 9325 9669	Loten
Quantrill Raiders	Sun	Charles Quantrill	47 9325 9669	Loten
Schedsmoe County Rough Riders	Thurs	Jailbird	47 6399 4279	Lillestrom
<b>POLAND</b>				
SASS Polish Western Shooting Association	As Sch	Trigger Hawkeye	trigger-hawkeye@hot.pl	Lodz
<b>SERBIA</b>				
Union of Western Shooters of Serbia	As Sch	Hombre des Nudos	63 721 6934	Humska
<b>SWEDEN</b>				
SASS Sweden Northern Rangers	As Sch	Northern S. T. Ranger	46 72 206 7005	Varies
<b>SWITZERLAND</b>				
Black Mountain Gunfighters	As Sch	Blacksmith Pete	417 9449 5800	Romainm A'tier
Old West Shooting Society Switzerland	As Sch	Hondo Janssen	44 271 9947	Zurich
<b>INTERNATIONAL CANADA</b>				
Aurora Desperados	1st Fri	Destry	905-551-0703	Aurora ON
Robbers Roost Hamilton	1st Sat	Bear Butte	905-891-8627	Ancaster ON
Red Mountain Renegades	1st Sun	Preacher Flynn T. Locke	604-820-1564	Mission BC
Bar E Ranch	2nd & 4th Sat	Northern Crow	705-435-2807	Barrie ON
Beau Bassin Range Riders	2nd Sat	Frenchy Cannuck	506-312-0455	Riverview NB
Lambton Sportsman's Club	2nd Sat	Clay Creek	519-542-4644	St. Clair ON
Wentworth Shooting Sports Club	2nd Sun	Stoney Creek	905-664-3217	Hamilton ON
Victoria Frontier Shootists	2nd Sun	Black Ashley	250-744-4705	Victoria BC
Valley Regulators	3rd Sat	Kananaskis Kid	250-923-6358	Courtenay BC
Prairie Dog Rebels	3rd Sat	Valley Boy	519-673-5648	London ON
Valley Regulators	3rd Sat & Sun	High Country Amigo	250-334-3479	Courtenay BC
Otter Valley Rod & Gun	4th Sun	Colt McCloud	519-685-9439	Straffordville ON
Robbers Roost Wild Bunch	As Sch	Legendary Lawman	905-393-4299	Ancaster ON
Islington Sportmen's Club	As Sch	Hawk Feathers	905-936-2129	Caledon ON
Blueridge Sportsmen's Club	As Sch	Rebel Dale	519-599-2558	Clarksburg ON
Waterloo County Revolver Association	As Sch	Ranger Pappy Cooper	519-536-9184	Kitchener ON
Mundy's Bay Regulators	As Sch	Indiana Magnum	705-534-2814	Penetan-guishene ON
Nova Scotia Cowboy Action Shooting Club	As Sch	Wounded Belly	902-890-2310	Truro NS
Palmer's Gulch Cowboys	As Sch	Caribou Lefty	250-372-0416	Heffley Creek BC
Ottawa Valley Marauders	As Sch	Button	514-792-0063	Ottawa ON
Alberta Frontier Shootists Society	As Sch	Powder Paw	403-318-4463	Rocky Mtn House AB
Club de tir Beausejour	As Sch	Richelieu Mike	450-658-8130	St-Jean Chrysos-tome/LAvis QC
Long Harbour Lead Slingers	Tues	Preacher Man John	250-537-0083	Salt Spring Island BC
<b>SOUTH AFRICA</b>				
Pioneer Creek Rangers	2nd & 4th Sat	Slow Wilson	27 83 677 5066	Pretoria
Western Shooters of South Africa	3rd Sat	Richmond P. Hobson	27 21 797 5054	Cape Town S.A

### Monthly Mounted International

<b>LEBANON</b>				
SASS Lebanon - El Rancho Sporting Club	As Sch	Packin Jesse	96 1138 5982	Varies
<b>CANADA</b>				
Quebec Mounted Shooting Association	As Sch	Dirty Owl Bert	819-424-7842	Joliette QC

Club Name	Sched.	Contact	Phone	City
<b>WILD BUNCH USA</b>				
<b>AK</b>				
Alaska 49ers	3rd Sat	Marshal Stone	907-232-1080	Birchwood
<b>AZ</b>				
Cowtown Wild Bunch Shooters	1st Sat	Wild Bodie Tom	602-721-3175	Carefree
NATZY Bunch	3rd Sun	Tumbleweed Rose	928-899-8788	Flagstaff
Bordertown Inc.	As Sch	Pecos Clyde	480-266-1096	Tucson
<b>CA</b>				
Hole in the Wall Gang	1st Sat	Frederick Jackson Turner	818-640-0945	Piru
Gold Country Wild Bunch	3rd Sat	Sutter Lawman	530-713-4194	Sloughouse
<b>CO</b>				
Castle Peak Wildshots	1st Sat	Old Squinteye	970-524-9348	Gypsum
Thunder Mountain Shootists	2nd Sat	Colorado Blackjack	970-260-5432	White Water
<b>FL</b>				
Ghost Town Gunslingers	1st Sat	Copenhagen	904-808-8559	St. Augustine
Lake County Pistoleros	As Sch	Chilly Willy	863-289-2252	Tavares
<b>ID</b>				
Squaw Butte Regulators	1st Sun	Acequia Kidd	208-365-4551	Emmett
<b>IL</b>				
Kaskaskia Cowboys	As Sch	Boben Weev	618-632-0712	Sparta
<b>IN</b>				
Pine Ridge Regulators	1st Wkd	Riverboat Gambler	765-832-7253	Brazil
<b>MI</b>				
Rocky River Regulators	As Sch	Coyote Claxton	810-247-1065	Utica
<b>MO</b>				
Butterfield Trail Cowboys	4th Wkd	Smokie	417-759-9114	Walnut Shade
<b>NC</b>				
Carolina Cattlemen's Shooting and Social Society	4th Sat	J. M. Brown	919-291-1726	Creedmore
<b>NM</b>				
Tres Rios Bandidos	2nd Sun	El Mulo Vacquero	505-632-9712	Farmington
Rio Grande Renegades	3rd Sun	Mica McGuire	505-263-1181	Albuquerque
Los Pistoleros	4th Sat	J. Frank Norfleet	575-648-2530	Founders Ranch
Picacho Posse	4th Sat	Fast Hammer	575-647-3434	Las Cruces
<b>NV</b>				
Lone Wolf Shooters LLC	4th & 5th Wkd	Penny Pepperbox	775-727-4600	Pahrump
<b>OH</b>				
Big Irons (Wild Bunch)	As Sch	Deadwood Stan	513-894-3500	Middletown
<b>OK</b>				
Cherokee Strip Shootists	1st Sat	Scott Wayne	405-377-0610	Stillwater
Oklahoma City Gun Club - Territorial Marshals	2nd Sun	Flat Top Okie	405-373-1472	Oklahoma City
<b>SC</b>				
Greenville Gunfighters	5th Sun	Hondo Jackson	864-414-1968	Greenville
<b>TN</b>				
Wartrace Regulators	3rd Sat	Papa Dave	931-723-7896	Wartrace
<b>TX</b>				
Comanche Valley Vigilantes	4th Sat	Billy Bob Evans	972-393-2882	Cleburne
<b>UT</b>				
Wasatch Summit Regulators	4th Sun	Old Fashioned	435-224-2324	Salt Lake City
<b>WI</b>				
Hodag Country Cowboys	1st Sat	Hodag Bob	715-550-8337	Rhineland
Western Wisconsin	2nd Sat	Flyen Doc Koyote	608-790-3260	Holmen
<b>WV</b>				
Kanawha Valley Regulators	3rd Wkd	Eddie Rebel	304-397-6188	Elean

### Monthly Mounted USA

<b>AZ</b>				
Tombstone Ghost Riders Mounted Club	2nd Sun	Dan Nabbit	520-456-0423	Tombstone
<b>CO</b>				
Reveners of Montezuma	1st Sun	Aneeda Huginkiss	970-565-8479	Cortez
<b>CT</b>				
Connecticut Renegades	As Sch	Cowboy Cobbler	860-558-7484	Granby
<b>FL</b>				
Bay Area Bandits	1st Sat	Slow Poke's Darlin	813-924-0156	Tampa
<b>ID</b>				
Border Marauders Mounted	As Sch	Bad Buffalo Bob	208-610-8229	Eastport
<b>ME</b>				
Maine Cowboy Mounted Shooters	As Sch	Cowboy Bill	207-282-2821	Biddeford
<b>NM</b>				
Buffalo Range Riders Mounted	3rd Sat	Chili Cowboy	505-379-8957	Founders Ranch
<b>NY</b>				
Island Long Riders	As Sch	Mecate Kid	516-610-8166	Farmingdale
<b>OH</b>				
Big Irons Mounted Rangers	As Sch	Stoneburner	513-829-4099	Middletown



To update your SASS Affiliated Club Listing or Annual Match please contact Slipnose at the SASS Office ph: (877) 411-7277 or slipnose@sassnet.com

VISIT US AT SASSNET.COM





**SASS AFFILIATED CLUBS ANNUAL MATCHES**

Match	Dates	Contact	Phone	City	State
<b>USA 2013</b>					
<b>OCTOBER</b>					
<b>SASS NORTHEAST REGIONAL CHAMPIONSHIP</b> Mason Dixon Stampede	03 - 06	Evening Star	301-371-6968	Thurmont	MD
Show-Me Shootout	03 - 06	Longshot John	417-461-0033	Marshfield	MO
<b>SASS Nevada State Championship – Eldorado</b>	03 - 06	Charming	702-565-3736	Boulder City	NV
<b>SASS Alabama State Championship</b> Ambush At Cavern Cove	04 - 06	Drake Robey	256-313-0421	Cavern Cove	AL
High Noon at Tusco	04 - 06	Prairie Dawg	216-932-7630	Midvale	OH
Comanche Moon Shootout	05 - 06	Dee Horne	432-557-0860	Midland	TX
Huntsmans World Senior Games	08 - 12	Mokaac Kid	435-668-4613	St. George	UT
<b>SASS Tennessee State Championship</b> Regulators Reckoning	10 - 13	Whiskey Hayes	931-684-2709	Wartrace	TN
Last Stand at Chimney Rock	11 - 13	Five Jacks	951-347-0862	Lucerne Valley	CA
Mississippi Fandango	11 - 13	Flyen Doc Koyote	608-790-3260	Holmen	WI
Trade Days	12 - 13	Randy Atcher	812-945-0221	Canaan	IN
Gunfight At Wolf Branch	12 - 12	Wild Otter	828-423-7796	Asheville	NC
<b>SASS Ohio State Blackpowder Blackout at Stoney Bottom</b>	12 - 12	Curtice Clay	419-836-8760	Gibsonburg	OH
Peacefuls End of Track at High Sierra	17 - 20	Grizzly Peak Jake	530-676-2997	Railroad Flat	CA
<b>SASS HIGH PLAINS TERRITORIAL BLACKPOWDER CHAMPIONSHIP</b> Thunder at Big Salty	17 - 19	Jubal O. Sackett	801-944-3444	Sandy	UT
<b>SASS Arkansas State Blackpowder Championship</b> Black Smoke on the White River	18 - 19	Arkansas Harper	870-994-7227	Mountain Home	AR
Border Wars	18 - 20	Buffalo Phil	913-898-4911	Parker	KS
<b>SASS New Jersey State Championship</b> Purgatory in The Pines	18 - 20	Peacemaker Reb	908-359-8794	Jackson	NJ
The Last Hurrah	18 - 22	First Chance	509-667-9377	East Wenatchee	WA
Code of the West End	19 - 19	Duke Skywalker	812-626-0214	Evansville	IN
Diamond Four Roundup	19 - 20	Trail Boss	607-796-0573	Cayuta	NY
The Whoopin'	19 - 19	Judge Menday Coming	512-964-9955	Dripping Springs	TX
Hanging Tree Shootout	20 - 20	X. S. Chance	573-774-6311	St. Robert	MO
<b>SASS Arizona State Championship – Bordertown</b>	23 - 27	Mean Rayleen	520-235-0394	Tombstone	AZ
<b>SASS Missouri State Championship – The Branson Triple Classic</b>	23 - 27	Smokie	417-759-9114	Walnut Shade	MO
<b>SASS MIDWEST TERRITORIAL BLACKPOWDER CHAMPIONSHIP</b> The Branson Triple C	23 - 24	Smokie	417-759-9114	Walnut Shade	MO
The Gunfight Behind The Jersey Lilly	24 - 27	Captain Jake	714-318-6948	Norco	CA
Sussex County Range War	25 - 27	Missouri Marshal	757-471-3396	Waverly	VA
Guns of Autumn	26 - 26	Bad Lands Bob	706-654-0828	Gainesville	GA
Shootout at Shakey's Gulch	26 - 27	Justice D. Spencer	574-536-4010	Bristol	IN
Regulators Revenge	26 - 26	Bar Diamond Rider	512-638-7376	Marble Falls	TX
<b>SASS SOUTHWEST REGIONAL CHAMPIONSHIP</b> Comin' At Cha	31 - 02	T-Bone Dooley	903-272-9283	English	TX

**FREE** To ALL SASS Affiliated Clubs Monthly & Annual Match Listings in the Chronicle & on sassnet.com!  
Make sure our Clubs Administrator knows about all of your goings on!  
CALL Slipnoose at the SASS OFFICE or EMAIL slipnoose@sassnet.com

Match	Dates	Contact	Phone	City	State
<b>NOVEMBER (continued)</b>					
Turkey Shoot at the Black Canyon	09 - 09	Silver Rings	970-240-0419	Montrose	CO
The Great Northfield Raid	15 - 17	Gun Hawk	818-761-0512	North Hollywood	CA
<b>DECEMBER</b>					
<b>SASS Texas State Blackpowder Championship Annual</b> Tin Star Lily Christmas Shoot	06 - 08	Mickey	830-685-3464	Fredericksburg	TX
Cowboy Christmas Ball	07 - 07	An E. Di	509-787-1782	Quincy	WA
Holiday Shoot With the Dixie Desperados	27 - 28	One Ton	435-635-2674	Hurricane	UT
<b>JANUARY 2014</b>					
<b>SASS Florida State Champ. The Siege at St. Augustine</b> Ambush at Butterfield Trail	08 - 12	Copenhagen	904-808-8559	St. Augustine	FL
25 - 26	Fast Hammer	575-522-6118	Las Cruces	NM	
<b>MARCH 2014</b>					
<b>SASS Florida State Blackpowder Championship Dark Day on the Santa Fe</b> Trailhead 14	01 - 01	Deadly Sharpshooter	352-317-6284	Fort White	FL
20 - 23	Charles Goodnight	281-342-1210	Columbus	TX	
20 - 23	Colt Faro	832-472-3278	Groesbeck	TX	
Raid on Old Fort Parker	24 - 24	Mose Spencer	270-349-4392	Sparta	IL
The Midwest Classic Black Powder State Championship	26 - 29	Texas Alline	903-545-2252	Oakwood	TX
<b>SASS Texas State Championship – Jail Break</b>					
<b>APRIL 2014</b>					
Dry Gulch At Arroyo Cantua	03 - 06	Sutter Lawman	530-713-4194	Sloughhouse	CA
Comancheria Days	10 - 13	Red Scott	210-316-0199	Fredericksburg	TX
15 - 19	Bit Younger	435-817-0056	St. George	UT	
Ruckus at Red Rock	24 - 27	Flat Top Okie	405-373-1472	Oklahoma City	OK
25 - 27	Val Darrant	575-396-5303	Hobbs	NM	
Monument Springs Bushwhacker Annual Fandango	26	Fast Hammer	575-522-6118	Las Cruces	NM
Butterfield Range War Law Enforcement vs. Cowboys					
<b>MAY 2014</b>					
<b>SASS California State Champ. Shootout at 5 Dogs Creek</b>	01 - 04	Mad Trapper of Rat River	661-203-4238	Utah Blaine	CA
<b>SASS Kansas State Blackpowder Championship Siege at Clark's Creek</b>	02 - 04	Flinthills Dawg	785-479-0416	Chapman	KS
<b>JULY 2014</b>					
<b>SASS Pennsylvania State Blackpowder Shootout Smoke on the Ridge</b>	20 - 20	Slowpoke John	717-676-3198	Ickesburg	PA

Annual USA Wild Bunch Matches					
<b>OCTOBER</b>					
<b>SASS Arizona State Wild Bunch™ Championship</b>	12 - 13	Wild Bodie Tom	602-721-3175	Peoria	AZ
<b>SASS West Virginia State Wild Bunch™ Championship</b>	19 - 22	Eddie Rebel	304-397-6188	Eleanor	WV
<b>SASS Missouri State Wild Bunch™ Championship</b>	23 - 24	Smokie	417-759-9114	Walnut Shade	MO
<b>NOVEMBER</b>					
<b>SASS Idaho State Wild Bunch™ Championship – Squaw Butte Regulators 1st Annual</b>	02 - 03	Acequia Kidd	208-365-4551	Emmett	ID
<b>INTERNATIONAL</b>					
<b>CANADA</b>					
<b>SASS Ontario Wild Bunch™ Provincial Championship</b>	Oct 11 - 13	Bear Butte	905-891-8627	Ancaster	ON
<b>JANUARY 2014</b>					
<b>SASS New Mexico State Wild Bunch™ Championship Shootout at Butterfield Trail</b>	23 - 24	Fast Hammer	575-522-6118	Las Cruces	NM

Annual International Matches					
<b>CANADA</b>					
<b>SASS Ontario Wild Bunch™ Provincial Championship</b>	Oct 11 - 13	Bear Butte	905-891-8627	Ancaster	ON
<b>AUSTRALIA</b>					
Gunfight at the OK Corral 19th Annual	Oct 26 - 27	Duke York	61 418 632 366	Drouin	
<b>NEW ZEALAND</b>					
<b>SASS New Zealand Regional Championship – High Noon</b>	Nov 07 - 10	Prairie Dog Brown	64-737-74-181	Ashburton	
<b>GERMANY</b>					
<b>SASS German Championship</b>	Nov 30 - 01	Rhine River Joe	49 2823 3426	Wegberg	
Texas Ranger Cup 2	Dec 06 - 08	Il Calabrese	49 28 239 8080	Wegberg	
Shootoff Championship	Dec 07 - 08	Rhine River Joe	49 28 235 807	Wegberg	
<b>SOUTH AFRICA</b>					
Shootout in the Mother City	Nov 23 - 23	Richmond P. Hobson	27 21 797 5054	Cape Town	

To update your SASS Affiliated Club Listing or Annual Match please contact Slipnoose at the SASS Office ph: (877) 411-7277 or slipnoose@sassnet.com

VISIT US AT SASSNET.COM

# GREAT GIFTS FROM THE SASS MERCANTILE!



**Leather Badge Holders**  
in 3 colors and sizes.  
2 1/2" - \$19.95  
3" - \$22.95 & Custom to fit  
collector badge \$24.95



**Pocket Badge Holder**  
in Black, Brown and Natural.  
\$14.95



**Official 2013 END of TRAIL Shirt**  
While they last!  
NEW! \$19.95



**Ammunition is back in stock**  
45, 45SCP & 38 Special  
Call the office for details.



**Navy Lightweight Winter Jacket**  
SASS marshal logo.  
ON SALE \$69.95



**Charcoal SASS Cap**  
\$19.95



**Official 2013 END of TRAIL Cap**  
\$19.95



**Official 2013 END of TRAIL Mug**  
\$9.95



**2012 END of TRAIL DVD**  
Recap - 18 minutes  
\$9.95



**SASS Match Management & Scoring System**  
\$340.00 (Includes \$15.00 for Shipping)



## SASS Winners Buckle & Order Form (Please clip and return)

*Order your winners buckle today through the SASS mercantile!*

Any 1st to 5th place category winner in any SASS Sanctioned State, Regional, Territorial, National or World Championship match can order a buckle with proof of placement. Complete the form below and return to the SASS office with payment or call the office to place your order. Congratulations to our many winners!!!

**\$109.95 (Includes Shipping)**



Alias: \_\_\_\_\_ SASS #: \_\_\_\_\_  
 Name: \_\_\_\_\_  
 Address: \_\_\_\_\_  
 City: \_\_\_\_\_ State: \_\_\_\_\_ Zip: \_\_\_\_\_

Phone 1: \_\_\_\_\_  
 Phone 2: \_\_\_\_\_  
 E-mail: \_\_\_\_\_

### Buckle Information:

SASS Sanctioned Match: \_\_\_\_\_  
 State Championship  Regional Championship  National Championship  
 World Championship  Territorial Shoot Out  State Shoot Out  
 Date & Year: \_\_\_\_\_ Location: \_\_\_\_\_  
 Shooting Category: \_\_\_\_\_ Place of Finish: \_\_\_\_\_  
 Proof of Placement: \_\_\_\_\_  
 Club Contact: \_\_\_\_\_ Contact Phone: \_\_\_\_\_


**Method of Payment (U.S. funds): \$109.95 (Includes \$9.00 shipping)**

(NM Residents Add 7.625% Sales Tax) SUBTOTAL: \$ \_\_\_\_\_

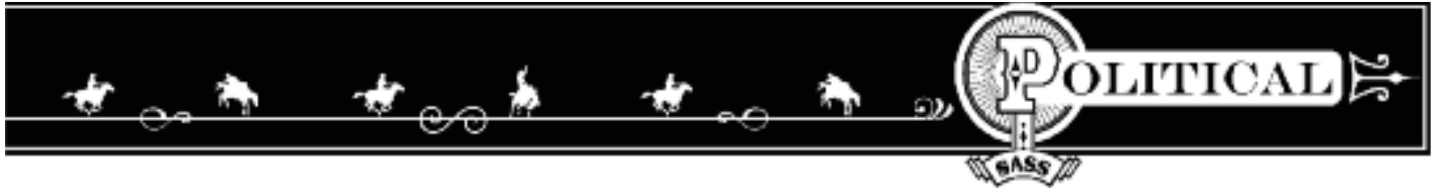
**TOTAL: \$ \_\_\_\_\_**

Personal Check  Money Order  Amex  Visa  M/C  Discover  
 Card #: \_\_\_\_\_ Exp. Date: \_\_\_\_\_  
 Signature: \_\_\_\_\_

**TO ORDER CALL: (877) 411-SASS OR VISIT WWW.SASSNET.COM**



Colonel Dan, SASS Life/  
Regulator #24025



# THE GREAT AMERICAN NIGHTMARE

By Colonel Dan, SASS #24025, Life/Regulator

**T**he “recent” IRS scandals are anything but recent. This nightmare has been ongoing for years. The only thing recent is they were caught and instances of their “ways” have been publicly revealed. And rest assured, this is not the total extent of such behavior—my instincts tell me it’s merely the tip of it. What’s just as important as the public exposure is who exposed it. It sure wasn’t Congress; it was “We the People” in the form of those most recently targeted patriots who got fed up and very publicly raised hell in significant numbers that forced Congress to “investigate” and “vehemently” demonstrate their “outrage” on TV! But as I’ve always said, ignore what they say; watch what they do ... congressional actions will tell you how serious they are in fixing this for the American people. Why couldn’t or didn’t our Congressional “watchdogs” uncover and expose this situation long ago? Read on for my take regarding the “why” of it.

Each year, I begrudgingly submit my income tax form on 1 April. What more appropriate day is there for such insanity than All Fools Day? The fact Americans tolerate such a generally hated system that grows increasingly complex and oppressive, while smothering economic freedom and personal liberty, renders us among the biggest fools on Earth.

Our tax system is one of the most incomprehensible pieces of trash on the planet. It’s so complex even those who write it and those who enforce it can’t understand it. Government agencies habitually give inconsistent answers about it, yet they routinely fine, punish, and even jail those that don’t or can’t “comply” with it! It’s not only incomprehensibly obtuse, it’s the only system in America wherein if questioned, you are presumed guilty until YOU prove your innocence, and

you can go to jail if you’re unable to provide the proof to the satisfaction of those who enforce this idiocy. That alone is unconstitutional, and I don’t give a tinker’s dam what the courts have ruled in the past over this immoral approach. Keep in mind, the courts are also the entity who unconscionably ruled that Dred Scott was not and could not be an American citizen with all the rights ascribed thereto.

Not so surprisingly, Thomas Jefferson had some sage advice on this very complex taxation question over 200 years ago. ***“Would it not be better to simplify the system of taxation rather than to spread it over such a variety of subjects and pass through so many new hands?”*** Yet additional evidence that substantiates my continuing view our founders were divinely inspired.

It’s been my position for decades that the tax code is intentionally written to be confusing so Congress can interpret and manipulate it to suit their needs at any given time while keeping themselves at the center of control.

If you remember, the hearings about the constitutionality of the 16<sup>th</sup> Amendment were cancelled supposedly due to 9/11. Actually the hearing room was never reserved in the first place, and the hearings were then never rescheduled. They hoped Americans would forget about it—and we did.

Everyone in Washington knows this is an insane system, so why do they keep it when it’s been shown that the simpler way—sales tax, e.g., *The Fair Tax* or flat tax—is more profitable and efficient for both government and the governed? Even Russia now has a 13% flat tax. Result: government coffers and taxpayers’ spirits are way up.

Unfortunately, America’s income tax is used for much more than generating revenue as we’ve seen time and again. The power to tax is power indeed, and this destructive power, along with the

***“The reward of energy, enterprise, and thrift—is taxes.”***

~ William Feather ~

muscle of armed enforcement has become THE primary tool of control for those in Congress.

The reason our government retains this ridiculously obtuse system is so they can dole out favors through manipulation of tax laws, interpret the complexities as they see fit, pressure those who are viewed as political adversaries, and generally retain power over a confused nation that must come to them for interpretation of the rules they created!

Just think about it. If you can invent a system whereby you write the rules, interpret the rules as you see fit, enforce the rules arbitrarily, and require everyone to come to and through you for judgment on the rules, you control the whole game! That’s sure not the American dream or role of government our Founders envisioned!

If taxes were simple enough for everyone to understand, government would lose its ability to interpret and control much of your life. Keep ‘em fed; keep ‘em entertained, and keep ‘em in the dark is the key to exercising power over the masses.

This system of taxation will someday pass away, but only through defeat, not common sense I’m afraid. That defeat will require Americans to take either of two paths as I see it.

1. Instigate peaceful change. Through legislative and elective processes, we could theoretically convince our elected representatives to repeal it, or we could elect those who would repeal it. This is the path I prefer, but I’m not optimistic. Given the submissiveness of younger generations being indoctrinated in government schools, I’m

not optimistic about it happening in my grandchildren’s lifetime.

2. Coordinated civil disobedience. By getting totally fed up and refusing to obey through widespread disobedience, Americans could ultimately force change. This, however, would require an organized tidal wave of effort, not just resistance from an isolated few that forces Congress into radical change.

And, I guess there’s a more drastic third way. The tax will certainly die along with our republic either through war or internal crumbling, as has been the fate of many past civilizations. No nation has yet lasted forever.

One thing I think you can safely bet on—fire will freeze solid before Congress ever willingly votes to dismantle the income tax or repeal the 16<sup>th</sup> Amendment. It’s only through the enforcement power of arms, taxes, and complex bureaucracies compelling people to come to them for everything that government retains its dominance. To think politicians will ever freely surrender such massive power borders on delusional.

If the income tax is ever to die, power must shift from entrenched politicians to those who actually want it to die; otherwise, we will live with it until America dies.

I’m personally convinced that if Americans, by whatever means, never force change in a system that callously punishes energy, enterprise, and thrift, we’ll all see the great American dream further morph into the great American nightmare with no wake up call.

Contact Colonel Dan:


[coloneldan@bellsouth.net](mailto:coloneldan@bellsouth.net)

Colonel Dan’s Blog:

<http://coloneldan1776.com/>

**NEW! SPRING KITS AND SCREW KITS FOR UBERTI RIFLES AND REVOLVERS - GREAT FOR REPLACEMENT PARTS!**

### **NEW! Gunfighter Model**



NEW Gunfighter model, an 1873 CATTLEMAN with an army size grip for improved comfort and balance, .45LC or .357Mag, 5 1/2" Barrel

### **NEW! Ladies & Youth Carbine**



Great size for petite shooters, ladies, and youth. Short 16 1/8" barrel holds ten rounds of .38Sp ammo. Accessorized for comfort and even competition!

### **Wild Bunch 1911 .45ACP**



Also available in .22LR. Great for practice!

### **Wyatt Earp Coach Gun**



High Quality Coach Gun made by Pedersoli. Pistol Grip, checkered stock, case-hardened frame

### **Top Break Revolver**



Three Barrel Length Options. Russian Models Available too!

### **1874 Sharps Down Under Model**



Sight packages available. Model manufactured by both Pedersoli and Chiappa Firearms

### **Smoke Wagon™ & Runnin' Iron®**

Available in consecutive pairs / Deluxe-tuned models optional Runnin' Iron Hammers Also Sold Separately



### **1892 Rifle**



Also available in a Standard Carbine Model and Rio Bravo Model

### **Lady Tequila Rig**



Taylor's has teamed up with Kirkpatrick Leather!



Friend us on Facebook



★ **TAYLOR'S & Co., INC.** ★  
*Keeping the Legend Alive*



540-722-2017 • 304 Lenoir Drive, Winchester VA 22603  
VISIT OUR NEW WEBSITE AT [WWW.TAYLORSFIREARMS.COM](http://WWW.TAYLORSFIREARMS.COM) / E-Mail: [info@taylorsfirearms.com](mailto:info@taylorsfirearms.com)  
ORDER YOUR 2011 CATALOG ONLINE