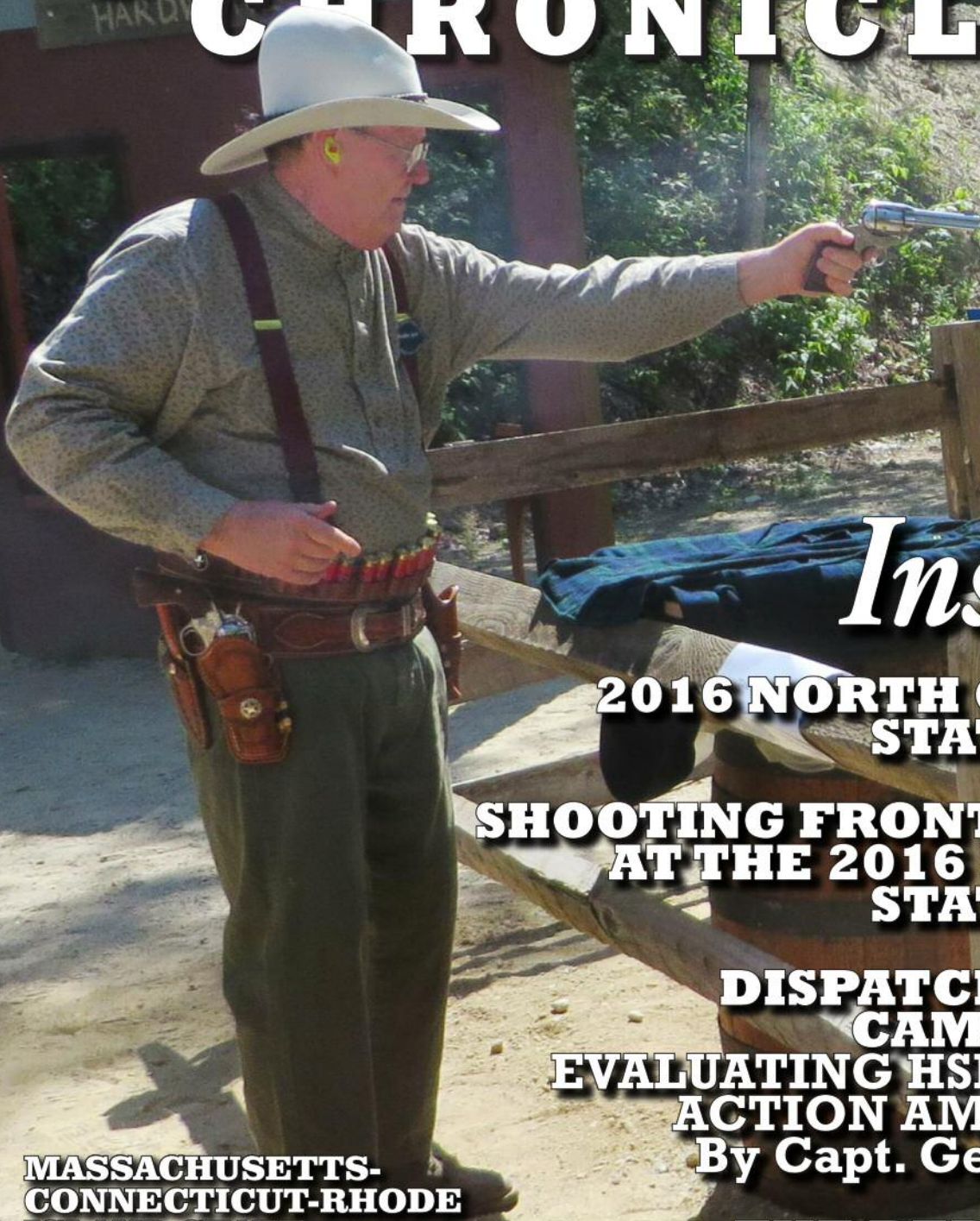


**TRIED**

DECEMBER | 2016



# Cowboy CHRONICLE



*Inside...*

**2016 NORTH CAROLINA  
STATE MATCH**

**SHOOTING FRONTIERSMAN  
AT THE 2016 MONTANA  
STATE MATCH**

**DISPATCHES FROM  
CAMP BAYLOR  
EVALUATING HSM COWBOY  
ACTION AMMUNITION**  
By Capt. George Baylor

**MASSACHUSETTS-  
CONNECTICUT-RHODE  
ISLAND STATE  
CHAMPIONSHIP 2016**

Peddler Jack takes sure aim at this year's always-popular Tri-State Championship.

**THE REDEMPTION  
OF JOHN POPE**  
History By Big Dave



# NO AVERAGE COWGIRL

357 Magnum  
38 Special  
44 Magnum  
45 Long Colt  
45-70 Government

FREEDOM MUNITIONS®  
**LEADVILLE**®  
COWBOY ACTION AMMO

For the historic firearms shooter and collector, Leadville® by Freedom Munitions® offers the loads you need in a ready-to-shoot package. Loaded to velocities ideal for cowboy action shooting, Leadville brings the old west to the modern age.

Use code *CC2016* for 5% OFF your entire order  
**FREEDOMMUNITIONS.COM**





# Wild West Mercantile

7302 E. Main Street Suite #7 Mesa, AZ 85207

Local : 480-218-1181

Toll Free : 800-596-0444

[www.wildwestmercantile.com](http://www.wildwestmercantile.com)



Get an additional **10% off** your online order or in store purchase  
Just Enter Coupon Code **COWBOY10** at check out and get an extra  
Code good December 01, 2016 through December 31, 2016



Shooters Boots



Men's Coats



Ties & Accessories



Vintage Jewelry



Victorian Corsets



Ladies Undergarments

## Visit Our Store Location in Mesa Arizona

Main Street between Power Rd & Sossamon Rd  
on the north side of the street in the Sun Valley Plaza

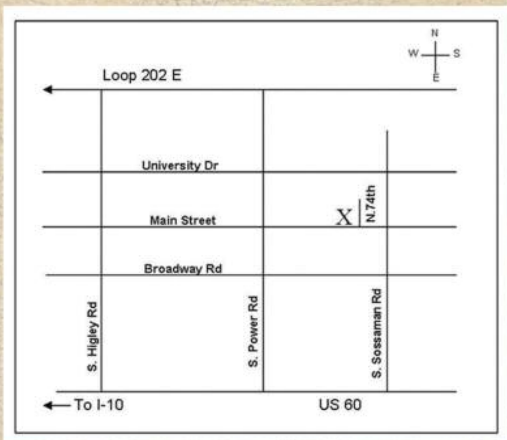
### Store Hours

Monday-Saturday 10am - 6pm  
Closed Sunday

Toll Free: 1-800-596-0444  
[info@wwmerc.com](mailto:info@wwmerc.com)



[www.wildwestmercantile.com](http://www.wildwestmercantile.com)



### Need A Gift Idea?

Not Sure What to get your  
Favorite Cowboy or Cowgirl?  
Why not give them a  
Wild West Mercantile  
Buckaroo Buck Gift Certificate!





# CONTENTS

5	<b>FROM THE EDITOR</b> Skinny's Soapbox
6-8	<b>COVER FEATURE</b> 2016 MA-CT-RI (Shootout at Sawyer Flats)
9-12	<b>LETTERS &amp; OPINIONS</b>
12, 13	<b>NEWS</b> N-SSA National Competition
14-19	<b>ANNUAL REPORTS</b> NC State Match ... Montana State Match
20-26	<b>CLUB REPORTS</b> The Evolution of Cowboy Action Shooting™
28-44	<b>GUNS &amp; GEAR</b> Dispatches Camp Baylor ... Safety Practices
45	<b>SASS MERCANTILE</b>
46-53	<b>HISTORY</b> The Dakota War and the Redemption of John Pope
49	<b>SASS AFFILIATED MERCHANTS</b>
54, 55	<b>PROFILES</b> Scholarship Recipients 2016
56-63	<b>ARTICLES</b> SASS Suggested Target Distances ... Comic Book Corner
64, 65	<b>GENERAL STORE</b>
65	<b>ADVERTISERS INDEX</b>
66, 67	<b>SASS NEW MEMBERS</b>
68	<b>SASS AFFILIATED CLUB LISTINGS</b> (Annual / Monthly)



Shooting a stage while hobbled by a Ball and Chain may not be a frequent occurrence at modern Cowboy events, but at one time it was considered "standard" for a match. Here, Big Casino (timed by Cactus John) relives the glories of days gone by at a recent "Old Tyme" match held by The Horse Ridge Pistoleros near Bend, Oregon.

Visit our Website at **SASSNET.COM**

**SASS® Trademarks**  
 SASS®, Single Action Shooting Society®,  
 END of TRAIL®, EOT®,  
 The Cowboy Chronicle™,  
 Cowboy Action Shooting™,  
 CAS™, Wild Bunch™,  
 Wild Bunch Action Shooting™,  
 The World Championship of  
 Cowboy Action Shooting™,  
 Bow-legged Cowboy Design, and the  
 Rocking Horse Design  
 are all trademarks of  
 The Single Action Shooting Society, Inc.  
 Any use or reproduction of these marks  
 without the express written permission  
 of SASS is strictly prohibited.

## The Cowboy Chronicle



### Editorial Staff

**Skinny**

*Editor-in-Chief*

**Misty Moonshine**

*Managing Editor*

**Tex and Cat Ballou**

*Editors Emeritus*

**Adobe Illustrator**

*Layout & Design*

**Mac Daddy**

*Graphic Design*

**Square Deal Jim**

*Advertising Manager*

**(410) 531-5456 • Cell: (703) 728-0404**

**chronicleads@sassnet.com**

#### Staff Writers

*Big Dave, Capgun Kid*

*Capt. George Baylor*

*Col. Richard Dodge*

*Jesse Wolf Hardin, Joe Fasthorse*

*Larsen E. Pettifogger, Palaver Pete*

*Tennessee Tall and Rio Drifter*

*Texas Flower*

*Whooper Crane and the Missus*

The Cowboy Chronicle is published by The Wild Bunch, Board of Directors of The Single Action Shooting Society. For advertising information and rates, administrative, and editorial offices contact:

Chronicle Administrator  
 215 Cowboy Way • Edgewood, NM 87015  
 (505) 843-1320 • FAX (505) 843-1333  
 email: SASSCHRON@sassnet.com  
<http://www.sassnet.com>

The Cowboy Chronicle (ISSN 15399877) is published monthly by the Single Action Shooting Society, 215 Cowboy Way, Edgewood, NM 87015. Periodicals Postage is paid at Plattsburgh, NY and additional mailing offices (Permit #20591).

**POSTMASTER:** Send address changes to The Cowboy Chronicle, 215 Cowboy Way, Edgewood, NM 87015.

**DISCLAIMER** - The Single Action Shooting Society does not guarantee, warranty or endorse any product or service advertised in this newspaper. The publisher also does not guarantee the safety or effectiveness of any product or service illustrated. The distribution of some products/services may be illegal in some areas, and we do not assume responsibility thereof. State and local laws must be investigated by the purchaser prior to purchase or use of products/services.

**WARNING:** Neither the author nor The Cowboy Chronicle can accept any responsibility for accidents or differing results obtained using reloading data. Variation in handloading techniques, components, and firearms will make results vary. Have a competent gunsmith check your firearms before firing.



# From The Editor

# SKINNY'S SOAPBOX

By Skinny, SASS #7361



## President Trump

It's the morning of November 9, 2016 as I write this and we now know Donald Trump—seemingly against the odds—has been elected the 45th President of the United States. As you know from my editorials of the past several months, I truly believe this result spells the best news for our sport and for gun owners in general. It is now unlikely we will see any significant anti-gun laws for the next four years, but more importantly, it's probable we will now enjoy the benefits of a Supreme Court structured to favorably interpret the Second Amendment for many years to come.

Don't misunderstand me. I don't necessarily think Trump is the best President we could have elected, but I do think he was the best choice of the candidates with which we were presented, as interpreted from a pro-Second Amendment point of view. Trump does not represent my thoughts or feelings on many other issues, to be sure, but one of the sad realities of the modern political world is it has become almost impossible to choose a single candidate who is in favor of *all* our rights and privileges, and thus we've been maneuvered into a position where we have to decide which rights are most important to us and vote an accordingly single-issue platform. That's too bad.

In any case, Trump is our new president. I hope he doesn't disappoint.

## Cap and Ball Revolvers

I'm pleased to note a growing trend for Plainsman events to be included in yearly matches other than END of TRAIL and Winter Range. Even though I don't compete regularly in the Frontiersman category—or any black powder category—Plainsman has always been one of my favorite side events at major matches. It's good to see it making a resurgence. This is by way of calling your attention to this issue's article by Yuma Jack on the new competition packages being offered by Long Hunter Shooting Supply ([www.longhunt.com](http://www.longhunt.com)) for Colt pattern cap and ball revolvers. The product described certainly sounds like it will make Plainsman and Frontiersman more enjoyable for those who prefer to look traditional with the open tops. To be sure, Rowdy Yates with Lee's Gunsmithing ([www.leesgunsmithing.com](http://www.leesgunsmithing.com)) also does an exceptional job of tuning Colt style cap and ball revolvers for competition, but he is semi-retired and has cut back on the work load he will accept, so seeing a new option available from Long Hunter is good news indeed.

## Comic Book Corner

This issue we're continuing with our re-presentations of the adventures of Fargo Kid, this one from *Fargo Kid* #4 (August-September 1958), which was actually the second issue. As before, the story this issue was drawn by John Severin—working under the pen name LePoer—who would go on to make a significant impact on the comic book art of the late 1950s to late 1970s. I hope you enjoy it. As always, material for Comic Book Corner comes to us through Comic Book Plus. Visit their website at [www.comicbookplus.com](http://www.comicbookplus.com) to enjoy more vintage Western and other genre comic books.

—Skinny 🐾



Continue Receiving Printed Editions of

*The Cowboy Chronicle*

Renew Your Membership Today

Call

877-411-SASS (7277)



# SHOOTOUT AT SAWYER FLATS

## 2016 MA-CT-RI

### State Championships

By Appaloosa Amy, SASS #63949



Appaloosa Amy,  
SASS #63949



Frontier Cartridge Gunfighter winners.

**June 3, 4, and 5, 2016.** The SASS® combined Massachusetts-Connecticut-Rhode Island State Championships took place at the Harvard Sportsman's Club in Harvard, MA. For more than a decade the Harvard Ghost Riders have been hosting this match and we like to think we offer an event worthy of your hard earned dollars. But let's recap our 2016 match and you decide.

The location of the match is ideal when it comes to convenient lodging choices. The range has dry camping available or for those wishing for full hookups there is a really nice campground within

five miles, and every year we block rooms at a nice Hampton Inn within 15 minutes of the match. The area has some good restaurants and one fantastic ice cream place which is a must go to. You can't overlook the importance of a good place to stay and a hot fudge sundae.

Now let's discuss the match. Friday side events had a lot going on. We had the normal speed stuff and pocket pistol, which are always included in the price of the main match. A big draw is the Three-Stage Mini Match. After the first time recorded, these warm ups were run as many times as you

wanted for fastest time. There was also a separate Three-Stage Wild Bunch match that started at 10:00 a.m. so those folks still had time to shoot all the other events in the afternoon. After the Friday night walk-through for posse marshals, there was a pasta dinner at the range under the big tent where folks could relax and socialize.

Side events were fun but the meat and potatoes of any match are the ten main match stages shot on Saturday and Sunday. And to make sure the posses run smooth, a lot of thought go into putting together good posses. We have efficient marshals (like Rootin' Tootin' Tim, Milo Sierra, and Rowdy Bill), and we put folks with the people with whom they want to posse, all while making sure the posses have some good workers... you know, those folks who go above and beyond resetting and picking brass. This combination creates a good shooting atmosphere.

One of the most important things about a match are the stages. It's not exactly easy writing ten stages that are fun, consistent, and efficient in terms of





Hawley McCoy



Nutmeg Ryder



Birdie Cage

## Shootout at Sawyer Flats . . .

staging guns, shooting times, and resetting targets. But having 10-plus years of experience, we know what works and what doesn't. And it's always good to have an interesting theme around which to build the stages. This year's theme was "They Still Make Westerns, Don't They?" which had scenarios based on movies of the new millennium like *Open Range*, *Cowboys and Aliens*, *Jane Got A Gun*, *3:10 to Yuma*, and *Appaloosa*. Targets were of good quality steel and of decent size. The shotgun targets went down when you hit them and were numerous, including a stage with eight. Placement of the targets varied from somewhat close to pretty close and had lots of props, from doorways and building façades to a stagecoach and railcar. Sturdy gun rests and down-range movement are always a fundamental part of this match. We have 10 separate bays and we like to make the most of them without it being a track meet. After shooting on Saturday there was a banquet and many got gussied up for some good eats and more socializing.

The weather was nice all three days and after shooting the final four stages on Sunday we upped our game this year with a three-person team shoot off. We paired the top 16 men with the top 16 women then added the next 16 shooters to make the teams. It was one of the most fun shoot offs to watch and

even more fun to shoot in and made the time go by until the match scores were ready. The shoot off was run on a mirrored stage on our big Bay 2, right near the main tent. Each team decided who shot rifle, who shot the revolvers, and who cleaned up with the shotgun, which meant the last person had to make up any misses from the rifles and pistols with the shotgun plus knock down four targets including the crossover target. Whichever team's last shotgun target was on the bottom won that round and moved on to the next. There were many close finishes including the final with the overall winning team being Annabelle Bransford (NY), Splinter Bill (NH), and Rootin' Tim (ME).

As soon as the shoot off wrapped up it was awards time, where some classy plaques by Klassic Laser Works were given out and raffle tickets were pulled for some very nice prizes. Hawley McCoy from MA was awarded the Starpacker Spirit of Game badge for all her hard work over the many years of running this match. And something special at this year's awards was the announcement that the name of the cowboy range, Sawyer Flats, would be re-named Barrister's Junction in honor of long time Ghost Rider and Match Director, Barrister Bill.

So you decide if this match is worth putting on

*(Continued on page 8)*





### Shootout at Sawyer Flats . . .

*(Continued from page 7)*

your agenda. A variety of side events. Check. Good Posses. Check. Great Stages. Check. Super fun shoot off. Check. A group of dedicated cowboys and girls that each year want nothing more than to put on a great match. Check, check. When you turn the calendar for 2017 make sure June 2, 3, and 4 is circled for this event! It's worth it. Our website is [www.harvardghostriders.com](http://www.harvardghostriders.com).

#### WINNERS

- Top Overall Man and CT State Champion – **James Samuel Pike, SASS #53331**
- Top Overall Lady – **Spinning Sally, SASS #89526**
- CT State Ladies Champion – **Appaloosa Amy, SASS #63949**
- MA State Men's Champion – **Grazer, SASS #38845**
- MA State Ladies Champion – **Birdie Cage, SASS #32773**
- RI State Men's Champion – **Nutmeg Rider, SASS #74966**
- RI State Ladies Champion – **Nanny Oakley, SASS #85920**






# Letters & Opinions

## LET'S GET THE FACTS STRAIGHT

We don't need to twist the facts to protect the Second Amendment. The Constitution will protect it for us. Presidents cannot abolish a constitutional amendment. To change or abolish an Amendment requires a two-thirds vote of the House and the Senate followed by three-quarters of the states approving. The President and the Supreme Court have no voice in the matter. Presidential Executive Orders also cannot change the constitution (<https://www.archives.gov/federal-register/constitution>). The 23 Executive Orders recently issued by President Obama address Background Checks and what needs to be done to make them more effective—there was no mention of altering or abolishing the Second Amendment (<http://www.forbes.com/sites/rickungar/2013/01/16/here-are-the-23-executive-orders-on-gun-safety-signed-today-by-the-president/#4bbb834e7cff>).

As a devoted supporter of the NRA and the Second Amendment (see pictured certificate), I frown



on those who think we need to twist the facts to protect our gun rights—mis- and disinformation seems to be the tools some feel need to be used to protect our right to keep and bear arms—that is not the case. We need to remain united and fight for the truth, not fiction. Our greatest enemy is not the President elect or the Supreme Court, it's your local legislative

body we need to watch—they are the ones who are legislating against certain types of firearms and ammunition, and they are having a fairly successful rate in doing so. The more successful they are, the more they encourage the federal government to legislate against certain firearms and ammo—that's the true enemy of the Second Amendment—local legislators—let's vote them out! But remember, neither the President nor the Supreme Court can abolish a constitutional amendment. That's a fact, not mis- or disinformation.

—Palaver Pete, SASS Life/Regulator #4375

## ELECTION 2016

Skinny, I could not disagree more with your editorial endorsing Donald Trump for President. Trump is a narcissistic sociopath who has demonstrated repeatedly that his positions are quite fluid. The Second Amendment will survive a Clinton presidency. In fact, my sense is she will be a one term

president should she be elected. This is an opportunity for the Republican party to reflect and get their act together. They said that they did that when Romney lost but Trump is proof positive they have regressed further into a very dark place.

—Desert Pete, SASS #42168

*Pete and, er... Pete, while I do agree the Constitution cannot be negated by either the President or Congress, I nevertheless maintain if we elect officials who are anti-Second Amendment they can and often do enact rules, laws, and procedures that make acquiring firearms difficult—sometimes to the point of virtual impossibility. The Supreme Court likewise cannot strike down an*

*Amendment, but depending on the philosophical leanings of the majority of the Court, they can interpret Amendments in “interesting” ways. That's why I was concerned with electing the Republican (any Republican) to office this time. Desert Pete, though I do not share your extremely negative opinion of*

*(Continued on page 10)*



## Letters & Opinions . . .

*(Continued from page 9)*

*Trump, we now know he is our new president and I have always supported the office of the president, regardless of the individual's party or leanings. Hopefully Trump won't disappoint.*

—Skinny

This is an open letter to President Elect Donald J. Trump.

Congratulations on the election! You have proved to the country that "We the People" want a change in our government. My request and hope is you will please do your supporters and the country a big favor and just get over yourself and get on with the business of running our country.

—Mad Dog McCoy, SASS #17292

### COSTUMING IN The Cowboy Chronicle

**S**kinny, I am a former printer/publisher and I am hugely aware of the thankless job you perform. I looked forward to the new (October) printed Chronicle with great expectations because I used the old one for the promotion of our game.

Sadly, the single most voiced opposition to SASS from non-participants is the non-existent costume requirements. I have had many people tell me they would like to shoot but don't want to "dress up like clowns." I therefore cannot use the current print edition for promotion.

*Well... I'm sorry to hear that, but I am puzzled by your experiences with non-SASS members. In my experience, the costuming aspect of Cowboy Action Shooting™ is exactly what intrigues outsiders the most and is what draws many, many ladies into the sport. At the recent Texas State Match I attended, one participant even stopped me at the banquet and told me the SASS Convention edition of The Cowboy Chronicle, which was nearly all about costuming,*

*got more attention from his non-SASS friends and family than any other issue. Without costuming, our sport would just be another bunch of guys shooting in ball caps and tennis shoes and I, for one, would have lost interest long ago. So I'd ask you to reconsider using the recent issue for promotion. I think you'll find more interested parties than you think.*

*As for "dressing like clowns," that's an insult to our sport and should be rebuked. And as for the requirement for costuming being "non-existent," it is indeed a very exact requirement of CAS. The Shooters Handbook, page 3, states:*

***Cowboy Action Shooting™ is a combination of historical reenactment and Saturday morning at the matinee. Participants may choose the style of costume they wish to wear, but all clothing must be typical of the late 19th century, a B-western movie, or Western television series.***

***SASS puts a great deal of emphasis on costuming because it adds so much to the uniqueness of our game and helps create a festive, informal atmosphere that supports the friendly, fraternal feeling we encourage in our competitors.***

***All shooters must be in costume, and we encourage invited guests and family also to be costumed. Shooters must remain in costume at all match events: dinners, award ceremonies, dances, etcetera.***

***ALL clothing and equipment MUST be worn appropriately, how it was intended and how it would have been worn in the OLD WEST or as seen on B-Western movies and television.***

—Skinny

### OPEN LETTER TO T-BONE DOOLEY

**T**-Bone, I shot at your last "Back at Cha" match. The match, the range, the food, and the energy level was as I anticipated a T-Bone Dooley presentation should be.

But an outstanding aspect of the event was your



Alloy Steel Targets by Arntzen Corp.  
800-821-3475

**www.A1Target.com**



SASSAd3



## Letters & Opinions . . .

“Tribute to Vietnam Veterans.” Yeah, I know, another pat on the back, you done good, thank you for your service event where neither the veteran nor the event producers are aware of what the service in question constituted. As a result, most such events are boring at best and mildly insulting at the worst. Usually a further source of anger and resentment as the War fades into history as our Welcome Homes of the 60s and 70s compare with the Middle Eastern Veterans Welcome.

Instead of crowds waving flags in welcome, we were told to not wear our uniforms because that might create an “incident.” Instead of “thank you for your service” we were called “baby killers.” So, I went to the “Tribute” with my normal set of resentments.

But it began to look different when the Marine color guard, made up of veterans of about the right age, were in attendance. Plus the Civil War Honor guard was also there. A bugler performed. The ceremony was conducted by Fire and Fall Back and Cleve, both decorated veterans. In the center of the front of the stage stood a Sergeant, Nichols Creek,

at attention in dress uniform.

Cleve commanded “All Vietnam Veterans, Attention!” then began to call each one of us by name, rank and branch. As each name was called the veteran was commanded “Front and Center” at which time he or she marched forward to the Sergeant, stopped, received and returned a salute then was ushered to a standing position around the ceremonial area where they were given a personalized Welcome Home plaque.

Imagine, if you will, your normal set of 100-plus noisy irreverent Cowboy Action Shooters™. Except in this case all were frozen in silence as all 40-some names were called. (T-Bone had sent a questionnaire asking if the shooters were Vietnam Vets and their name, rank and branch.)

After the last name was called, Fire and Fall Back gave a short speech on the historical value of the effort of the Veterans. Dismissed. Each of us was given a knife, clock and “boonie hat” appropriate to our branch.

Simple ceremony. Right? In my case, no, not simple. For the first time in 50 years I felt here was a

*(Continued on page 12)*

# Mernickle Holsters

Helping to create **“World Champions”** since 1975.

When it comes to “High Performance” Bob Mernickle “world champion Speed shooter and multi speed record holder” knows how to get to the gun fast! “He then says you have to get it back in equally as fast!” Welcome to the

**NEW “HP series” of Cowboy Action Shooting Holsters.**



**High Performance**  
HP1 REF1

The NEW HP1REF1 comes with a lot of new design ideas .

**Here are just some of them.**

- We have dropped the holster down 1 ½” lower than anything we have done before making for an easier reach for the gun.
- We have cut the front down to allow a full thumb landing on the upper frame for those who do a gun transfer.
- For gun transfer we now do a taper below the trigger guard that tapers to the point where the guard meets the frame allowing the center finger to reach under the guard for a one hand draw keeping the grip frame completely free of the hand. This makes doing a gun transfer easier than ever thought possible. The side has been dropped and then flared out for the easiest re-holster ever!
- The new “WR”™ Wrist Relief! This is designed into the angle of the holster so when you reach for a gun you will not have to flex your wrist back to grab the gun yet you will be able to bring the gun straight up for an extremely fast draw with the quickest accessibility to the front site ever!
- The newly designed “Speed Load”™ shell holder no longer needs a stopper plate under the shells and can be staged at any height you the shooter would like to see them at. Also you no longer have to pull the shell straight up. You are free to choose the angle of grab which suits your shooting style the most.
- Then to finish all this off we have had a new dye lot created called

**“Gunfighter Brown”™**

**Now you can shoot fast, be accurate and look good at the same time.**

**It doesn't get any better than that!**

WWW.MERNICKLEHOLSTERS.COM EMAIL: SALES@MERNICKLEHOLSTERS.COM

Phone: 1-800-497-3166 FAX: 775-575-3188

VISIT US AT SASSNET.COM



## Letters & Opinions . . .

*(Continued from page 11)*

group that actually knew what they were thanking us for. They actually “get it.”

As the ceremony grew and as my name was called tears began to flow and with them 50-plus years of anger began to be released. I still cannot talk about the ceremony without breaking up. But that knot of resentment in my chest about the way we were treated is gone! I feel understood, welcomed, and in my case changed forever. I will be a better man and for that T-Bone, I thank you from the bottom of my heart.

After writing this I have begun wearing a Vietnam Veteran hat with pride. I am able to respond with, “Thank you, It was a privilege” to those who thank me for my service. The only thing that still chokes me up is when someone says the most desired thing of all, “Welcome Home”

So, if you see someone with a Vietnam Veteran’s hat tell them the golden words that many have never heard, “Welcome Home.”

With Thanks, and now with pride,

—Captain James C. Johnson, AIS

G-2 Air, II Field Force Vietnam 1967-1968

AKA Noz, SASS #62899

**COWBOY MEMORIAL CHAPEL**

**We Built It Now Lets Furnish It!  
Talk to Your Club Members and Lets  
Finish What We Started!**

**\$100,000**  
\$90,000  
\$80,000  
\$70,000  
**\$99,567**

Goal Thermometer

**SASS WESTERN HERITAGE MUSEUM**  
COMMITTEE TO PRESERVE THE HALL OF FAME

**SEND YOUR TAX DEDUCTIBLE CONTRIBUTIONS TO:**  
SASS WESTERN HERITAGE MUSEUM  
ATTN: COWBOY MEMORIAL CHAPEL  
215 COWBOY WAY, EDGEWOOD, NM 87015

## News

### Custom Metal Products Introduces The .22 Texas Star Steel Target



### STEEL TARGETS

**W**eldon Spring, MO. Custom Metal Products today announced the newest release of its growing product line, the .22 Texas Star Target. The Texas Star target features five 5" diameter, 1/4" thick AR500 steel targets mounted on the rotating arms of the wheel. Shoot one of the targets off the arm and the wheel starts rotating. Try to keep up with the moving targets! As you hit each one the wheel may speed up, slow down, or even reverse direction. Every shot is a new challenge. The targets are easily replaced by fitting the stem of the target into a socket on the back of the arm. Simply slide the target under the retaining spring and you're ready to shoot again. The arms are mounted with Grade 8 hardened bolts for long life and impact resistance. The legs and post simply slide into sockets on the base, so setup and transport is easy.



For .22 rimfire calibers only! The .22 Texas Star is available now at [www.custommetalprod.com](http://www.custommetalprod.com). The price is set at \$249 for the complete unit.



# N-SSA News

## National Competition



*Female skirmishers prepare to fire at the special match celebrating 25 years of "Women in Skirmishing" at the 134th National Competition. Nearly 100 ladies competed in this match.*

*Photo by Ericka Hoffman*

The North-South Skirmish Association held its 134rd National Competition October 7-9, 2016 at Fort Shenandoah near Winchester, Virginia. Member units competed in live-fire matches with original or authentic reproduction Civil War period muskets, carbines, breech loading rifles, revolvers, mortars, and cannons. It is the largest Civil War event of its kind.

Despite the threat of, and eventual rain from Hurricane Matthew, the stalwarts who braved the storm competed with their usual gusto and enjoyed the competition and camaraderie that bring N-SSA members together twice a year for national matches.

The 149th Pennsylvania Volunteer Infantry (PVI) was the big winner at this fall national. They won the musket match for the second time in a row with a time of 512.3 seconds for the five-event program, beating the next closest unit by a whopping 41.8 seconds. A total of 189 eight-member teams participated in this N-SSA signature competition. The 8th Virginia Infantry triumphed over 100 other teams in winning the carbine company match during the driving rain of the hurricane. The 110th Ohio Volunteer Infantry won the smoothbore musket match and Harlan's Light Cavalry won the breech

loading rifle match by the slim margin of 0.8 seconds. McGregor's 2nd Battery won the four-event revolver team match and the 149th PVI scored another gold medal in the single shot rifle match. The 46th Illinois Volunteer Infantry won the Spencer class match for the second consecutive national. In the artillery competition, 39 guns braved the weather and participated in the cannon matches. The winners included Hardaway's Battery in the smoothbore class; the 1st Maryland Cavalry #1 in the rifled class; the 3rd US Infantry in the howitzer class; and the 1st Maryland Cavalry won again in the rifled howitzer class. A total of 59 mortars competed in that match with the 14th Virginia Cavalry taking the gold medal.

The N-SSA is the country's oldest and largest Civil War shooting sports organization with more than 3,200 individuals that make up its 200 member units. Each represents a particular unit or regiment and proudly wears the uniform they wore over 150 years ago.

The 135th National Competition is scheduled for May 19-21, 2017 at Fort Shenandoah, just north of Winchester, Virginia. For more information about the N-SSA, contact Public Information Officer, Bruce Miller, at (248) 258-9007 or [spartan70@sbcglobal.net](mailto:spartan70@sbcglobal.net) or visit our web site at [www.n-ssa.org](http://www.n-ssa.org).



## Annual Reports

# 2016 UPRISING AT SWEARING CREEK North Carolina State Championship



*North Carolina State Champions.*

The twenty-first annual Uprising at Swearing Creek gathered in June for the SASS® NC State Championship, with 163 shooters braving the heat and humidity that rivaled the hottest days of summer for the area. This year, the theme was all about the history of North Carolina with stages and story lines to match. Stage One began, telling of North Carolina having the first SASS sanctioned state match. A gold mine stage told of the first gold in the US found in North Carolina, not far from the location of the match. A train stage and props represented the train wreck of the Buffalo Bill Cody Show at Swearing Creek, and a stage commemorating the time Annie Oakley lived in North Carolina and taught women to shoot, noting that every woman should handle a gun as naturally as she handles a baby.

Other stages represented the riverboats, forts, battles, and famous mansions located in North Carolina during the 1800s.

Stages provided lots of variety in sequence with targets big and close. Props added to the variety and ambiance with tunnels, fences, doorways, and even a water feature. Side matches included the usual speed matches and long-range events included 50- and 100-yard pistol and a 200-yard off hand Quigley Bucket match. A team event was provided for couples, men's, and women's teams. The Wild Bunch four-stage match was pistol and shotgun only this year, no rifles required.

The Uprising was enhanced by more than a dozen vendors and nearly 40 sponsors providing lots of shopping and giveaway prizes for every shooter! Side





*Emerald Green was the theme for the Costume Contest, as evidenced by the Theme winners, Cookie Lady and Long Branch Louie, and the Best Dressed Couple, Cotton Tail and Cotton Gloves.*

## 2016 Uprising at Swearing Creek . . .

match day was climaxed with a pig pick'n dinner and a shotgun giveaway provided by Mustang Dave, SASS# 95854.

Now no match is complete without a banquet and costume contest. The social hour included games of Blackjack and Roulette with background music provided by a ragtime piano player. Entertainment continued during the meal with a barbershop quartet followed by a magic show to top off the festivities.

During the banquet's social hour, the costume contest quietly proceeded in the background. Emerald Green was the theme color. Pearl (SASS #68953) and Kearney Kid (SASS #68592) sponsored the contest and feature judges were Bloomin' Yankee (SASS #70484) and Captain Jeb Forest (SASS #42258). Theme prizes included jewelry for the lady and a pocket watch for the man provided by Beaded Renegade (SASS #70248). A special "reuse" category was included in the spirit of Scarlet O'Hara's use of her drapes for a dress in *Gone With the Wind*.

On the final day, the awards ceremony recognized Sixgun Sallie (SASS #38989) as the Main

Match overall Lady Champion and Lady State Champion. Christian Mortician (SASS #83177) was the Main Match overall Men's Champion and River Ray (SASS #33254) was the Men's State Champion. State Category Champions were announced and awarded along with awards in 31 categories. Nearly one quarter of the shooters won clean matches, a total of 38 competitors.

The Spirit of the Game was not left out, as each posse picked an individual that best represented the true spirit of the game during the match. Posse marshals surveyed their posse near the end of the match and the recipients selected were given a shell bag imprinted with the Uprising Star and Cowboy Spirit Award.

Following the Spirit of the Game, the Uprising also recognized individuals for years of outstanding contributions to the Cowboy Action Shooting™ sport within the state. This year the Cowgirl Queen recipient was Dakota Bell (SASS #11588). Top Hand recipients were Paden Emmett Cobb (SASS #57649) and Sandhill Slim (SASS #22998).

*(Continued on page 16)*





*Match theme was North Carolina history, including the saga of Fort Dobbs for Stages 1 and 2.*

## 2016 Uprising at Swearing Creek . . .

*(Continued from page 15)*

The Uprising ended with the Top Gun Shoot off, featuring with the best of the best. Sixteen cowboys and eight ladies competed with head to head competition that ended with a pistol reload to knock down the final target. Shoot off winners this year were Colorado Aspen (SASS #79868) shooting gunfighter, and Three Cut (SASS



*North Carolina history theme included a train wreck near Swearing Creek. The Buffalo Bill Show train collided with a freight train killing his favorite horse Pap and injuring Annie Oakley.*

# Evil Roy

OVERALL NATIONAL &  
OVERALL WORLD CHAMPION



**EVIL ROY PISTOL-TUNED AND MATCH READY**  
**1873 RIFLES-TUNED AND SHORT STROKED OR STOCK**  
**CIMARRON 1878 COACH GUN-TUNED OR STOCK**  
**IAC 1897 PUMP 12 GA-TUNED OR STOCK**

**EVIL ROY TRAINING DVD'S**  
 Handgun, Rifle, Shotgun, Gun Handling, Wild Bunch

**SHOOTING CLASSES IN TEXAS BY APPOINTMENT**

### NEW IMPROVED EVIL ROY LEATHER LINE

New fully steel/leather lined holsters keep the holsters rigid and adjustable for tension for years. Compress the holster for a slightly tighter fit or expand it for a looser fit. Allows a shooter to choose tension low on the barrel or on the cylinder. The higher 1880's style sides make for a longer funnel for reholstering your firearm and for better retention. The front of the holster is cut down and the trigger guard exposed for a fast draw. Available in strong side, cross draw or muzzle forward.

**Made by Ted Blocker Holsters, Quality Leather Products for 40 years.**



Check our NEW WEBSITE for pricing, additional firearms and other products.

**WWW.EVILROY.COM**

(970) 385-4141 evilroy@evilroy.com

VISIT US AT SASSNET.COM





**OVERALL MATCH WINNERS**  
*Sixgun Sallie and Christian Mortician.*



*Top Hand awards presented by Tracker Mike to Sandhill Slim and Paden Emmett Cobb (top).*

*Cowboy Queen award presented by Beaded Renegade and Green Eyed Indian to Dakota Bell (bottom).*

#58264). The top lady edged out the gentleman in a final fun round where Three Cut, in the Spirit of the Game, tried his hand at gunfighter... not as easy as it looks.

Now this year's match is another part of North Carolina's history. It's time to reminisce about what could have been and what if we could reshoot a stage, shot clean, or shaved a second or two. Maybe it was the best match ever. Either way it was a fun

match and one to remember for whatever the reason. The history is recorded and scores, pictures, vendors and sponsors are listed on the website <http://www.sassncmatch.org/>.

Next year's match is already in the works and first order of business is to move to a cooler month. Make plans to be part of the fun next year. 🤠





## Annual Reports

# SHOOTIN' FRONTIERSMAN 2016 Montana State Championship

*By Smokin' Dave, SASS #94325*



**Montana.** How can words describe this beautiful state? My wife and I decided to attend the Montana State Championship in Great Falls. We worked on the logistics of this trip for a year. Leaving Tennessee on Thursday night we stopped in Sioux Falls, South Dakota for a night's rest before proceeding to Deadwood, South Dakota.

Deadwood is one of my favorite places to visit. While driving through Custer State Park we saw lots of buffalo, pronghorn, and mule deer. Deadwood is a nice and relaxing stop. We stayed three days at Cadillac Jack's before we loaded the wagon and made our way toward our destination.

Great Falls is a beautiful little city just two hours from Glacier National Park. We visited Glacier, Benton Lake, and several dams and waterfalls common to this area. But I was here to play cowboy in

a state that has always been cowboy heaven.

The Black Horse Shootists put on a well-run match on a beautiful piece of land. Just above the berms were mountains that seemed to reach into heaven. Their peaks extended well into the blueness of that big Montana sky, offering views that only Montana can claim.

The main match was a 12-stage event with seven stages on Saturday and the remaining five stages on Sunday. We began Saturday morning with a temperature of 45 degrees. Now this is normally not a bad thing, but having left home with the temperature pushing the 100-degree mark every day this summer, it was quite a shock for a southern boy.

Before we go any further, let me say I chose to dedicate this whole year to shooting Frontiersman. As I left my home in Tennessee I was second guessing myself as to what would cause me to travel 1,982 miles one way to shoot 12 stages with cap & ball revolvers. Shooting cap guns in a local match is one thing, but with gas expense, hotels, food, no sleep for hours, and the many miles traveled, I began to think about what could possibly go wrong.

I was assigned to posse one with M.T. Jughead acting as the main ramrod for our group. Through the first seven stages I had a couple of balls try to creep out of the cylinder under recoil. I have had this happen before and was able to push them back in with my finger. On another stage I had a spent, and hot, cap find its way between my palm and the grip of my 1851 Navy. This quickly got my attention, but I had to concentrate on the task at hand. I wonder if this ever happened to Clint Eastwood?



## Shootin' Frontiersman . . .

After the smoke cleared (and allowing myself to take a deep breath), I realized I had shot the first seven stages clean... no misses and no procedures. Yee Haw. I was well pleased with my performance and the performance of my firearms. I tried not to think too much about my accomplishment because I knew I still had five stages to shoot the next day and anything could happen.

Supper the first night was catered for us cowboys and cowgirls. Being a country boy from the south I have eaten my share of BBQ and fried chicken and we were served BBQ with all the fixings. The last day of the match we were had a fried chicken dinner. The food was superb and there was plenty to go around. My hat is off to those who prepared this delicious meal and the Black Horse Shootists for taking care of us.

The next day dawned bright and sunny yet a little cool. This was perfect weather for another shootout. I began my day the same way I began every other day I shoot a match—nervous! However, after the first stage jitters were over I began to relax and enjoy not only the shooting and fellowship but also the beautiful scenery we were blessed to be a part of. Each stage brought its own unique challenge. The next to the last stage had me a little worried. The same targets were used for both rifle and pistol. The target farthest out was a little more distant than I was used to. I took careful aim with my 1851s, the smoke rolled, and with each shot I could hear that beautiful sound. CLANG!!!!

With one stage remaining I was very sad to see it all come to an end. A year to plan this trip and in two days and 12 stages and it was all over. We began the 12th stage with shotgun then rifle then pistol. We also had to move to the left which for me, being a right-hander, always feels odd. Shooting my shotgun and rifle clean I then moved to the table where we were to shoot our pistols. Drawing my first pistol I held my breath as I pulled the hammer back and fired. Five rounds went off with five distinct clangs. Drawing my second pistol, I was careful to fully cock the hammer and take aim. The final five rounds went off and five more targets were hit.

After holstering my pistol, I put my hands down on the table and shook my head in disbelief. I had just traveled 2,000 miles to shoot cap & ball in a state match and shot clean with no misses or proce-



dures. I could hear my wife yelling and laughing in the background as joy and relief took over our emotions. What a day this had been. It was a perfect setting in a perfect place to shoot a perfect match.

There were just two of us in the Frontiersman class at the Montana State Championship, and Jack Ass Jim beat me for first place. Congratulations to Jim for shooting a great match and winning the category. I have shot clean matches in the past with my percussion revolvers but only at the local level. Shooting a clean match for 12 stages in Frontiersman was like winning a gold medal.

I shoot with the Ocoee Rangers in Cleveland Tennessee monthly. I have had a lot of help while learning to shoot black powder in both Frontier Cartridge Duelist and Frontiersman. I would like to thank Fast Harley, T-bone Angus, Judge'em All Duncan, Kid Ziggy, and my all time black powder hero, Jackalope for all the help and advice they have shared with me.

Never be afraid to challenge yourself. Pick a category you might be a little uneasy with and devote one year to that category. You will learn new skills and have a deeper appreciation for the skills and dedication other SASS members possess to be successful in their chosen categories. One other plus... you get to buy new guns! Long live cowboys. 🤠



## Club Reports

# THE Evolution of Cowboy Action Shooting™ And A Prediction

*By Palaver Pete, SASS Life/Regulator #4375*



*Palaver Pete,  
SASS Life/Regulator  
#4375*



*Hoss Reese carries Ms. Jenny to safety while being timed and escorted by Cactus John.*

**I**t used to take forever to shoot five stages—it took so long that if you had 12-15 shooters you would opt for two posses as opposed to one. Half the shooters didn't know how to slip hammer, and those who did were no comparison to the speedsters of today.

Firearms were stock and not “slicked up.” A time of 35 or more seconds per stage was average. Shooters who ran from firearm sequence to firearm sequence were considered “gamers,” and gaming was basically frowned upon. The term “transition” was a seldom

used word and categories were few in number. Before each stage was shot, a story about the scenario was read—the story sometimes took five minutes. Today those stages are called “Old Tyme.”

Old Tyme stages often required the carrying of a wounded friend or tied-up maiden rescued from a kidnap attempt. Movie villains, such as Lonesome Dove's Blue Duck were often written into the story line or scenario. Fifty gallon barrels served as horses and shooting out of wagons was common. The Horse Ridge Pistoleros of Bend, Oregon are experts on reproducing Old Tyme stages. They started designing and implementing these old stages way back in March of 1993, and to commemorate their existence and passing, the Pistoleros hold an Annual “Old Tyme” Stage Shoot that has proven to be very popular with the Northwest crowd (more on that later).

Old Tyme's lasted for a few years, but things were getting boring, and procedures to shoot the stage took a serious amount of energy, but things were about to change. Shooters wanted faster action either for their own satisfac-

**VISIT US AT [SASSNET.COM](http://SASSNET.COM)**



## The Evolution of Cowboy Action Shooting™ ...



*Palaver Pete fastens the Ball and Chain he must wear while trying to escape from the local jail. Big Casino watches to insure the Ball and Chain are tightly secured.*

tion or simply to speed up the pace of the game—there was a desire for change and that desire was amplified by the arrival of three shooters on the scene—two were men. One was called “China Camp” and the other “Columbus D. Shannon.” China Camp (now deceased) was a perennial winner, and won six world championships in a row. Columbus D. never won a world championship, but he won several others, and he set the stage for rapid transition and rapid shooting. The third was a woman by the handle of Island Girl. She was to the distaff side of the house as China Camp was to the male encampment. Their combined in-

fluences changed the face of Cowboy Action Shooting™ faster than Carter could make liver pills.

Of course there are other champions who were fast and won titles, but Island Girl, China Camp and Columbus D Shannon opened the door to amazing transitions and fast shooting times. But evolution was not dedicated solely to shooters—shooters needed faster firearms, and to get those firearms, they needed talented gunsmiths—smithies who knew how to shorten the lever stroke, smithies who knew how to lighten springs, and how to bevel bores, and how to legally modify hammers and triggers. In other words,

the sport needed Smithies who could slick-up firearms like no others could. And soon we had many, many slicked-up guns, and many smithies to slick ‘em up! Let the Stage times fall!

Along with the three trend-setters, shooters in general were looking for new venues—new challenges if you will, and one of them was the brief introduction of Western Three Gun Shooting (W3G), a venue that was immediately frowned upon by SASS® and the Wild Bunch. W3G called for shooting on the move, and as far as the Wild Bunch was concerned (and still is), shooting on the move is a big NO, NO. So, W3G died almost as soon as it was born. But the hunger for something new was still at hand and needed satisfying. Then came Gunfighter—thanks to the support and hard work of Tex (SASS #4), popularity of shooting

*(Continued on page 22)*



*Big Casino Deschutes (SASS #4306), one of the original designers of the Old Tyme stages, holding Ms. Jenny, whom he has rescued from a would be kidnapper. Now all he has to do is shoot the bad guys.*



# The Evolution of Cowboy Action Shooting™ ...

*(Continued from page 21)*



One of the first “transition shooters,” Columbus D. Shannon (left) and author Palaver Pete at the Nevada State Championship held in Pahrump, Nevada in the late 90s.

ing™ and ultimately the governing board known as the Wild Bunch. It took some time for the emergence of Wild Bunch Action Shooting, but it’s now here and it has gained such popularity that the number of participants may soon exceed the number of Cowboy Action Shooters™ (if it hasn’t already). Participants in Wild Bunch shooting can now use their 1911s, rifles in calibers .40 and above, and both Model 97 and 12 Shotguns. Like the movie, Wild Bunch Shooters also outfit themselves as characters that appeared in the movie— Army uniforms of the early 1900s is the most popular attire.

Gunfighter style was rapidly gaining approval of the Wild Bunch, and before we knew it, Gunfighter gained legitimacy and was soon a category. Was that enough innovation to satisfy the incessant hunger for change? Absolutely not, more exciting things were on the horizon!

According to the Judge (SASS #1), the movie, *The Wild Bunch*, was very influential in the establishment of Cowboy Action Shoot-



Well, what’s the next innova-



tion and venue for SASS? Soon boredom of Wild Bunch will set in, and new venues will be sought, or adaptation and changes to existing venues. In any event, we are “change junkies,” and change is inevitable in our sport. Something new must come down the road, and it will happen within the next two years. Do you have a prediction? Well, I do, and I would like



to take this opportunity to share this prediction with you. I predict something similar to Western Three Gun (W3G) will be slowly introduced again to the membership as well as the governing body of SASS. Earlier introduction of this venue was handled wrongly—skirting the SASS governing body was a big mistake. There is no better formula for success than working with the governing body instead of working around it. I personally think shooting on the move can be safe, as it is in other public shooting venues. Keep in mind this is only a prediction and I make it with the full knowledge that I may be hung in effigy by the Wild Bunch. Never the less, I’m going to stick to my guns and support what I believe will be the next innovation for SASS.

For those interested in shooting next year’s “Ole Tyme” Annual, hosted by the Horse Ridge Pistoleros, be sure to monitor their website at <http://hrp-sass.com/Events-HRP.htm> for exact times and registration procedures—you’re a Daisy if ya do, and thanks for hearing me out. 🤠





*A. Uberti*  
HISTORY REPEATS ITSELF



#### Uberti's Short-Stroke Action

The short-stroke concept reduces the hammer-travel by about 20% compared to a regular single-action revolver. This reduction translates in time saved when every second counts.

## FASTEST IN THE WEST

SINCE 1959

Whether you shoot one- or two-handed, the Uberti Short Stroke SASS Pro will be the fastest sixgun on the line. Its clockwork-like action, short-stroke hammer (-20% travel) wide, easy-cock hammer spur and deeply-checked wood panels make it shoot as good as it looks.



1873 CATTLEMAN  
SHORT STROKE SASS PRO  
Case-hardened, walnut grip  
.45 Long Colt or .357 Magnum  
5½" or 4¾" barrel length

Find us on  Facebook

Uberti.com



## Club Reports

# ❧ Pleasant Valley Renegades ❧

# TRADE DAYS

October 8 and 9, 2016



*By Matthew Duncan, SASS #23189*

**S**aw a poster on how the Pleasant Valley Renegades were holding their trade days along with their annual two-day match. What first caught my eye was the \$30 entry fee. What caught my eye next was meals were included too! Well, 30 bucks and meals fit right nicely into my budget, so I read some more to figure out where all of this was a happening... Canaan, Indiana.

So asked my Indiana Scout Tom-Tom if'n he knew where this Canaan Indiana was? "Southeastern part of the State on the Yankee side of the Ohio River." Tom-Tom reckoned about a five-hour trail ride. Well, I don't ride the saddle like I once did, so I figured I'd pass.

Wondering what type of food? Grilled hot dogs and slow-roasted pork. I'm really partial to hot dogs





## Pleasant Valley Renegades . . .

and pork is right up there too. And I ain't forgetting about the trade goods.

Mulled the thought about attending over a bit more. Well, I would need a place to bed down for a couple of nights. Might as while as see what's what on that. Moseyed over to Al Gore's telegraph office and sent me out some inquires.

Found a place to stay on this side of a town called Madison. Last Hotel I overnighted at had a tub big enough to swim across. I washed my clothes and laid them on the rim to dry while I took a much overdue annual bath. But then a bunch of mothers with their broods came over and jumped in that big tub with me! Well, I ain't what y'all would call shy but I wasn't going to leave that tub with my particulars for all to see... oh, I'm getting away from my telling a bit aren't I?

Well this here hotel at Madison said they had indoor plumbing and each room had its own tub, that's why the cost was cheaper. Well I'd have paid more just keep from scaring the women folks again, but then I ain't going to take money out of my pocket arguing up the cost with the Hotel Keeper. Told the Hotel Keeper he's got a deal. I'm a heading to Pleasant Valley.

Friday I loaded up and Tom-Tom and me headed south. Arrived in Madison just before dusk.

Saturday morning I saddled up an headed out to find Pleasant Valley. Tom-Tom stopped to hold a wetted finger to the wind, check on the ground for sign and grunted, "We here." I turned in at the "Pleasant Valley Renegades" sign that was posted at the beginning of a trail. Followed the trail back around the barn and down into the valley. There, laid out in a "U" shape, was the Pleasant Valley Renegades headquarters. The meeting hall flanked on both sides by cabins. A footpath beside the hall lead y'all back to the shooting bays.

Tables had more trade goods a laying on them then what I've seen at some state matches. Lead, brass, reloading presses, powder, firearms, leather and clothing. You name it, a bit of everything was displayed for a selling or a trading.

Well, when I got there they was a serving up a breakfast of scrambled eggs with bits of pepperoni along with Dutch oven baked biscuits. Barely had time to cut a hole in my gun belt before they had

*(Continued on page 26)*

made in Italy

When  
History  
meets  
Quality

**F.LLI PIETTA**

[www.pietta.it](http://www.pietta.it)



## Pleasant Valley Renegades . . .

*(Continued from page 25)*



the mandatory safety meeting. Down the footpath and over a bridge lead us to the six bays.

Pleasant Valley Renegades range is dedicated to Cowboy Action Shooting™. Each bay has permanent storefronts, fences, and props. Steel targets were reasonable sized and placed where sights could be needed. They even have a white crushed stone pathway that made shagging brass easier for all.

Three stages completed, it was lunch time. HOT-DOGS. Now these weren't your city-sized dogs that a delicate lady could lift. These were two hands country dogs that even I had a hard time getting into my pie hole to get a bite. After two hot dogs I still couldn't determine their quality and was a'thinking hard about a third when they announced it was time to shoot! Barely had time to cut another badly needed hole in my gun belt!

Three more stages, the tombstone rack took me six, blasted tri-focals. Shot a sweep that was new to me, see if'n I can describe it so y'all can understand what I'm a trying to tell. Four rows of targets. Row one is the closest to the shooter, it had four pistol targets. Row two had three pistol targets. Row three had two rifle targets. And Row four (the farthest from the Shooter) had one rifle target. Scenario called for one pistol shot on each of the targets in row one. Two pistol shots on each of the targets in row two. Three rifle shots on each rifle target in row three and then four rifle shots on the remaining target in row four.

Supper was slow-fire cooked pork. Again I had the same problem as with the hot dogs. Two pork



sandwiches drowned in sauce and a'thinking about a third. Fall sun be a sitting soon and eyesight ain't what it was. Hate to step in an unseen chuckhole, I'd better head for the Hotel. Gunbelt didn't fit anymore anyhow.

Sunday was like Saturday's weather—a beautiful sunny day with temperatures in the low seventies. Four stages today. Texas star took me six, I'm starting to see a pattern here. Lunch was the left-overs from the day before along with side dishes the ladies had brought.

Thirty-two Cowgirls and Cowboys came out for the weekend. They all made me feel very welcome, and along with the fantastic range layout and Pleasant Valley Renegade's devotion, insured a worthwhile and enjoyable match. The only disappointment on my part is because of the distance I can't attend regular. *A*

## Nutmeg Sports, LLC



### INDUSTRY LEADER

- Specializing in Colt handguns and grips
- Former superintendent Colt's Custom Gun Shop
- Finest engraved handguns available anywhere today
- Full line of handcrafted Colt gun grips
  - Full line of gunsmithing services

*Jim Alaimo, Proprietor*

(860) 872 7373 • [www.nutmegsports.com](http://www.nutmegsports.com)

VISIT US AT [SASSNET.COM](http://SASSNET.COM)





# **X-TREME** **BULLETS** **HARD CAST LEAD**

**PERFORMANCE**  
DELIVERED DOWN RANGE

**BULLETS ● BRASS ● PRIMERS ● POWDER**

TEXT 123AMMO TO 33444  
TO RECEIVE SPECIAL PRICING OFFERS  
**XTREMEBULLETS.COM**



## Guns & Gear

# DISPATCHES FROM CAMP BAYLOR

## HSM Cowboy Action Ammunition

By Captain George Baylor, SASS #24287 Patron Life Regulator



Captain George Baylor,  
SASS Life / Rugulator #24287

The email from Skinny started off, “Yeah, I know you’re the black powder dude, but would you have any interest in evaluating this ammo?” Well, yeah. I have shot smokeless ammunition in the past—before I went over to The Dark Side where the hot chicks are—still do in Wild Bunch.

Skinny was referring to an email from Tom Conrad. “I’m the marketing guy for HSM Ammunition out of Stevensville, MT. We have an extensive line of Cowboy Action ammo—for both handguns and rifles (thehuntingshack.com).

“Would very much like to get you and/or one of your writers some ammo for T&E purposes. You may have seen the article by Phil Spangenberg in *True West*, or the ad in the erstwhile Harris publication, *Guns of the Old West*. Please let me know what you might like to try and where to send it and we’ll get it right out.”

Their line of Cowboy Action ammunition covers 19 calibers from .32-20 to .45-70. I asked for everything for which I had guns. They sent me some of their .38



.38 Special and .45 Colt HSM Cowboy Action Ammunition.

Special 158 gr. RNFP and .45 Colt 200 gr. RNFP ammunition.

Their website has videos of some of their ammunition-making equipment in action. This is not someone’s garage with a few Dillon 1050s (not that there’s anything wrong with that). This is a video of big machines capable of making a lot of factory ammunition. They make 125 calibers at their Montana based factory.

I took my Oehler 35P Printing Chronograph to Founders Ranch with their ammo and took samples of some .38 Special and .45 Colt fac-

tory Cowboy ammunition I had on hand to put things into perspective.

### .38 Special

The boxes were high quality with flashy printing and a plastic block inside holding good-looking ammunition made with Starline brass. Their website describes it as 158 gr RFP-Low-velocity at 840 ft./sec.

I shot it through a New Vaquero with 4-5/8" barrel and a Taylor’s 73 rifle with 18.5" barrel. At a mean of 832 ft./sec. out of the Vaquero it was pretty much as advertised, with Standard Deviation of 4. I don’t remember testing am-

VISIT US AT [SASSNET.COM](http://SASSNET.COM)



## Dispatches From Camp Baylor . . .

munition that consistent before. Out of the rifle it was 1070 ft./sec. and a SD of 9. Power factors were 131 and 164 respectively.

I also tested about 50 rounds in the rifle checking for feeding and to make sure they worked in the spring tension of the magazine tube. As expected it worked perfectly. OAL is 1.410", which is long enough to work in a .357 Magnum 73. Note I didn't test it in a Marlin. Marlin .357s are notoriously finicky about OAL and bullet shape in stock form and need to be loaded to .357 magnum OAL.

I didn't do Ransom Rest groups. There was a time factor and I've never tested factory Cowboy ammunition that wasn't accurate for the distances we shoot. Shooting several groups by hand



convinced me it's more accurate than I, as expected with a SD of 4. This should be extremely accurate ammunition for long-range side matches. The recoil level is mild, but many Cowboy Action Shooting™ participants want extremely low recoil, some for comfort, some so they can slip-hammer 10 rounds in two seconds. If you

want lower recoil than this for your main match guns, it's still the sort of thing to keep in your gun cart for knockdown targets.

I have "cowboy" 158 gr. rounds from another manufacturer, but they're semi-wad-cutters and don't feed reliably from rifles. The only .38 special Cowboy Action *(Continued on page 30)*

# PIONEER

SPECIALIZING IN MODEL 1873 & 1866 RIFLES & PARTS

PRICED FROM \$135!




## Gun Works

---

### COMPETITION PARTS

ALUMINUM CARRIERS, SHORT STROKE KITS, COIL MAINSPRING CONVERSION KITS, ACTION SPRINGS, SPEED SIGHTS, STAINLESS STEEL SPRINGS & FOLLOWERS, LIGHT WEIGHT FIRING PIN EXTENSIONS, & MORE!



## COMPETITION READY RIFLES

RIFLE PACKAGES FOR ALL LEVELS!

**STAGE 1:** Economical rifle contains essential modifications for competition use

**STAGE 2:** For advanced competitors at any level

**STAGE 3:** The ultimate competition rifle

VISIT OUR WEBSITE FOR MORE INFO.

ACTION WORK:

RIFLES: UBERTI MODEL 66, 73 & MARLINS  
 REVOLVERS: COLTS, CLONES, RUGERS  
 SHOTGUNS: MOST DOUBLE BARRELS

www.PioneerGunWorks.com

VISIT OUR WEBSITE TO SEE OUR COMPLETE LINE OF COMPETITION PARTS

541-515-6084

Springfield, OR 97477



# Dispatches From Camp Baylor . . .

*(Continued from page 29)*

round I had with me was Bone Orchard's 125 gr. cowboy load. Out of the pistol it had a mean of 707 ft./sec., ES 78, SD 30, PF 88. Out of the rifle 998 ft./sec., ES 46, SD 18, PF 125. This is the ammunition I use in my gun tests.

### .45 Colt

.45 Colt is popular in Cowboy Action Shooting™ and Wild Bunch Action Shooting, of course, and Wild Bunch has a higher minimum power factor, 150. Their .45 Colt offering is a 200 gr. RNFP hard cast bullet at a nominal 750 ft./sec. OAL is 1.565 inches, which is perfect for Uberti 73 shell carriers which don't allow rounds of 1.60±.

Out of my Old Model Vaquero, 4-5/8" barrel, mean was 823 ft./sec., with Extreme Spread of 141 and SD of 54. Power factor was 165. Out of a 19" barreled 1990s production Cimarron 73 velocity was 1070, ES 69, SD 22, power factor 214. Again I tested 10 round strings from the rifle with no problems and good accuracy.

I chronographed several other factory cowboy loads just to put things into perspective:

Winchester 250 gr. 682 ft./sec. ES 84, SD 31, PF 171 pistol

Winchester 250 gr. 887 ft./sec. ES 26, SD 11, PF 222 rifle

Ten-X 200 gr, 682 ft./sec. ES 54 SD 21, PF 136 pistol

Ten-X 200 gr, 875 ft./sec. ES 33 SD 14, PF 175 rifle

Ten-X 250 gr. 692 ft./sec. ES 24, SD 9, PF 173 pistol



*Oehler 35P Printing Chronograph with proof channel in operation at Founders Ranch.*






Products for Shooting, Reloading & Competitive Marksmen

## Port-A-Stand 'V'<sup>TM</sup>

### Portable Target Stand

- **Simple**  
- No Parts to Loose
- **Compact**  
- Folds for Storage
- **Convenient**  
- Set Up in Seconds



Patented

It's not just unique,  
It's UniqueTek!

Get One Now!

Visit our Website at  
[www.uniquetek.com](http://www.uniquetek.com)

Or call  
480-507-0866

SHOOTING • RELOADING • COMPETITION

Chronograph Test 9-09-2016, Founders Ranch, Alt. 6870 ft. 86°F										
AMMO	FIREARM	BARREL	CAL	Bullet	Hi	Lo	ES	M	SD	PF
HSM	VAQUERO	4.4	.38 SP.	158	840	828	12	832	4	131
HSM	73 rifle	18.5	.38 SP.	158	1058	1028	30	1037	9	164
HSM	VAQUERO	4.4	.45 C	200	870	729	141	823	54	165
HSM	73 carbine	19.0	.45 C	200	1098	1029	69	1070	22	214
Win	VAQUERO	4.4	.45 C	250	712	628	84	682	31	171
Win	73 carbine	19.0	.45 C	250	900	874	26	887	11	222
Ten-X (*1)	VAQUERO	4.4	.45 C	200	717	663	54	682	21	136
Ten-X (*1)	73 Carbine	19.0	.45 C	200	891	858	33	875	14	175
Ten-X (*1)	VAQUERO	4.4	.45 C	250	705	681	24	692	9	173
Ten-X (*1)	73 Carbine	19.0	.45 C	250	871	775	96	848	41	212
ATOMIC	73 Carbine	19.0	.45 C	200	1160	1139	21	1146	8	229
Bone Orchard	VAQUERO	4.4	.38 SP	125	733	655	78	707	30	88
Bone Orchard	73 Rifle	18.5	.38 SP	125	1013	967	46	998	18	125
Bone Orchard	VAQUERO	4.4	.45 C	200	782	694	88	748	34	150
Bone Orchard	73 Carbine	19.0	.45 C	200	930	905	25	918	9	184
REMINGTON (*2)	73 Carbine	19.0	.45 C	250	1361	1217	144	1311	62	328
Notes:										
*1 Ammunition left from earlier test, 2008 or so										
*2 Old ammunition, date uncertain. Marked High Velocity										

*Results of chronograph session.*



## Dispatches From Camp Baylor . . .



*Oehler 35P Printing Chronograph with proof channel and the guns used to test HSM .45 Colt Cowboy Action Ammunition.*

Ten-X 250 gr. 848 ft./sec. ES 96, SD 41, PF 212 rifle

Atomic 200 gr. 1146 ft./sec. ES 21, SD 8, PF 229 rifle

Bone Orchard 200 gr. 734 ft./sec. ES 88 SD 34, PF 160 Pistol

Bone Orchard 200 gr. 918 ft./sec. ES 25, SD 9, PF 184 rifle

And now for something completely different: I found a box of Remington 250 gr. Hi Velocity ammunition in my collection. I have no idea where it came from or how long I've had it. Out of the rifle it did a barely SASS legal 1311 ft./sec, ES 144, SD 62, and the highest power factor of any main match

ammunition I've tested of 328. This would probably be illegal out of a 24" barrel but appropriate for defense against Bigfoot or maybe scary clowns.

I'm going to make some generalizations from specifics, always a dangerous thing to do. HSM has 19 cowboy loads. They publish nominal velocities for each. Their published velocities for .38 Special and .45 Colt loads were close to actual tested velocities. This isn't true of every brand. Some use test barrels, which give higher velocities. My generalization is the other published velocities are probably close to what you would get in your Cowboy Action Shooting™ revolver. So you know what to expect.

Not very many companies make all of the calibers they cover, such as .41 Remington Magnum, .32-20, .32-40, .44 Russian, and .38-55.

### Conclusion

HSM makes high quality cowboy ammunition in 19 calibers. This is a good thing.

The Hunting Shack, Inc. 4406 Rathbun Lane, Stevensville, MT 59870, Phone: 406-777-2106/800-856-2857. 🐾

## THE TAYLOR'S SHORT-STROKE... SMOKIN' FAST AT BOTH ENDS.

Short-Stroke Smoke Wagon™ vs Standard Smoke Wagon™

**NEW FOR 2016** TAYLOR'S & COMPANY  
Keeping the Legend Alive

The Taylor's Smoke Wagon™ & Gunfighter Short-Stroke

The shortest hammer stroke available on a factory model.

Get an extra edge on the range with a Taylor's Short-Stroke.

304 Lenoir Drive Winchester, VA 22603 info@taylorsfirearms.com  
Send \$5.00 for our catalog P:540-722-2017




# Guns & Gear

## LONG HUNTER

### Deluxe Percussion Series Revolvers

By Yuma Jack, SASS #11261 Patron Life



Yuma Jack,  
SASS #11261

Colt's percussion revolvers were arguably the most popular and the most prolific handguns in Nineteenth Century America. From 1836 through the 1890s, Colt's revolvers, such as the Patterson, Walker, 1849 Wells Fargo, 1851 Navy, 1860 Army, and 1873 Single Action Army were part of our history on the military battlefield and the Western Frontier. Many percussion models were even converted to fire metallic cartridges well after newer models came on the market. The 1851 Navy, produced from 1851 to 1872, was the most famous of the cap-and-ball era revolvers for good reason. The six-shot handgun offered perfect balance, precise aim, and dependability. It was adopted by the US military in 1852 and continued to be used well into the Civil War. Even British soldiers were armed with this iconic handgun. The 1851 Navy was the weapon of choice of James Butler "Wild Bill" Hickock and the best evidence has it he carried this same revolver converted to fire cartridges to Deadwood and his date with destiny. It was the revolver most copied by the Confederacy during its strained forays into arms manufacturing. Eventually followed by the more powerful 1860 Army and then the redesigned Navy as the elegant 1861, these Colt's revolvers set



Jared and Heidi Baker

the standards in their time.

I must confess to being a die-hard fan of Colt's firearms. After having the never-to-be-forgotten opportunity to fire a genuine, then 100-year old, Colt's 1860 Army owned by a college classmate, I purchased a replica 1860 made in Belgium and imported by Centennial Arms. I was in college at the time and it was my first handgun! I read up on how to load that .44 with black powder, lead ball, and Crisco over the chamber mouths but never learned about lubricating the arbor properly so it would begin to seize up after the first full cylinder. And although I did treasure that big revolver, I traded it long ago for a different gun. In retrospect I often wish I had kept it. When I began Cowboy Action Shooting™ I was equipped with a

Ruger Blackhawk and an early mid 1980s Cimarron Firearms Cavalry model, both in .45 Colt. Within the first year I traded both along with a third firearm and a bundle of hard earned cash for a pair of third generation Colt's Single Action Armies (SAA) in .45 Colt with 5½-inch barrels. And although I do have Ruger Vaqueros and a few others, the real Colt's SAAs have always been my favorites to shoot.

Eventually I took up reloading and decided if I was going to spend the time rolling my own, I would concentrate on black powder cartridges since I had a reasonable source of smokeless powder reloads at the time. That eventually led me back into exploring the world of percussion revolvers. I had acquired a pair of stainless steel Ruger Old Armies with fixed sights and 7½-inch barrels and began shooting them. They are accurate and dependable but I knew they were not "authentic" cap-and-ball guns and since Ruger has stopped making them the cost to purchase Ruger backups has become prohibitive.

I eventually got a pair of Cimarron Firearms replica 1851 Navy revolvers that I enjoyed shooting even more except for the single most frustrating fault common to the open top design favored by Colt's. It never fails

VISIT US AT [SASSNET.COM](http://SASSNET.COM)



## LONG HUNTER (Deluxe Percussion Series Revolvers) . . .

during a match that a fired percussion cap comes off the nipple and falls into the channel between the hammer and the hammer stop. Sometimes, in the heat of the action, more than one expended cap ends up in that crevice. The result may be anything from a flattened cap keeping the hammer from striking the next cap with enough force to set it off, to multiple caps down in the space below the hammer seizing up the entire action. The first situation can be easily remedied on the clock by using a small knife or screwdriver to pry the offending copper foil from the gun. The latter situation usually results in having to ground the gun and take misses for the unfired rounds. Either way much time is lost!

Whether using TRESO or Slix-Shot nipples the problem continued. I even experimented with reduced powder charges down to 12 grains of FFFg American Pioneer Powder in front of the Slix-Shot nipples on the 1851 Navies but was still not 100 percent successful. In one recent match repeated cap jams on three out of the five stages moved me to the bottom of the finishing order for the match. I guess this is why most of the really competitive Frontiers-

man shooters use Ruger Old Armies or, to a lesser extent, Remington-style 1858 revolvers. With the top strap employed in both those designs, the hammer actually strikes the nipple-mounted caps through a narrow slot in the recoil shield. That slot effectively prevents most expended caps from coming back onto the hammer stop or into the action. The open top used in the Colt's design seemed to preclude such a preventive feature although I don't believe I ever read about shooters back in the Old West specifically experiencing such a problem with those widely popular revolvers. I have heard explanations that, back then, experienced shooters adopted the practice of holding the gun with the muzzle pointed skyward when they cocked a Colt's after firing to facilitate the expended caps falling clear of the action. While that may have been a reasonable solution back then, it certainly does not meet our "need for speed" nor our 170 rule in today's shooting games. I guess I could continue to use my Ruger Old Armies or some Remington 1858 replicas as backups, but as I said, I am just really partial to the Colt's.

*(Continued on page 34)*

**COLT**

UMAREX  
ZEROED IN

**SINGLE ACTION HISTORIC REVOLVER**  
BY WESTERN JUSTICE

Available in .177 caliber BB & pellet versions

*John Wayne*  
**JOHN WAYNE**  
**DUKE**

Signature Series Airgun Replicas

### AN AIRGUN WORTHY OF AN AMERICAN ICON

This 6-shooter is a fine collector's piece & a faithful, functioning replica of the gun that changed the West. The revolver features authentic action, a full metal frame & handsome grip panels that include a detail of the Duke himself. Once you add CO2 & ammo, you're ready to plink the day away.

888-262-GUNS | PYRAMYDAIR.COM/DUKE 

JOHN WAYNE, *John Wayne*, DUKE and THE DUKE are the exclusive trademarks of, and the John Wayne name, image, likeness, and voice, and all other related indicia are the intellectual property of, John Wayne Enterprises, LLC. Licensed Trademark of Colt's Manufacturing Company LLC.

VISIT US AT [SASSNET.COM](http://SASSNET.COM)



## LONG HUNTER (*Deluxe Percussion Series Revolvers*) . . .

(Continued from page 33)

### The Long Hunter Deluxe Percussion Series 1861 Revolver

Earlier this year I was browsing the Internet and happened across the Long Hunter Shooting Supply (LHSS) website. I found that LHSS was offering Colt's-style replica percussion revolvers with their in-house gunsmith action jobs. I quickly called the shop where I got to talk to Jared Baker, the young gunsmith who initiated offering of this line of firearms. Now finally, for people like me who prefer to shoot replicas of the legendary Colt's and appre-

pair of the Deluxe Percussion Series 1861 Navy Revolvers. I chose the 1861 model because the blade front sight is easier for my 72-year-old eyes to pick up and I didn't have to give up the Navy grip that my hands are so familiar with from shooting my Colt's SAAs. In talking to Heidi Baker, I learned that apparently they did not have any 1861 Navies in stock so they were going to have to start from scratch by ordering a pair of the revolvers. Nevertheless, I received the finished pair the day after my birthday. The guns were Uberti 1861 Navy models which on



*These are the author's 1861 Navy Long Hunter Deluxe Percussion Series revolvers. The magic is on the inside.*

ciate the full potential of the guns, there is the Long Hunter Deluxe Percussion Series.

This Deluxe Percussion Series includes 1851 Navy, 1861 Navy, and 1860 Army revolvers as well as the Leech and Rigdon Confederate replica. The basic guns are limited to replicas manufactured by Uberti that are obtained by LHSS through Cimarron Firearms, Taylors and Company, or from Uberti direct. Jared has conducted a continuous process of research and development on these firearms and has really introduced some welcome improvements that increase the reliability as well as smoothness of function.

So as a birthday present to myself, I ordered a

casual inspection exhibited nice case coloring on the frames and well-polished blued barrels, back strap, trigger guard and roll engraved cylinders. The fit and finish were up to my expectations from this venerable Italian manufacturer. But the real magic was to be found on the inside.


The standard action job included in every Deluxe Edition revolver features much of the same work and even exceeds some of that required on cartridge revolvers. First, all internal parts are honed and reworked such as removing metal that is out of specification, squaring, truing, and even adding metal and re-machining parts to desired specifications. This also involves stoning, lapping, welding, milling, filing, and tempering. The single tooth hand and bolt cam are rebuilt and hardened. The correct bolt engage-

ment and position is established and timing and bolt drop is corrected as necessary. The sear and hammer are reworked, aimed at providing a crisp 2-½ pound trigger pull. The forcing cone is re-cut to 11 degrees and the barrel face is squared and smoothed.

Then Jared goes beyond the normal action work performed on cartridge guns. Typically in Uberti-made percussion revolvers the arbor is too short, which over time can result in misalignment of the barrel relative to the cylinder. Some gunsmiths in the past have adjusted the arbor length by drilling and tapping the end of the arbor to add a screw for additional length. Jared adjusts the arbor length by adding a weld bead on the forward end and smooth-



**LONG HUNTER (Deluxe Percussion Series Revolvers) .**



*Weld bead added to end of arbor and collar bushing on arbor ahead of cylinder.*


ing it down to exactly the correct arbor length in the frame (Figure 1). The correct cylinder gap is set to offset the effects of black powder fouling and then a removable Long Hunter Cylinder Collar bushing is fitted onto the arbor between the face of the cylinder and the frame (Figure 1). This Cylinder Collar bushing is available in blued steel, which is virtually invisible on the gun when in place, or in Stainless Steel at no additional cost. When installed, the bushing pretty much eliminates fouling between the cylinder and the arbor.

But the improvements don't end there. The frame above the left back strap screw hole is drilled through to install a Ruger-style coil hand spring and then a high quality Lee's "Gunslinger Spring Kit" is installed in all Deluxe Percussion Series revolvers (Figure 2). Finally the cylinder is fitted with six Slix-Shot Stainless Steel Nipples. For the uninitiated, these little after-market nipples have a larger flame channel than factory versions for increased ignition reliability and also have a small hole in the side. Theoretically, the result is enough pressure is released through that side hole to allow the use of lighter hammer springs and not have the explosion push the cap off and the hammer back.

All of the preceding described work is included in the basic cost of every LH Deluxe Percussion Series revolver but other improvements are now avail-

able at additional cost. One of the most remarkable improvements that can be added and the primary reason for writing this article is Jared's new Anti-Cap Jam System. It is this ingenious modification that seems to eliminate the typical Colt's cap jams described previously. And it seems to be effective even under fast shooting conditions.

I recalled reading an article in *The Cowboy Chronicle* a number of years ago written by **Larsen E. Pettifogger** (SASS #32933 Life) in which he installed a small post in the top of the hammer stop with a corresponding slot cut into the hammer. The effect was the small post blocked most of the fired caps from falling back into the action similar to the narrow slot in the Remington and Ruger frame designs. I have heard that modification was called the "Manhattan System." I



*Top arrow shows the installation of a Ruger-style hand coil spring and lower arrow the Gunslinger Kit mainspring.*

*(Continued on page 36)*

**AGI** FREE Shipping • FREE Bonuses  
Lowest prices of the year! ACT NOW! **AGI**

*Limited Quantities!* *Sale ends 12-31-16*

**The AGI Christmas Sale is On!**  
**33-70% OFF**

How-to Gunsmithing Courses on Video!



*You can become a CERTIFIED...*  
*Glocksmith, 1911 Pistolsmith, AR15 Riflesmith, Reloader, Welder, Machinist, Law Enforcement Armorer, Cowboy Action Armorer and Gunsmith!*

**AND MORE!** AGI has hundreds of Step-by-Step instructional Gunsmithing courses on video by Master Gunsmiths! These are **study-at-home courses** for building, customizing, repairing, tuning, and maintaining your or your customers' firearms. Expand your Gunsmithing skill level with Machine and Welding courses!

**SAVE UP TO 70% OFF RIGHT NOW!**

To receive these great deals you must enter offer code **CMAS16CB** when ordering!



*You could build this gun!*

**SEE OUR CHRISTMAS CATALOG ONLINE**  
**HUGE SALE!**  
**www.AGiChristmasSale.com**



## LONG HUNTER (Deluxe Percussion Series Revolvers . . .

*(Continued from page 35)*

liked his article but the post looked fragile to me and I certainly lacked the equipment and metal working skill that appeared to be in Pettifogger's corner.

Now back to the LH Anti-Cap Jam System. This system consists of an internal Anti-Cap Jam Shelf at the top of the hammer stop and an Undercut Hammer Face. The Anti-Cap Jam Shelf shown in (Figure 3) functions similar to a blast shield to prevent caps from ejecting to the immediate rear under fire or falling into the action while cocking. It extends upward to about the center point of the flame channel in the nipple. It can be fitted to the gun without ruining the authentic appearance. The undercut in the face of the hammer (Figure 4) provides sufficient surface area to ignite caps on the nipples while still allowing the use the original Colt's safety tabs on the cylinder (Figure 5). In discussions with Jared, it seems he discovered the top of the hammer stop on old



*Undercut in hammer to clear the internal shelf.*

original Colt's was ever so slightly higher than in most of today's replicas. That led him to begin exploring the design of the shelf. The top edge of the shelf is just slightly higher than the top of the hammer stop on those original guns. He has extensively tested the System himself and says to have fired "thousands" of rounds with no cap jams.

cap came back onto the hammer stop or into the action no matter how I positioned the gun. Then I took them to the range and fired a full cylinder of six shots in each gun. That was using 15 grains of FFFg American Pioneer Powder (APP) in one and 18 grains in the other. NO CAP JAMS!




*Anti Cap Jam Shelf indicated by arrow.*

I decided to go the extra mile to have the Anti-Cap Jam System installed on my two LH Deluxe Percussion Series 1861 Navies. Though I cannot claim to have fired thousands of rounds in my guns fitted with the System, I can say as soon as I received them I test fired caps on empty chambers working the action as fast as I could. Six caps per gun, repeated three times. Not a single

The real test was when I then took the guns to the very next match. I loaded them with 15 to 18 grains of FFFg APP and .375 inch round balls and capped the Slix-Shot nipples with Remington No. 10 caps. I did take my Ruger Old Armies along as backups, but they remained in the cart for the match unfired. I used the Navies exclusively for the entire match and did not experience a single cap jam. NOT ONE! One cap failed to fire when the hammer struck it the first time but did ignite on the second strike. I suspect that was because I failed to seat it sufficiently when I capped the gun at the loading table. I even shot the match with no misses or procedurals (*I hesi-*



## LONG HUNTER (Deluxe Percussion Series Revolvers)



Note the safety notch retained in the hammer face to engage posts on the cylinder between chambers.

tate to use the term “clean” when shooting even replica black powder) and captured first place in the Frontiersman category against three other shooters.

I am absolutely delighted with the LH Deluxe Percussion Series 1861 Navies and have since added a pair of 1851 Navies as well. The actions of all the guns are smooth; the hammer pull is light enough that I can shoot the guns double duelist even with the arthritis in my left thumb. The trigger pull is crisp and measured an average of 2 pounds 9 ounces to 13 ounces on my Lyman gauge. And even though the Anti-Cap Jam System is not part of the standard Deluxe Edition Package, I feel its installation is well worth the extra cost to effectively eliminate that long standing cap jam problem unique to shooting Colt’s open top percussion revolvers. I now have some Colts I feel I can put up against those Ruger Old Armies and Remingtons. Who knows, if they continue to perform like this I may even put those Rugers on the auction block.

I need to add here that Jared continues to add innovations to the LH Deluxe Percussion Series revolvers. Now he has come up with an answer that addresses another cap and ball

revolver shooting challenge... accuracy! Upon request, LHSS will fit Navy revolvers with cylinders having a .378 inch bore diameter or the 1860 Army revolvers with cylinders having a .452 inch bore diameter. LH Deluxe Percussion Series revolvers fitted with the re-bored cylinders, and loaded with .380 inch diameter balls or .454 inch diameter balls respectively, are claimed to yield standard deviations as low as 15 feet per second across a 21 shot spread without cleaning. Like the Anti-Cap Jam Shelf, these modifications cost extra but may provide the accuracy in a Colt’s open top percussion revolver that you are looking for. But that will have to be a different story.

Prices for the LH Deluxe Percussion Series Revolvers range from \$479 to \$499 plus shipping. The Anti-Cap Jam System bumps the cost an additional \$75 per gun and the improved cylinder bore work is additional \$100 per gun. This is your chance to find out what it could have been like to shoot real guns of the Old West. To order you must contact LHSS directly at (806) 342-0000 and ask for Jared or Heidi. For more information visit their website at <http://www.longhunt.com/web/>.

VISIT US AT [SASSNET.COM](http://SASSNET.COM)

JOIN THE FAST GROWING SPORT OF  
**COWBOY  
 FAST DRAW**  
 AND CHANNEL YOUR  
 INNER GUNSLINGER

REAL GUNS, REAL HOLSTERS,  
 WITH WAX BULLETS

TO LEARN MORE, VISIT OUR WEBSITE AT:  
**WWW.COWBOYFASTDRAW.COM**

FIND A CLUB NEAR YOU!  
 FORM A NEW CLUB!  
 GREAT INDOOR/  
 OUTDOOR SPORT

A Great  
 Family  
 Sport!

DEDICATED TO THE  
 ★COWBOY WAY★

COWBOY FAST DRAW ASSOCIATION  
 Cal Eilrich “Quick Cal” - Director  
 P.O. Box 5 • Fernley, NV • 89408  
 775-575-1802  
 info@cowboyfastdraw.com  
 An NRA Affiliated Organization

LOOKING FOR COWBOY FAST DRAW PRODUCTS?  
 BE SURE TO CHECK OUT THE CFDA

**GENERAL  
 STORE**

YOUR ONE STOP SHOP FOR ALL THINGS  
 RELATED TO COWBOY FAST DRAW  
 & WAX BULLET TRAINING!

**PRODUCTS INCLUDE:**  
 •WAX BULLETS  
 •BRASS CASINGS - .45's & .38's  
 •HOLSTERS  
 •TIMERS & TARGET SYSTEMS  
 •CFDA LOGO ITEMS  
 •MEMBERSHIPS  
 AND MORE!

TO SEE OUR FULL LINE OF PRODUCTS, VISIT:  
**WWW.COWBOYFASTDRAW.COM**


You can order online or call  
 775-575-1802  
 CATALOGS AVAILABLE  
 UPON REQUEST  
 An NRA Affiliated Organization



# Guns & Gear

# ACCESSORIES FROM Shotgun Boogie

By Larsen E. Pettifogger, SASS #32933 Life, Regulator



Larsen E. Pettifogger, SASS Life #32933

In addition to his world famous Ruger short strokes, Shotgun Boogie makes a variety of other tuning items and accessories aimed at the Cowboy Action Shooting™ market. We'll take a quick look at six of them. First up is a device to remove a separated shell casing from a rifle chamber. Most SASS shooters reload and most of us have had split cases. That is where there is a split lengthwise down the side of the case. These can jam a rifle or be difficult to extract from a handgun, but in most cases they will come out with a little effort. A much more difficult situation is where the case completely separates and leaves a portion of the case in the chamber. Getting these out can be a chore.

Photo 1 shows a .38 Special round with a cannellured case. Maybe it is just bad luck, but the only cases I have ever had separate were cannellured cases. I don't like using them so I separate them from my regular brass and give them to my "friends," especially if they are shooting in the same category as I am. But, for this article I loaded one up and, with a little help from a Dremel, the forward part of the case separated and is in the chamber after the rear half was extracted (Photo 2). What to do?



Grab a Shotgun Boogie case remover (Photo 3), insert it into the chamber like a loaded round (Photo 4), and close the bolt (Photo 5). Notice in Photo 5 that the rim on the case remover is just like the rim on a cartridge and is captured by the extractor. Simply drop the lever and the portion of







the separated case is extracted with the case extractor (Photos 6 and 7).

For those who like their shotgun shells to have that vintage look, especially the black powder shooters, Boogie has a roll crimper that fits into a drill press (Photos 8 and 9). I didn't have any paper hulls or over shot cards on hand so I just trimmed the star crimp off a plastic hull and tried that. Wow, just a couple of seconds and a perfect roll crimp was




Accessories From Shotgun Boogie ...



formed (Photo 10). The plastic heated up enough and lowered the friction of the crimping process enough so I could hold the case with my hand while the crimp was forming.

Next up is something so simple I thought to myself "this can't work." But it did and it worked very well. It is a bag of round cylinders with a hole in the middle made out of some kind of linen material



(Photo 11). They are made as a dry firing aid. There are different dry firing aids around, but this is the only one I am aware of in which the hammer does not strike the firing pin extension so there is zero wear and tear on the gun. The linen cylinder goes just below the firing pin extension on a Henry, 66, or 73 (Photo 12). It compresses when it's inserted so it does not move or fall out. You can dry fire to your heart's content and the hammer never hits the back of the gun. When you are done just pry it out and throw it away.


Next up is a set of precision ground and hardened

*(Continued on page 40)*






12



14



13



15

### Accessories From Shotgun Boogie . . .

*(Continued from page 39)*

firing pins with new springs for Stoeger shotguns (Photo 13). The factory pins have a reputation for being soft. These pins are a direct replacement and will notpeen or mushroom. I did not have a

Stoeger on hand to show an install, but replacement is fairly straightforward. Remove the firing pin bushing on the front of the Stoeger frame, remove the old firing pins and springs, replace them

with the new firing pins and springs and replace the bushing. The only issue may be getting a tool to fit the three holes in the bushing.

Next is a stainless steel spring set for a Rossi 92 (Photo 14). This is a tuned spring set that replaces the mainspring, lever spring, ejector spring, and the trigger spring to give a much lighter and smoother feel to the Rossi action. Again, I did not have a gun on hand but have done a Rossi take-down in an earlier article and there are a couple of websites showing how to dismantle the Rossi.

Last up is a precision-machined replacement barrel band for a Winchester Model 97 shotgun. If yours is lost or mangled this one will fit right on. I am told it is contoured so a metal hand-guard will fit if the gun is being converted to a trench gun configuration.

Shotgun Boogie has moved from Germany and set up shop here in the good old USA. His new website is [www.sbgwllc.com](http://www.sbgwllc.com). His email is [infor@sbgwllc.com](mailto:infor@sbgwllc.com). Take a look at his website to see what other products he has to offer and drop him a line with any questions. 🐾

**Order by  
December 10th  
for Christmas  
Delivery!**

**D Bar J Hat Co.**  
5960 Topaz St.  
Las Vegas NV  
89120

**20% off all in  
stock hats**  
(Expires 01/02/2017)

(702)740-  
HATS(4287)  
[www.David  
JohnsonHats.com](http://www.DavidJohnsonHats.com)





# Introducing the **Team SASS Patriot Badge**

**Show your support with a  
Team SASS Patriot Badge**

**Customized with your  
Alias and SASS Number**



Second  
Amendment  
Foundation



## **\$100 - Order yours today!**

The Single Action Shooting Society® is proud to offer the Team SASS Patriot Badge, and to stand with others as we seek to preserve our Second Amendment Rights. Proceeds from the sales of the SASS Patriot Badge are distributed equally among four of the top organizations leading the charge to protect our freedoms; The National Rifle Association (NRA), the Gun Owners of America (GOA), the National Shooting Sports Foundation (NSSF), and the Second Amendment Foundation (SAF).

**TO ORDER CALL THE SASS OFFICE TODAY AT  
877-411-SASS OR 505-843-1320**



# Guns & Gear

## Safety Practices First, Last, And Always

By Doc O'Bay, SASS #63631



Doc O'Bay, SASS #63631



**1**  
Bollé Safety Glasses markings. In this case, the lens is rated: Z87+ indicating maximum Ultraviolet protection (U6) and has a special (S) lens tint.

The SASS *Shooters Handbook* (Version 21.8) has a section on safety starting on page 23; it is nearly at the end. In that section, 40 of the 41 listed items discuss safe firearms handling requirements, including what must not be done (all good information; after all, the goal of any good safety program is to prevent an in-

**B**efore starting, I need to state in the alternate reality that allows me to afford to participate in Cowboy Action Shooting™ events, I am a Safety Professional. Ensuring that risks and hazards are identified and appropriately mitigated to the lowest reasonable level is my focus every day. The safety of our people and the environment is part of every activity we do. Now, back to *this* reality...

cident). Safe handling of firearms is most efficiently managed by the introduction of “Engineering Controls” (e.g., guards and barriers) and “Administrative Controls” (e.g., rules and procedures). These controls are generally well covered in these 40 items, although two areas allow for improvement: appropriate footwear, and adequate eye protection.

I believe appropriate footwear should be required for *all* categories (not just B-Western and Classic Cowboy). Not wearing suitable footwear allows for unmitigated known hazards (rocks, nails, hot brass, etc.) to the shooter, as well as presenting a potential new hazard: the involuntary muscle reactions of the shooter in response to those previously mentioned hazards could result in an accidental discharge, possibly leading to devastating consequences beyond just a stage or match DQ. Such an event poses a potential risk to other shooters and observers.

But the primary focus (pun intended) of this article is eye protection. Item 31 states, “...*high impact*

**STEEL TARGETS**  
Original Designs

DS WELDING'S AVENGING VULTURE® EOT 2004

DS WELDING'S FAMOUS TOMBSTONE RACK!

DS WELDING (818) 727-9353  
WWW.DSWELDING.COM  
WWW.STEEL-TARGETS.COM

WIG-WAG WITH HIGH PLAINES DRIFTER TARGET

THE ORIGINAL BIRD/CAN THROWER

DIFFERENT SHAPES AND SIZES AVAILABLE



## Safety Practices (*First, Last, And Always*) . . .

glasses are strongly recommended.” I believe we have really missed an opportunity here. This section of the *Shooters Handbook* begins with, “Our sport, by its very nature, has the potential to be dangerous and a serious accident can occur.” Yet, there is no specifically stated **requirement** for **all** participants to wear appropriate safety eyewear! By *Appropriate Safety Eyewear*, I am referring to ANSI Z87.1-2010 (or later) rated safety glasses with wrap-around lenses or rated-rigid side shields, *not* standard sunglasses, sport glasses, “period” eyewear, or “impact resistant” prescription eyewear. (Surprisingly, some of the colored “shooter’s glasses” that shotgunners wear are not ANSI Z87 rated; some of these are the ones with lens colors not found in nature.)

Safety eyewear meeting the ANSI Z87.1 requirements are tested as a system (lenses, frame, fasteners and side shields) for impact, shatter, and penetration resistance. This is to ensure if the eyewear is impacted, the lens won’t pop out and become a new projectile that can injure the wearer. (The YouTube video at this link illustrates the differences: <https://youtu.be/ddgHfOPgaAI>.)

Over the last few years, targets have become larger and closer; closer targets increase the potential for “splatter,” impacting the shooter, counters, timer operator, and others in the area. Older targets moved closer can increase the potential for more damaging ricochets. Having the appropriate protection will save your eyesight.

ANSI rated non-prescription safety eyewear will be marked with “Z87” on the lens for impact protection and “Z87+” for high-velocity impact. (Figure 1) Products rated at Z87+ generally meet the military standard for ballistic eyewear as well. These products are also marked on the frame (Figure 2) and side shield (if separable) with the appropriate rating. Our military personnel wear eyewear that is Z87+ rated.

For non-prescription ballistic safety eyewear, you do not need to spend a lot of money. The “less fashionable” versions start at less than \$3.00 at some online vendors; prices go up from there with some high-end versions costing more than \$200 per



Oakley M-Frame 2.0 markings for Z87 rating.

pair. Prescription versions are also affordable. There are two options—prescription eyewear and prescription inserts. The prescription eyewear option is best for those requiring bi-focal lenses as it allows the optician to get very accurate measurements. This option will cost about \$125 per pair (a bit extra with anti-fog and scratch-resistant coatings) from an online retailer.

Prescription inserts offer the most versatility, as the insert can be used with several sets of lenses for that model. This gives the shooter the opportunity to

*(Continued on page 44)*

## MUSTANG Woodcrafters

Lightweight & Sturdy Completely Finished Wooden Folding Carts  
Makers of the wooden folding gun cart for 15 years



### 2017 Mustang Guncart Model includes:

Your Choice of Finish | Ammo Box | Accessory Box  
Cooler Rack | SASS Logo AND Alias Engraving  
Spent Shell Box | Umbrella Holder


*Everything breaks down and folds to fit in any size vehicle.*

*Solid rubber tire or inflatable tire options available.*

*Available in Wagon Wheel Walnut, Cimarron Maple, High Plains Hickory, and Red River Cherry.*

**MustangWoodcrafters.com (937) 272-1000**





**Buffalo Arms Company**  
Outfitters to the Old West

Attention Cowboy Action Shooters!

Loaded Ammo  
Smokeless  
Black Powder  
Cowboy

Holsters & Belts

Guns

**OVER 11,000 ITEMS**  
World's Widest Selection Available

Cast Bullets

Serving Shooters Since 1990

Swiss & Scheutzen Black Powder

Classic Era Cartridge Boxes

Cowboy Clothing

1-208-263-6953 WWW.BUFFALOARMS.COM  
M-F 8-4:30 PST Catalog \$5 660 Vermeer Court, Ponderay, ID 83852

## Safety Practices (First, Last, And Always) . . .

*(Continued from page 43)*



*Wiley-X PT-1 wrap-a-round style with prescription insert and interchangeable lenses.*

purchase several colors of lenses for changing conditions (Figure 3) or to replace a scratched safety lens. Prescription inserts start at around \$15 plus the price of the prescription lens. Depending on the brand, safety glasses that accept prescription inserts start at as little as \$15 and can go over \$200, with most averaging below \$100 plus the prescription lens. Another advantage of this option is the non-prescription protective lenses will take the abuse and are much less costly to replace.

The decision on what works best for you must be made between you and your optician. Be sure your optician is experienced with fitting prescription safety glasses—even better if they are shooters, as they can understand the best focal point for your prescription.

Participating in Cowboy Action Shooting™ is not a cheap sport. We have all invested a great deal of money into our firearms, ammunition, costuming, and shooting accessories. Why not spend a hundred dollars to protect our eyesight? We can't purchase a back-up set of eyes, but we think nothing of earmarking the funds to buy a back-up firearm.

This article may not result in a change to our safety requirements. But, I do hope I have convinced at least one shooter to upgrade to appropriate safety eyewear. *A*



**RUGGED GEAR**

Order Now For Best Selection!

**Lightweight Folding Gun Carts**

Our carts are as handy as a pocket on a shirt - and dang near as unique as you! With so many options to choose from, you can create a cart that's fittin' to you and your gear. Take a gander at our website to see the different styles, colors and options!

www.ruggedgear.com  
800-784-4331



# GREAT GIFTS FROM THE SASS MERCANTILE!

# SASS MERCANTILE



## Licence Plate- SASS With Alias

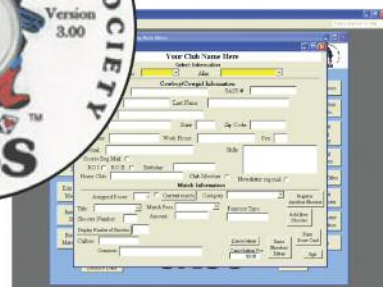

Plate measures 6 inches by 12 inches and weighs in at 1 lb(s). This License Plate is hand made in the USA using heavy gauge American steel. Available in White and Rust

**\$25.00 - Add your alias for \$10**



## SASS Clock

Clock measures 14" by 14" and weighs in at 3 lb(s). This Clock is hand made in the USA using heavy gauge american steel. This clock includes an American made quartz clock movement. (requires one AA battery) for years of accurate time keeping and is covered with a clear acrylic lens. **\$29.99 - Add your alias for \$10**



## SASS Match Management & Scoring System

**\$340.00 (Includes \$15.00 for Shipping)**  
For SASS Affiliated Clubs Only



## SASS Wood Sign with or without Alias

16"X 10" Custom Wood Sign.  
With alias - **\$34.95**  
Without alias - **\$24.95**



## Money Clip - SASS Marshal with Alias

Delivery takes about 6-8 weeks. Includes shipping. **\$50.00**



## Money Clip - SASS Star with Alias

Delivery takes about 6-8 weeks. Includes shipping. **\$50.00**



## Metal Sign - SASS

## Metal SASS Signs


Proudly designed and made in the U.S.A, this sign measures 12" x 12". Hand made in the USA using heavy gauge American steel. Riveted holes for easy hanging. **\$19.95 - Add your alias for \$10**

**TO ORDER CALL: (877) 411-SASS OR VISIT WWW.SASSNET.COM**



# History / Military

## The Dakota War and the Redemption of John Pope



Big Dave, SASS #55632

By Big Dave, SASS #55632



You can visit the site of the mass hanging if you are so inclined.

General John Pope is mostly remembered for losing the Second Battle of Bull Run, but he also was a key figure during the Dakota War, which broke out in Minnesota in 1862. Following the Second Bull Run, Pope had been relieved of his command of the Union Army of Virginia. However, he was too valuable an officer to dismiss from the Army. Instead, he was sent west to deal with the Indians. After the Dakota were defeated, Pope presided over the largest mass hanging in American history. Thirty-eight warriors were executed in the aftermath of the conflict, all at the same time, on a massive gallows erected for the purpose.

Pope's "redemption" must have been a horrible thing to witness.

The Dakota Sioux had a very legitimate grievance against the US government and the settlers in Minnesota. A decade before the Civil War broke out, the Sioux signed a treaty with the United States that handed over a large portion of Minnesota Territory. In exchange, the Indians were to receive cash and trade goods. A reservation was put aside for them on the upper Minnesota River. Unfortunately, the payments weren't always delivered and the trade



The Dakota War resulted in the displacement of many Minnesotans, some of them were even displaced to the next world.



## The Dakota War and the Redemption of John Pope . . .



*This painting depicts the siege by the Dakotas of the settlement of New Ulm.*

goods were often of poor quality. The agents assigned to deal with the transactions were often corrupt or didn't particularly care about the welfare of their charges. After all, the Indians were "miserable savages" who had stood in the path of progress. In the 1850s the nation's attention was turned to the slavery issue and there were very few whites that cared about what was happening in Minnesota.

Finally, in 1858, a group of Sioux led by Chief Little Crow traveled to Washington in hopes the situation could be alleviated. It wasn't—the only thing that came out of the journey was a further reduction of land. The politicians apparently decided since Minnesota was about to become a state, the new settlers would need more space and the Indians, conversely, would require less. This decision was reached during the Buchanan Administration, when America's political leadership was at an all-time low.

As the nation drifted toward civil war, things got even worse for the Sioux in Minnesota. The hunting and fishing on the reservation began to produce dwindling results. Many of the Sioux hadn't gotten the hang of farming yet and people began to get hungry. When the Indians tried to buy food and supplies on credit, they were told to get lost. One trader, Andrew Jackson Myrick, reportedly said, "So far as I am concerned, if they are hungry, let them eat grass."

In the summer of 1862, while John Pope was campaigning against Lee and Jackson in Virginia, the situation in Minnesota erupted. On August 17, some Sioux braves killed a group of five settlers after an altercation. Following the incident Chief Little Crow was encouraged to lead a general uprising. Although he wasn't particularly enthusiastic, Little Crow agreed. It was probably too late to go back anyway—the whites were outraged. Besides,

the Civil War was in full swing and if ever there was a time to strike, that time had arrived.

Over the next few days, several white settlements were attacked and the Lower Sioux Agency, an administrative post, was captured. One of the earliest white victims of the uprising was the trader Andrew Myrick who had suggested the Sioux subsist on grass. Somebody must have remembered his comment because his corpse was found with grass stuffed in its mouth. About 160 whites were killed and approximately 100 more were taken captive.

Former governor Henry H. Sibley led a group of volunteer militia to quell the uprising, but in the early part of the disturbance, the Sioux remained on the offen-

*(Continued on page 48)*

**GOLDEN GATE**  
WESTERN WEAR

Old west and contemporary hats, apparel, boots, and accessories for the whole family. Our custom hats are hand-formed by Bill Knudsen-  
**Reader's Choice Best Hatmaker** four years in a row! Can't wait? We have **quick-ship** stock hats too.


**Ringo**




**Once Upon a Time**

See our **online catalog** at  
[www.KnudsenHats.com](http://www.KnudsenHats.com)  
ORDERS: (510) 232-3644





*An artist's rendering of the executions.*

## The Dakota War and the Redemption of John Pope . . .

*(Continued from page 47)*

sive. Other towns in Minnesota were attacked between August 19 and August 23. New Ulm, Minnesota was evacuated after holding off two assaults. Fort Ridgely managed to hold out for 10 days until Sibley's forces relieved it. However, by the end of the month, the steam seemed to be running out of the up-

rising. Factions within the Sioux were arguing for an end to the hostilities. Though the fighting carried over until well into the next month, the uprising had started to lose its momentum.

Even though the worst part of the uprising was over, between 300 and 800 white men, women, and children had been killed. The settlers in Minnesota were crying for help. Finally, in the first week of September, Lincoln organized the Department of the Northwest and authorized the creation of a number of volunteer units to deal with the Dakotas. Major General John Pope was placed in overall command of the operation. Even though Pope had recently suffered a disastrous defeat at the hands of Lee and Jackson, he was an experienced commander and the folks in Minnesota were not inclined to look a gift horse in the mouth.

Despite his defeat at the Second Battle of Bull

*(Continued on page 50)*

**CowboyShootingStore.com**  
Ecommerce Store for Single Action Shooters!  
[www.CowboyShootingStore.com](http://www.CowboyShootingStore.com)



Corporate Member



Everyday Low Prices!  
All Products Made in USA



QR Code

Brass - Lead - Leather - Reloading - Tuning Kits - Gun Tools  
Triple-K - Grace Tools - Oregon Trail - Starline - Berry - CSS

VISIT US AT [SASSNET.COM](http://SASSNET.COM)





## SASS<sup>®</sup> Affiliated Merchants

### CALIFORNIA

#### Jax Leather Company

Shooting Accessories: Canvas Cartridge & Shotgun Belts, Loading Bags, Suspenders & Shell Bags

#### Scully

Apparel, Handbags, Leather, Accessories

#### Shotgun Boogie Gunworks

Single Action Gunsmithing Services

### MISSOURI

#### James Country Mercantile

Cowboy Clothing, Gun Cleaning & Care Products, Tin Ware, Hats, Special Order Clothing, Patterns for Clothing

#### Missouri Bullet

Cowboy Reloading Supplies

### MONTANA

#### Munden's Six-Gun Magic

Single Action Firearms, Single Action Gunsmithing Services

### OHIO

#### Buffalo Cartridge Company, Inc.

Cowboy Ammunition

#### Prairie Firearms LLC

SA Gunsmithing Services & Glocksmithing

#### Vandalia Range & Armory, INC.

SA Firearms, Cowboy Ammunition, Gun Cleaning & Care Products, SA Gunsmithing Services

### TEXAS

#### A Blast from the Past

Vintage Clothing, Hats & Gifts



## BECOME A SASS SUPPORTING STORE AND WE'LL REFER OUR MEMBERS TO YOU!

**It's Simple. Become a SASS Supporting Store and we'll refer our members directly to you.**

That's right. With our fast growing population of Cowboy Action Shooting™ Members, SASS would like to support you by referring our members to you. Why? Because we need SASS and Cowboy Action Shooting™ knowledgeable Gun Stores, nationwide, to refer our members.

### How Does it Work?

SASS supplies you, with:

- SASS Membership Applications
- Informational Brochures
- A listing on our website with a link to your website
- A Listing in The Cowboy Chronicle monthly digital edition with a link to your website
- A Listing in The Cowboy Chronicle quarterly printed edition
- Access to post promotional sales on the popular SASS wire forum merchants corner
- A SASS Affiliated Merchant sticker with year to place proudly in your store
- A Certificate that shows you are a supporting dealer in good standing
- We refer our members to you for related goods & services
- Your Logo and Business info will be added to a flyer which will be included in each new member package. (Please send hi-res logo to [amber@sassnet.com](mailto:amber@sassnet.com))
- Affiliated Merchants will be featured in Email Blasts to all active members with an email address. On a quarterly basis.

**What Do You Have to Do to Be A SASS Supporting Store?**

- Educate yourself to how SASS functions by reading your SASS Information Packet
- Display our membership application in the supplied counter top display container
- Display your SASS Supporting Sticker where referrals can see it
- Be helpful, friendly and attentive when a customer mentions SASS
- You must be a SASS Member

### How Do I Qualify?

If you are a retail store that sells Single Action Firearms, ammo, Cowboy Clothing or other Cowboy products and you are a SASS member, You Qualify! It's that simple!

### How Do I Sign Up?

Fill out the application, mail it or fax it in, and we'll do the rest. That's it! SASS believes this is a win-win situation. You benefit by our referrals. We benefit by providing a source our members can count on.

**For more information contact Amber Oakley at the SASS Office at (505) 843-1320, or email Amber Oakley directly at [amber@sassnet.com](mailto:amber@sassnet.com).**

Thanks!

[Click Here to Download The Official Application](#)



# The Dakota War and the Redemption of John Pope . . .


*(Continued from page 48)*




*Chief Little Crow reluctantly led the uprising.*

Run, Pope had lost none of his bluster. He intended to “utterly exterminate the Sioux.” They would be dealt with “as maniacs and wild beasts.” This was one assignment Pope did not intend to botch—after all, it was his second chance.


The Battle of Wood Lake, fought on September 26, resulted in a defeat for the Dakotas and effectively ended the uprising. The victory was almost a sure thing, since the Minnesotans far outnumbered their opponents.



*Colonel Henry Hastings Sibley of Minnesota led the troops that ended the uprising. He is not to be confused with Henry Hopkins Sibley of the Confederacy.*



*Abraham Lincoln had a lot on his mind in 1862.*



*After his defeat at the Second Battle of Bull Run, General Pope was sent to deal with the Dakota Sioux in Minnesota.*

bered their opponents. Though the casualties on both sides were rather light, the Indians were driven from the field. Pope wasn't present; Colonel Henry Sibley commanded the Minnesota units at Wood Lake. Now it was time for the Sioux to experience some payback for the rebellion.

The Dakota War had been an extremely ugly affair. Nobody knows for sure how many whites were killed, hence the death toll of “be-

**2017 Nebraska SASS State Championship**

**June 2-4, 2017**

Presented by the Columbus Rifle Club Cowboys  
<http://columbusrifleclubcowboys.weebly.com/>  
 402-276-1391  
 Limited Entries Available

Ad Sponsored by the Columbus Convention and Visitors Bureau

VISIT US AT [SASSNET.COM](http://SASSNET.COM)



## The Dakota War and the Redemption of John Pope . . .

tween 300 and 800.” There were no records kept. To make matters worse, there were reports of rape and atrocities committed by the Indians. The Minnesotans were understandably furious, but what followed was nothing to make an American proud. Needless to say, most whites either didn’t know or didn’t care about the situation that had caused the rebellion to break out in the first place. All they wanted was vengeance.

In the aftermath of the uprising, about 500 Sioux were arrested and put on trial by a five man military commission. The trials cannot by any means be considered as the finest examples of American jurisprudence. Some of the trials lasted less than ten minutes. The defendants had no legal representation and there was no explanation about the nature of the proceedings—who had time for an interpreter or a bunch of lawyers anyway? It was efficient, one supposes, because in one day 40 cases were decided. 393 Sioux were convicted of “murder and other outrages” and 303 were sentenced to hang. General Pope had no objections to the proceedings, verdicts, or sentences. To him, it was obvious that a stern example had to be made.

Lincoln had to give final approval for the executions. Fortunately for the Sioux and for history, the Episcopal Bishop of Minnesota, Henry Whipple, to review the convictions, had prevailed him upon. In a letter, Whipple explained to the president the injustices that had preceded the uprising and the farcical nature of the subsequent “trials.” Meanwhile, Lincoln was under pressure to hang all of the convicted Indians by General Pope, Colonel Sibley, the governor of Minnesota and the majority of its citizens. It would be an understatement to say Abraham Lincoln needed this mess like he needed a hole in the head. (Unfortunately, that very thing was awaiting him a few years later.)

Instead of taking the easy way out and allowing all 300-plus sentences to be carried out, Lincoln reviewed each case. A lot of things were happening in or around Washington during the autumn of 1862. The Battle of Antietam was fought, McClellan had to be canned (an unpopular decision), the Emancipation Proclamation had to be dealt with, a new commander had to be found for the Army of the Potomac, and Lincoln’s cabinet was almost constantly in turmoil. To top it off, the First Lady was struggling with mental illness. The president

had a lot on his mind. Nobody would have particularly cared if all the convicted Sioux went to the scaffold, but Abraham Lincoln did the right thing.

On December 6, Lincoln announced his decision. Thirty-eight Sioux would be hanged and the rest were to be granted reprieves. It wasn’t a popular decision, but Lincoln remained firm. The sentence was carried out the day after Christmas in 1862. The convicted Sioux went to the massive scaffold singing their death songs. When all were in place with the nooses around their necks, the trapdoor was sprung and the crowd cheered. It really was an engineering feat to hang 38 men simultaneously. This ended the most costly Indian uprising in American history.

General John Pope’s career got a boost from his handling of the Dakota War. He really didn’t do a lot—he was mostly a figurehead. Colonel Henry Sibley should get credit for putting down the uprising. However, the Army must have been pleased with Pope because he was appointed commander of the Military District of the Missouri in January 1865. In April 1867 Pope became the governor of the Third

*(Continued on page 52)*

# Reproduction ROLLING BLOCKS

**.357 / .44 Magnum & 45-70**

**DEALERS WANTED**

Visit at Shot Show **Booth #3160**  
For Free Catalog please call:

**Toll Free:  
800-671-1498**

---

**Specifications**

- Caliber..... .357 / 44 Mag & 45-70
- Action..... Rolling Block
- Barrel..... 27.5"
- Weight..... 7 lbs.
- Length..... 43.5"
- Capacity.... Single Shot
- Stock..... Walnut Front and Rear

Made in U.S.A. 

## Tippmann Armory

3518 Adams Center Rd. • Fort Wayne, IN 46806  

**TippmannArmory.com**



# The Dakota War and the Redemption of John Pope . . .

(Continued from page 51)

Military District in Georgia during Reconstruction but was replaced by George Meade under President Andrew Johnson’s orders. For the rest of his long career, Pope was associated with fighting Indians, mostly in the Southwest. In his later years, Pope was heard to mention that perhaps we wouldn’t have so many problems with the Indians if we had treated them more fairly.

Chief Little Crow, the reluctant leader of the uprising, had escaped capture. However, in July, 1863 he was shot and killed by a Minnesota farmer while he was picking berries with his son. The farmer received \$500.00 for his service. Little Crow’s skull was donated to the Minnesota Historical Society where it resided until 1971 when it was returned to Little Crow’s family.

The real hero of the story was Abraham Lincoln. Despite the fact that he was under pressure to do otherwise, he took the time to ensure a measure of justice was delivered. As he said later, he “could not hang men for votes.” The Minnesotans must have

understood. In the Presidential Election of 1864, Lincoln carried Minnesota anyway.

\*\*\*\*\*

### Bibliography

- “During the War.” *The U.S.-Dakota War of 1862*. N.p., n.d. Web. 18 Aug. 2016. <<http://www.usdakotawar.org/history/war/during-war>>.
- “John Pope (military Officer).” *Wikipedia*. Wikimedia Foundation, n.d. Web. 18 Aug. 2016. <[https://en.wikipedia.org/wiki/John\\_Pope\\_\(military\\_officer\)](https://en.wikipedia.org/wiki/John_Pope_(military_officer))>.
- “Lincoln and the Sioux.” *Opinionator*. N.p., 18 Aug. 0230. Web. 18 Aug. 2016. <<http://opinionator.blogs.nytimes.com/2012/08/20/lincoln-and-the-sioux/>>.
- “Lower Sioux Agency.” *Visit*. N.p., n.d. Web. 18 Aug. 2016. <<http://sites.mnhs.org/historic-sites/lower-sioux-agency>>.
- N.p., n.d. Web. <<http://www.d.umn.edu/~7Ebart0412/2FLittleCrow.htm>>.



## SUBMISSION GUIDELINES

*The Cowboy Chronicle welcomes and encourages submissions of articles and match reports from any and all readers.*

**Please submit articles in MS Word or something compatible.** Open Office and Apple Pages (saved as MS Word) are also fine. A count of 800-1500 words for the printed editions is a good target to shoot for, but shorter pieces are also fine, and we can accommodate larger reports in our virtual-only issues if the material warrants it. We may choose to break very lengthy articles up into two or more parts to run in consecutive issues, or heavily edit them, however.

**Please do not embed your photos in the Word document.** They can be extracted for use in the The Cowboy Chronicle, but it can be a chore to do that. Instead, send your photos separately, in one or more emails, as attachments. Three to six photos per email usually works best. It’s best to send JPEGs, but other formats are acceptable, and it’s best to keep them at about 300 dpi and 3000 pixels (10 inches) on the short side. That will allow us plenty of leeway when it comes to cropping and adjusting them for publication, but in any case try to use photos that are at least 1000 pixels on the short side. If you’re unsure of the size of your pictures, or how to size them, send what you have and we’ll adjust them.

**Usually, six photos are sufficient for an article, especially for the printed version, but we will consider using more for a “big” event, if provided.** The digital editions can accommodate more images, as well. Photos need not have captions, but captions always make photos more interesting. Ideally, the caption would consist of one or two sentences that say something about the picture that is not obvious and/or is not implicit in the body of the article. “Sam making smoke” is a title but not a caption. “Sam, SASS #XXXXX, shooting his first black powder match; after much deliberation, he decided to give it a try and now he’s hooked” is much better. A caption may also serve to let everyone know why the picture is worthy of being published in an international newspaper.

**For digital editions, short video clips may also be included.** MPEGs, AVIs, WAVs, etc., may all be embedded in Chronicle pages, with MPEGs (mp4) preferable. A better option would be to post your video to YouTube and then provide us with the YouTube link. Those will be viewable provided the reader is connected to the Internet.

**Please use [editor@sassnet.com](mailto:editor@sassnet.com) for all article submissions.**




**History / Military****LITTLE KNOWN  
FAMOUS PEOPLE****- Way Out West -**

*Joe Fasthorse,  
SASS #48769*

*By Joe Fasthorse, SASS #48769*

**HENRY NEWTON BROWN** was a gunman, a lawman, a cowboy and an outlaw during his short life. Born in 1857, he was orphaned as a boy and raised by his aunt and uncle in Rolla, Missouri. When he was 17 he left home and headed for Colorado, then migrated to Texas where he killed his first man in a stand-up gunfight. Brown moved on to the New Mexico Territory in 1877 and joined John Tunstall's Regulators during the height of the Lincoln County War. On April 1, 1878 Brown, with Regulators Billy the Kid, Jim French, Frank McNab, John Middleton, and Fred Waite ambushed and murdered Sheriff Bill Brady, the man responsible for Tunstall's death. Three days later, Brown and the Regulators shot and killed Grady's friend, Buckshot Roberts. In July of 1878, a sheriff's posse trapped the Regulators at Alexander McSween's home in the town of Lincoln, New Mexico. McSween was killed in the gunfight but Henry, Billy the Kid and several other gang members escaped. A few months later, the same group trailed a herd of stolen horses to the Texas Panhandle. The boys sold the horses and returned to New Mexico. All except Brown, who stayed in Texas and became a lawman. But his quick temper soon got him fired. For the next several years Henry worked as a cowboy on ranches throughout the Oklahoma Territory. In 1882, he went to the wild cowtown of Caldwell, Kansas where he was appointed city marshal. He



hired Ben Wheeler, a former Texas outlaw, as his deputy and together they cleaned up the town. In appreciation for Henry's service, the city council gave him an engraved Winchester rifle. Brown killed a gambler named Newt Boyce and a renegade Indian called Spotted Horse with the trophy rifle. By the time the marshal and his assistant were appointed to their third term, they were praised by the Caldwell citizens as the best lawmen the town ever had. In 1884, Brown,

Wheeler and two Cherokee cowboys, Billy Smith and Jack Wesley, rode to Medicine Lodge, Kansas to rob the Medicine Valley Bank. Gunfire erupted and Brown shot the bank president, Wylie Payne.

Brown and the outlaws fled, were pursued by a posse, and forced to surrender. Incarcerated in the town's jail, the bank robbers anticipated a lynch mob. When the mob arrived and opened the cell door, Brown burst through the angry men. As he ran past, he was nearly torn in half by the double-barrel blast of a 12-gauge shotgun. He died immediately. Henry Brown was only 27 years old. Wheeler was brought down by a barrage of gunfire, but lived long enough to be hanged with Smith and Wesley. 🐾



# Profiles

## Scholarship Recipient 2016

### Irish Lass, SASS #101072

*Edited & Adapted by Justice Lily Kate, SASS #1000*



*Justice Lily Kate,  
SASS #1000*



**Upatoi, GA.** Hi! My name is Erin Perry, aka Irish Lass. I will be attending Columbus State University in the fall in order to pursue an Associate's Degree in science. From there, I will pursue a degree in criminal justice or engineering, and I hope to obtain a job in one of the two fields.

I am the only person in my family in SASS, but everyone has become very close to this wonderful organization. My parents Ron and Laurie, brother Ian, as well as my grandparents John and Margie Jasper, are extremely loving and supportive, and have attended all of my competitions. Without their guidance, I would by no means be the person I am today.

Though many people have impacted my life in different ways, my Dad and Mom have had the most influence on my life. Over the years, my Dad has taught me many valuable skills and lessons, and to work hard in all that I do. My Mom has taught me dedication and commitment, and introduced me to Iva Gun (SASS #80874) and Cheatin' Chamberlin (SASS #74288), who in turn introduced me to SASS. My second family, the Russell County Regulators of Alabama, are some of the friendliest and most charismatic people I have ever had the privilege of knowing. I'm thankful that I shoot with such a dedicated and loving group of cowboys and cowgirls. I've always been an avid shooter and love to hunt, making SASS the perfect organization for me.

SASS/Cowboy Action Shooting™ has boosted my self-confidence and is the first sport in which I've competed. I've gained many memories and experiences from SASS that I will carry with me for the rest of my life. I'm proud to be a member of SASS and plan to be a Cowboy Action Shooter™ for the rest of my life. Thanks to all SASS members who have donated to the Scholarship Fund. I will make you proud. 🐾



# FIREARMS: The Keeper of Personal Freedom

*By Irish Lass, SASS #101072*

*Adapted & Edited by Justice Lily Kate, SASS #1000*

The need for private ownership of firearms for the purposes of protection and personal freedom outweigh the argument that guns should be strictly regulated under the flag of public safety. Though guns are often portrayed as evil inventions that ought to be banned from the citizenry, their importance to the American way of life cannot be understated. Without guns, America would have never been able to be victorious in her fight for independence. Further, America would not have been able to survive as a nation without the means necessary to protect herself from the wild frontier, aggression of other nations, and from a practical concern, provide food for a major segment of the populace. The Second Amendment was created to protect the citizens of America from criminals, a tyrannous government, and foreign invasion.

Guns are vital to the personal protection of law-abiding citizens. Despite reports of raging homicides across the country, the private ownership of guns curbs the number of fatal shootings. Each year, guns are used eighty times more often to save a life rather than to take one (“A Factual Look at Guns in America”). If private ownership of guns were to be banned, crime rates would soar, as criminals who would use illegal means to obtain weapons, just as they do now, would mercilessly attack the defenseless victims. Police officers cannot be present every time a crime is committed, therefore protection is not provided to every citizen against all possible threats. Public safety cannot be achieved with gun control.

Guns not only serve the purpose of self-defense for the law-abiding citizen, but also provide a deterrent to an over reaching government. When governments are no longer accountable to their constituents, the personal freedoms of the citizens are endangered. The Second Amendment includes a provision for citizens to keep a militia in the case of encroachment on personal freedoms by government, but membership in a militia is not a prerequisite for gun ownership (“Original Intent and Purpose of the Second Amendment”). The rights of the people hinge on their ability to fend off an oppressive government.

Lastly, foreign threats necessitate the private ownership of firearms. In the unlikely event of a foreign invasion by an aggressive nation, citizens would need firearms to protect themselves from enemy forces as the military would not be able to protect everyone. “Gun possession better enables a free people to resist foreign invasion and occupation” (Bandow). The core of a nation, its people, must be able to defend their own freedoms to prevent loss of their constitutional rights and independence.

Since childhood, I have enjoyed firearms and have been taught how to be responsible with them. Safe shooting techniques that are an integral part of Cowboy Action Shooting™ have served to reinforce this training. SASS® has given me the opportunity to hone my skills and increase my confidence in shooting sports and life. I’m elated I was fortunate enough to discover an organization such as SASS. ♫



## SASS Scholarship Help Educate Our Youth





# Articles

# SASS SUGGESTED TARGET DISTANCES

By Larsen E. Pettifogger, SASS #32933 Life, Regulator



Larsen E. Pettifogger, SASS Life #32933



One of the frequent topics of discussion on the SASS® wire and around the campfire at a match is target distances. In particular handgun target distances. The SASS *Shooter's Handbook* (February 1, 2016, edition, Version 21.8) provides—

*There are no absolute rules, but we suggest the following distances, by firearm, if using a target approximately 16" x 16":*

*Revolver – 7 to 10 yards.*


The precise wording of the distance guideline has varied over the years but the revolver distance has always been the same—7 to 10 yards. The trend for the past several years has been for revolver targets to be placed closer and closer and the question is frequently raised that these closer distances seem to violate the SASS target distance guidelines. Typically, after a lengthy discussion that the “guidelines” are in-fact guidelines and not mandates and “suggest” or “recommend” do not

mean “must” or “shall,” the question invariably becomes, “well if a lot of match directors are not following the suggested distances why aren’t those ‘suggested’ distances changed in the *Shooter's Handbook*?” Here’s why.

Anyone who has shot at least one match with steel plates and lead bullets knows lead splatter can be an issue. Everyone who participates in Cowboy Action Shooting™ has been hit by splatter and many of us have had blood drawn by splatter. After years of experience it was found that a metal plate set at seven yards was unlikely to cause a serious injury when struck by a lead bullet at Cowboy Action Shooting™ velocities. In other words, a steel plate set at seven yards is essentially a “safe” target at which to shoot. As a target is brought in to six, five, four yards, and in some cases even closer, a number of variables come into play. Our ammunition is highly variable. We shoot sub-80 grain bullets to 250+ grain bullets at velocities from 400 fps to 1000 fps. Bullet material ranges from dead soft pure lead to linotype or other hard alloys. Calibers range from .32 to .45. Then there are the targets themselves. Many of our



## SASS Suggested Target Distances . . .



targets are made from mild steel. Others are made from higher-grade steel such as AR (Abrasion Resistant), and even within AR there are different grades, AR 400/450/500 etc. (the higher the number the tougher the steel). How are the targets placed? What is the angle of the target face? What other measures has the match director (MD) taken to alleviate lead splatter? Let's take a look at some typical targets and consider some of these target variables.

The target in Photo 1 is a typical mild steel target used by many clubs. It is relatively cheap and easy to cut into targets. Photo 2 shows the target face close up. It looks like the surface of the moon. It is deeply cratered and pocked. Many of these mild steel targets are cut from scrap metal with an acetylene torch so the edges are also equally rough. A phenomenon that many new shooters find strange is old targets are not hammered in, in the middle (or concave) they are actually bowed outward, *i.e.*, they are convex. In Photos 3 and 6 the target actually has a fairly uniform and smooth curve and is more than three inches higher in its middle than it is on its edges. The Target shown in Photo 4 is made from AR plate. This target has been shot hundreds of times and in the sunlight there appears to be some minor surface damage. However, a close-up reveals no craters or pock marks. What appears to be damage are merely layers of paint that have been chipped by bullet strikes and repainted. After hundreds of rounds, the AR target also remains perfectly flat (Photo 5). In addition to the plate material and condition of the plate surface another major factor affecting splatter is the angle of the plate face. Photo 6 shows our con-

*(Continued on page 58)*






## SASS Suggested Target Distances . . .

(Continued from page 57)

vex, cratered, pocked plate sitting about belly button high with virtually no angle on the plate face. Photo 7 shows our AR plate sitting about the same height but with the plate face set at a steeper angle. Now, if the target were set at four yards which one would you rather be shooting at? (If either.)

Aside from the targets themselves, as the targets are placed closer the MD may have put some passive splatter control measures in place. Strategically placed hay bales, small earth berms or swales in front of or on the sides of targets, railroad ties or landscaping timbers, etc. Bullet spatter is not just a concern for the shooter and the TO, it is often more of a concern for those at the loading or unloading tables or even those on adjoining posses if there is a common firing line. A target like that shown in Photo 1, curved and heavily cratered, will be very hard to predict where the splatter will travel. At a recent match I was at the loading table when the stage began. The shooter and TO were fine, however, the people at the loading table were getting hammered with splatter and it hurt your hands to even try to load. After the first three



### CLASSIFIED ADS

## In THE **Cowboy** CHRONICLE

As a new service to our readers and advertisers, *The Cowboy Chronicle* is now accepting classified advertising for inclusion in digital and printed editions. The cost per insertion is \$20 per typeset line. Advertisers will be billed for their ads after typesetting, but approximate costs can be calculated by allowing for about 45 characters, including spaces for each typeset line. No photos or graphics.

Deadlines for submission of classifieds are one month prior to publication for digital issues and two months prior for printed issues. Items offered for sale must conform to all applicable federal, state, and local laws.

For further information contact Square Deal Jim at 410-531-5456 or email [chronicleads@sassnet.com](mailto:chronicleads@sassnet.com).

CALL SQUARE DEAL JIM  
TO RESERVE YOUR SPACE TODAY  
**(410) 531-5456**


shooters had shot, and a little blood was drawn at the loading table, the MD was advised the stage was not safe and shooting was stopped until some targets were moved.

Thus, we have calibers varying from .32 to .45, bullet weights varying from less than 80 grains to more than 250 grains, unknown bullet alloys, and unknown bullet velocities. We have targets made from varying qualities of steel with unknown surface conditions and unknown surface angles. And, we don't know what, if any, measures a match director is taking to mitigate splatter. So when will the "suggested" minimum distance of seven yards be lowered? Never. *A.*



FLAMES OF VIOLENCE AND HATRED RAGED THROUGH CULVER CITY. ONLY THE FARGO KID WAS LEFT TO COOL THE FURY OF DECENT MEN GONE BESERK. HIS BLAZING COURAGE AND THE COLD STEEL OF HIS SIX-GUNS WERE ALL THAT STOOD IN THE WAY OF...

# WESTERN INJUSTICE







ALL OF YOU ARE MY FRIENDS. **DON'T FORCE ME TO USE THIS!** I'LL SHOOT THE FIRST ONE WHO MOVES TOWARD HIS GUN!




I'LL DELIVER WILSON TO THE CIRCUIT JUDGE IN FORT DODGE FOR TRIAL.



**RIDE**, WILSON. BY THE TIME THEY ROUND UP THEIR HORSES WE'LL BE SAFE ON A NEW TRAIL I FOUND LAST WEEK.

THANKS FOR SAVING MY LIFE, KID. BUT HOW DID YOU HAPPEN ALONG **JUST IN TIME?**



I WAS SCOUTING CANYON PASS FOR WELLS FARGO WHEN THE STAGE ROLLED THROUGH. SCOUT LANCE TOLD ME WHAT WAS HAPPENING HERE. NOW WHAT ABOUT YOU AND LARAMIE?

I HATED HIM FOR NOT LETTING ME USE HIS WATER WHEN MINE WENT BAD, BUT I **DIDN'T GUN** HIM!



MY CATTLE WERE DYING. I TRIED TO BUY WATER RIGHTS FROM LARAMIE BUT HE SAID DAWSON WOULDN'T ALLOW MY HERD ON HIS SPREAD.

THAT'S ODD. DAWSON'S ALWAYS BEEN A FAIR GENT AND THE FIRST TO TRY TO **HELP A NEIGHBOR** SOMETHING'S WRONG...



**FARGO... LOOK OUT!**



I'LL GET **ONLY ONE SHOT!** IT BETTER BE GOOD!





IT'S ALL RIGHT, FARGO. I GOT THE CRITTER.



THE KID'S JUST STUNNED. HE'LL SNAP OUT OF IT SOON... BUT NOT BEFORE I TAKE OFF TO DAWSON'S AND DIG UP THE EVIDENCE I NEED TO CLEAR MYSELF.




HE SAVES MY LIFE AND THEN GOES HIGH-TAILING IT OUT OF HERE. I'LL GIVE HIM A START AND FIND OUT WHAT HE'S UP TO.

**T**HE FARGO KID RODE HARD, PUSHING HIS HORSE TO THE LIMIT OF ITS ENDURANCE. HE SOON FOUND HIMSELF CUTTING ACROSS WILSON'S LAND.



YOU'VE EARNED THIS DRINK, BOY. GO TO IT.

WHOA, BOY! EASY, I'LL CHECK THE WATER AND SEE WHAT'S WRONG WITH IT.



THIS WATER IS FULL OF OIL! THAT'S WHY WILSON'S HERD WAS DYING OFF.



DAWSON DOESN'T WANT FOLKS AROUND HERE. HE PUT US HERE TO GET RID OF ALL SNOOPERS.

WATCH OUT! OUCH! HOLD HIM, PETE!











# General Store

**ON target with CHEY-CAST BULLETS**  
 HARD-CAST LEAD BULLETS Made from Foundry Lead only

**NEW HI-TEK SUPERCOAT BULLETS**

**NO BS GUARANTEE**  
 Our **GUARANTEE** is absolutely **NO BS**. If for any reason you are not satisfied with our bullets you may return them for a 100% refund or exchange within 30 days.

**FREE** USPS PRIORITY SHIPPING On all orders over \$100.00

**5%** Enter **SASS5** for your promo code off your order! expires December 31, 2016

**BEST BULLETS BEST PRICES 96 BULLETS TO CHOOSE FROM**

**MADE IN CHEYENNE, WYOMING, USA**

[WWW.CHEYCASTBULLETS.COM](http://WWW.CHEYCASTBULLETS.COM)

**COOLER COWBOY SOCK**


- Copper Infused Foot
- Inhibits Odor
- Wicking
- Sizes for both Men & Women

**J. Hornaday DRY GOODS**

Order Factory Direct [www.buyrevi.com](http://www.buyrevi.com) 1-877-289-7384

**Hamilton Dry Goods**

Period clothing and merchandise for the Cowboy Action Shooter



[www.hamiltondrygoods.com](http://www.hamiltondrygoods.com)  
 931-739-6061

The Misadventures of Double Dog Darringer & Gappy Jack Daniels



Volume One  
 JR & Madeleyn Questman

**Questman Tales Publishing**

A collection of fun and irreverent tales chronicling the misadventures of everybody's favorite cowboy shooters

**Questman Tales Publishing**  
[www.questman-publishing.com](http://www.questman-publishing.com)


**Company Quartermaster**

Masonic Cowboy lapel pin 1-inch \$7 shipped. You can use Paypal at [t.schultz5@roadrunner.com](mailto:t.schultz5@roadrunner.com)

Or email me. Nickel City Dude  
 Phone: 716-693-3237



**1 on 1 Holster & Carving Classes!**  
 Have a group? I'll come to you!



**Slickbald.com**  
 All Content Copyright Hedonistic Developments LLC 2015

**Chris Andre Slickbald Customs Maker**

**Classic Old West Arms**

Specializing in Original Winchester and IAC 1897's. The new IAC COWBOY 975 are in stock and ready for shipment. All have the updates and modifications. Visit us at: [classcoldwestarms.com](http://classcoldwestarms.com)



Outlaw Gambler, Proprietor.

**BUFFALO WESTERN WEAR**

Since 1987 Authentic Old West Clothing  
 Real Cowboy Spurs  
 Custom Hats [www.buffalowswildwest.com](http://www.buffalowswildwest.com)  
 770-788-8922



**TED BLOCKER HOLSTERS**

(800) 650-9742  
 9438 SW Tigard, Tigard, OR 97223  
[WWW.TEDBLOCKERHOLSTERS.COM](http://WWW.TEDBLOCKERHOLSTERS.COM)



**NEW from the SASS Mercantile..**

**The Patriot Badge Holder.**  
 Now Only \$24.95



**Advertise Today!**  
 In **The Cowboy Chronicle**

**SQUARE DEAL JIM**  
 Advertising Manager  
 (703) 764-5949 • Cell: (703) 728-0404  
[chronicleads@sassnet.com](mailto:chronicleads@sassnet.com)



# General Store

**1 on 1 Holster & Carving Classes!**  
 Have a group? I'll come to you!




**Slickbald.com**  
All Content Copyright Hedonistic Developments LLC 2015

Chris Andre  
 Slickbald Customs  
 Maker

## Western Star Leather

The finest quality  
 Cowboy Action  
 rigs and gear  
 available.



**WesternStarLeather.com (702)293-3397**

Cal-Graf Design headed south to  
 the Cowboy State . . . WYOMING!

Same quality products, same service.  
 Introductions will be made next month.  
 New owners will be taking orders from  
 same website, same phone number by  
 end of June.




**www.cal-graf.com • 800-367-5203**

## GRIPMAKER

417-359-8880  
 www.gripmaker.com

Sculpted, simulated ivory and  
 stag design grips



## ENCKS GUN BARN

Bob Enck  
 barnmaster@comcast.net  
 17 East Main Ave  
 Myerstown, PA 17067

Phone: 717-628-5084    **Specializing in Cowboy Action Shooting**  
 Fax: 717-628-5271    Check our website for a complete list of firearms for Cowboy Shooting  
 SASS Dealer #30    **www.encksgunbarn.com**

**FOR THE BEST IN SUPPLIES**



**WWW.REGTQM.COM**

## Indian Creek Leather

Competition Rigs, Shotgun Belts  
 Buscadero Rigs,  
 Cuffs, CCW Holsters & Belts



'Quality that takes your breath away not your wallet.'  
 www.Indiancreekleatherco.com  
 Gene Weishuhn, AKA Leatherman #30776  
 419-680-9069

## BARLEYCORN OUTFITTERS

Buy, Sell & Trade Firearms  
 Specializing in Cowboy Action & Modern Firearms

Export, PA    Matt Mastorovich, Owner, FFL  
 BarleycornOutfitters@gmail.com  
 724-468-6093 (Office) / 724-757-2834 (Cell)

**BarleycornOutfitters.com**

## OLD SLAPOUT HOLSTERS

Gun Belts & Holsters  
 Buttstock cover for rifle/shotgun  
 Shot shell slide & lever cover  
**www.oldslapoutholsters.com**

## ADVERTISERS Index

Howell Munitions & Tech (Freedom) .....	2
Wild West Mercantile .....	3
Arntzen Targets .....	10
Mernickle Holsters .....	11
Evil Roy Shooting School .....	16
Benelli USA - A. Uberti .....	23
F. LLI Pietta .....	25
Nutmeg Sports .....	26
Howell Munitions & Technology (Xtreme) .....	27
Pioneer Gun Works .....	29
UniqueTek, Inc. ....	30
Taylor's & Company .....	31
Pyramid Air Advertising .....	33
American Gunsmithing Institute .....	35
Cowboy Fast Draw .....	37
DbarJ Hat Co. ....	40
DS Welding Targets .....	42
Mustang Woodcrafters .....	43
Buffalo Arms Co. ....	44
Rugged Gear .....	44
Golden Gate Western Wear .....	47
Cowboy Shooting Store .....	48
Columbus Rifle Club .....	50
Tipmann Industrial Products .....	51



# NEW SASS® MEMBERS

## FROM EACH STATE AND COUNTRY

### NOVEMBER 1 - 30, 2016

#### MEMBERS BY STATE

##### SASS # ALIAS

###### AR

104,985.....Daff E. Dill  
104,993.....Firecracker Smith

###### AZ

104,973.....Cottonwood Kid  
104,997.....Irish Vixen  
104,999.....Smoke Wagon Joe  
105,003.....105003

###### CA

104,947.....Taiomah  
104,948.....Baja Bob Banderas  
104,974.....Detroit Dre  
104,977.....104977  
104,981.....Buffet Killer  
104,994.....Bootlegger  
105,004.....Goodnight Robicheaux  
105,015.....Tater Peale  
105,023.....Butter J' Mouse  
105,029.....Sagebrush Bob  
105,036.....Sure-Shot Short

###### CO

105,008.....Kiowa Culpepper  
105,011.....Buck Owen  
105,012.....Ameila Earhart  
105,033.....Pistol Packin' Pete

###### CT

105,009.....Indian Dave

###### DE

105,018.....Undertaker Lawdog

###### FL

104,961.....Moose McSurly  
104,963.....Dangitt Noddighan  
104,980.....Dark Horse Doug  
105,046.....Old Snowy

###### GA

104,951.....Dacula Dave Hitit  
104,952.....Dunn Hitit  
104,956.....104956  
105,020.....Clod Hopper

###### IA

104,989.....Marshall Marion  
105,007.....John Wesley Hardin

###### IL

104,975.....Backwater Gambler  
104,998.....Chicago Dan  
105,034.....Ethan "Wolf" Chandler  
105,042.....Prairie Parson

###### IN

104,990.....J. T. Stadtfeld

###### KY

105,013.....Lightnin' Lyd

###### LA

104,988.....Yankee Tom  
105,024.....Couyon Jack

###### MI

104,959.....Lodge Blackman

###### MN

105,017.....Montana Rush

###### MO

105,027.....Rusty Hammer  
105,030.....Tornado Tom

###### NC

105,035.....Crazy Jack  
105,041.....Pithy Mood

###### NE

104,978.....Chief Plenty Guns

###### NJ

104,949.....Jenny Oakley

###### NM

104,950.....Cimarron Slim  
104,969.....Aramis Koi  
104,983.....Billy Dean  
105,005.....Calico Pete  
105,006.....Buckshot Boo

###### NY

104,979.....Rusty Rick  
105,000.....Wheezy Rider

###### OH

104,960.....Johnny Sixguns

###### OK

105,031.....Loren Sackett



# MEMBERS BY COUNTRY

**OR**

104,971.....Two Gin  
Panderbodice

**PA**

105,028.....Dead Eye Doc

**SC**

104,953.....Deep Sea  
105,045.....Rawhide Riggins

**SD**

104,966.....Foothill Bill  
104,967.....Calico Cookie

**TN**

104,957.....104957  
104,972.....Pine Ridge Kid  
105,032.....Tennessee Sodbuster

**TX**

104,954.....Grumpy Bear  
104,955.....Elwetritsche  
104,962.....Kopperl Kid 'The'  
104,968.....Nine & A Half  
Finger Clay  
104,992.....Geronimo  
105,022.....Uinta Bob  
105,038.....Texas Cowboy  
105,043.....Tombstone Travis

**UT**

104,984.....Wooden Nichols  
104,991.....Buckshot Mason

**VA**

104,958.....Musketball Mike  
104,964.....A. C. Winchester  
105,021.....James Butler Hickok

**VT**

104,987.....Ellie Phant

**WI**

105,026.....Outlaw Man

**NSW**

105,039.....DeForest Kelly  
105,040.....Tumbleweed Kate

**QLD**

105,014.....Peyote Pacifier

**VIC**

105,037.....Card Sharp

**SASS # ALIAS**

**AB**

105,044.....Whiskey Mike

**BC**

104,986.....Sunset Clarity Jane

**NRW**

104,946.....Cheyenne Wolf

**ADVERTISE**  
In  
**THE Cowboy CHRONICLE**

Each issue of *The Cowboy Chronicle* has a readership of more than 75,000 and contains articles on Cowboy Action Shooting™ and the laws that affect it, as well as information on SASS® monthly and annual events.

Of immediate interest are our upcoming February and March (digital) and April (printed and digital) issues. The advertising deadline for February is January 13, 2017; the advertising deadline for March and April is February 10, 2017. Visit [www.sassnet.com/chronicle](http://www.sassnet.com/chronicle) for more information.

If you need assistance producing or laying out your ad we can help. Contact Square Deal Jim today to reserve your space: [chronicleads@sassnet.com](mailto:chronicleads@sassnet.com) or 410-531-5456.

**CALL SQUARE DEAL JIM  
TO RESERVE YOUR SPACE TODAY  
(410) 531-5456**



# CAN'T GET ENOUGH SHOOTIN'?

## FIND A MONTHLY OR ANNUAL MATCH NEAR YOU!

CLICK ON ONE OF THE LINKS BELOW  
TO BE REDIRECTED TO THE  
APPROPRIATE PAGE ON THE SASS WEBSITE



**USA and International  
Annual Matches**



**USA and International  
Monthly Matches**



**Monthly Wild Bunch™ Matches**



**Monthly Mounted Matches**