

TIME

OCTOBER | 2020



Cowboy CHRONICLE

Inside
**An Important Message
From Misty Moonshine**

**You've seen Cowboys
versus Aliens, Cowboys
versus Dinosaurs,
and even Cowboys versus
Vampires. Now thrill to
the excitement of
COWBOYS VERSUS
COVID**

**Miss Mary Spencer (SASS
#55147) at Canada's
Edwardian Trap Shoot,
July 5, 2020**



Wild West Mercantile

7302 E. Main Street Suite #7 Mesa, AZ 85207

www.wildwestmercantile.com 800-596-0444

The Official Clothier Of SASS



BOULET



abilene boots

Cowboy Chronicle Savings

10% OFF

Use coupon code **COWBOY10** at check out and get 10% off your merchandise subtotal.

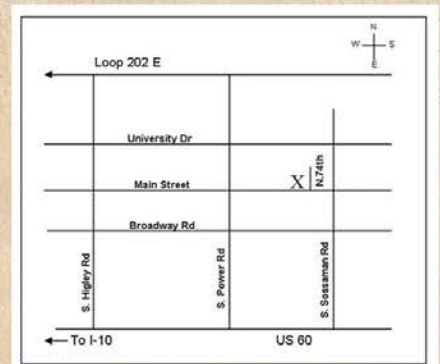
Code good October 01, 2020 through December 31, 2020

Discount can not be combined with other discount codes or prize certificates
Discount not applicable on prior purchase. Ladies Millinery & Gift Certificates Excluded.
Some in store restrictions apply.

**Visit Our Store Location
in Mesa Arizona**

We are located in East Mesa

Main Street between Power Rd & Sossamon Rd
on the north side of the street in the
Sun Valley Plaza



www.wildwestmercantile.com

Toll Free: 1-800-596-0444

info@wwmerc.com



**MERCANTILE
Store Hours**

Monday-Saturday 10am-5pm

Closed Sunday

Need A Gift Idea?

Give Them A Buckaroo Buck Gift Certificate!





PUBLISHED BY THE WILD BUNCH

THE COWBOY CHRONICLE, OCTOBER 2020
VOL. 2 #20

SINGLE ACTION SHOOTING SOCIETY®
215 COWBOY WAY,
EDGEWOOD, NM 87015
505-843-1320 • FAX 877-770-8687
© 2020

ALL RIGHTS RESERVED
THE COWBOY CHRONICLE MAGAZINE IS
DESIGNED AND PRINTED BY
THE SINGLE ACTION SHOOTING SOCIETY®
VISIT THE SASS WEB SITE AT:
WWW.SASSNET.COM

EDITORIAL STAFF

EDITOR-IN-CHIEF

Skinny

MANAGING EDITOR

Misty Moonshine

EDITORS EMERITUS

Tex & Cat Ballou

ADVERTISING MANAGER

Square Deal Jim

410-531-5456 | chronicleads@sassnet.com

GRAPHIC DESIGN

Mac Daddy

STAFF WRITERS

*Big Dave, Bronc, The Capgun Kid, Capt.
George Baylor, Col. Richard Dodge, Joe
Fasthorse, Justice Lily Kate, Larsen E.
Pettifogger, Tennessee Tall & Rio Drifter,
Texas Flower, Tuolumne Lawman, Yuma Jack*

The Cowboy Chronicle (ISSN 15399877)
is published quarterly by the Single Action
Shooting Society®, 215 Cowboy Way, Edge-
wood NM 87015 for the benefit of its mem-
bers. Periodicals Postage paid at Plattsburgh,
NY and additional mailing offices (USPS
#032 Permit #20591).

POSTMASTER: Send address changes to
The Cowboy Chronicle, 215 Cowboy Way,
Edgewood, NM 87015.

DISCLAIMER: The Single Action Shooting
Society does not guarantee, warranty, or en-
dorse any product or service advertised in this
publication. The publisher also does not guar-
antee the safety or effectiveness of any prod-
uct or service illustrated. The distribution of
some products/services may be illegal in some
areas, and we do not assume responsibility
thereof. State and local laws must be inves-
tigated by the purchaser prior to purchase or
use of products/services.

WARNING: Neither the author nor The
Cowboy Chronicle can accept any responsi-
bility for accidents or differing results
obtained using reloading data. Variations
in handloading techniques, components,
and firearms will make results vary. Have a
component gunsmith check your firearms
before firing.

CONTENTS

2-3

COVER FEATURE

Cowboys Fight COVID

4-5

SASS MEMBER BULLETIN

Misty Moonshine on Big Changes in SASS

6

EDITORIALS

Skinny's Soapbox

7-9

NEWS

Gunsmith Tools, Cutters, and Gauges — A Primer
Cimarron Announces Young Guns 2020 Winners

10

LETTERS

New Category Suggestions

11-14

COSTUMING CORNER

Experiencing A Different Fashion Era

15-19

ANNUAL MATCHES

Battle at Black Horse 2020 — Montana State Championship
Black Gold 2020

20-35

GUNS & GEAR

Dispatches From Camp Baylor — Shooters World Clean Shot and Bullets by Scarlett
Dispatches From Camp Baylor, Extra — Mernickle Official SASS Starter Kit
Ran Can Corporation Cylinders for Ruger Old Army
Cap and Ball Revolvers — Fun But...
Powered by Boogie
The .38 Colt — The Most Underrated Cartridge of the Old West

36-39

HISTORY

Carrie Nation, the Tigress of Temperance
Texas Rangers and Shotgun

40

POEMS

Blackjack
Tough Hombre

41

PROFILES

Cowboys — So Much More Than Just Friends

43-45

TRAILMARKERS

Doc Bones
Stretch Magoon
Matt Dillon

46-51

WILD BUNCH

History of the 1911
Argentine Mausers Make Great Bamm Rifles

52-64

COMIC BOOK CORNER

Billy West #3

68-78

SASS AFFILIATED CLUB LISTINGS

2020 Monthly and Annual Shooting Schedules

**MONTANA IS BIG-
SKY COUNTRY. THE
GREAT FALLS SPORT
SHOOTING COMPLEX,
JUST NORTH OF GREAT
FALLS, MT, IS HOME
TO THE BLACK HORSE
SHOOTISTS' AND
HOSTED THE MONTANA
STATE COWBOY
ACTION SHOOTING™
CHAMPIONSHIP JULY
OF 2020.**

SASS® Trademarks

SASS®, Single Action Shooting Society®, The Cowboy Chronicle®, Cowboy Action Shooting™, END OF TRAIL™, The World Championship of Cowboy Action Shooting®, Founders Ranch®, SASS Western Heritage Museum & Cowboy Action Shooting Hall Of Fame®, SASS Scholarship Foundation®, Wild Bunch®, Wild Bunch Action Shooting® — are all trademarks of The Single Action Shooting Society. Any use or reproduction of these marks without the express written permission of SASS® is strictly prohibited.



GENERAL SPENCER CHECKING THE TROOPS.

COWBOYS FIGHT COVID

BY GREY FOX, SASS #223 AND MISS MARY SPENCER, SASS #55147

PHOTOS BY KAREN THORBURN

With the advent of COVID-19, shooting ranges in British Columbia closed voluntarily. The Victoria Fish & Game Protective Association followed suit by cancelling all future events for 2020. This has created trying times, so we became creative. The Grey Fox and Miss Mary Spencer created a protocol for the Victoria Frontier Shootists of the Victoria Fish & Game Protective Association. We forwarded the protocol to Montana May (SASS #95820) and Black Ashley (SASS #89886), and they reviewed it and added some refinements. The final draft was submitted by Grey Fox to the Directors of the Victoria Fish & Game Protective Association and was adopted in June. The protocol for Cowboy Action Shooting™ calls for only six in a bay at one time, social distanced. For all in the bay there would be multiple duties — the RO would reset shotgun knock downs, spotters would pick up brass, and a spotter would check firearms at the unloading table. For all other events social distanc-



RENEGADE RON WITH SURE SHOOTING SPRINGFIELD.

ing to be implemented.

Since the acceptance of the protocol, the Cowboys have had an Edwardian Trap Shoot, two Wild Bunch Matches, a BAMM event, and two Cowboy Matches June 13-14 and July 11-12. Also the 29th Annual Headquarters Cowboy Action Shooting™ Match with social distancing being the order of the day for all events.

Out of the 16 competitors at the Edwardian shotgun event July 5, 2020, the Cowboys fared very well. The following Cowboys placed first in their category — Sgt. Blaney (SASS #97508), Dead-eye Dawson (SASS #96256), Buffalo Creek Roby (SASS #40165), Grey Fox, and Miss Mary Spencer. The BAMM match July 18, 2020 was a very fun event. Twelve period-dressed riflemen with their bolt action rifles enhanced by a support team of four period-dressed participants. Top Gun was Renegade Ron (SASS #103541) with his trusty Springfield .30-06. Ron dressed in his 1915 U.S. Cavalry best. Chief Range



RENEGADE RON ON TARGET.



THE "SIDEKICK" BEING SIDEKICKED.

Officer was General Miss Mary Spencer, overseeing the entire match channelling General George Patton! Then the shooters competed in a down-scaled version of Headquarters the 29th Edition. The oldest SASS affiliated match in Canada was held August 7-9, 2020. Montana May and her second-in-command, Black Ashley (the sidekick) ably managed the event, which went as smooth as silk. The stages were written by Wild Horse Jack (SASS #64334). The team assembled a polished example of Cowboy Action Shooting™. The protocol of six individuals in the bay worked excellently. The stages flowed smoothly, no procedural traps, although there were some P's generated by shooters losing their place. A special note of appreciation to Karen Thorburn for taking the time — two days — to photograph and video the entire event, plus the Bamm event in July.

The competition was a runaway for International Champion Whistlin Will (SASS #88382), besting the runner up by 78.15 seconds. The next nine top SASS competitors were Preacher Man John (SASS #87098), Smiley Joe (SASS #109737), Black Ashley, Little Edgy (SASS #64336), Neut Reno (SASS #51654), Saucy Sadie (SASS #89135), General Sterling Price (SASS# 108751), Montana May, and Lone Scout Josh (SASS #15007). Lone Scout Josh also shot the match clean.

The entire event was conducted outdoors with social distancing, no costume contest or dining. Everyone supplied their own provisions, the group photo was well-planned by Montana May and minions. The photo is front rank six feet apart, rear rank six feet behind and sepa-



WHISTLIN WILL



WHISTLIN WILL AND HIS WINNING STYLE.



MONTANA MAY — TOP LADY GUNFIGHTER.

rated by six feet.

We have a Cowboy Match scheduled for October plus a Bamm match for October 31st. With thoughtful planning we can overcome and function even in the face of the pandemic. Wash your hands, keep safe and keep on shooting.



HEADQUARTERS 2020 GROUP.

SASS MEMBER BULLETIN

SASS MEMBER BULLETIN

BY MISTY MOONSHINE, SASS
#83232. CHIEF EXECUTIVE OFFICER

"Change is the heartbeat of growth." — Scottie Somers

The July 2020 Issue of *The Cowboy Chronicle* included an important announcement regarding the retirement of the Wild Bunch Board of Directors and the future of SASS®. As previously mentioned, exciting things are in the works! For the past several months, fundamental shifts in operations have been set in motion and are now coming to fruition — each one vital to the continued success and vitality of our organization for generations to come.

SASS HEADQUARTERS OFFICE IS MOVING!

October 1, 2020 is moving day for SASS HQ! The office will be closed on Thursday and Friday, Oct 1-2 while we move and get set up in our new location. We have secured new office space in Moriarty, NM — just seven miles east of our current offices in Edgewood. SASS' new physical address is 1401 Abrahames Road, Suites A-C. Mailing address is PO Box 2340, Moriarty, NM 87035.

MEET YOUR NEW SASS BOARD!

After months of consideration and conversation, the members of the SASS Advisory Board assume their roles on October 1, 2020 and are assembled with the mission to provide strategic guidance and support to the executive management team of the Single Action Shooting Society to assist in the success, promotion and preservation of the sport of Cowboy Action Shooting™, Wild Bunch Action Shooting™ and the development and success of the organization as a whole.

SASS CHAMPIONSHIP STRUCTURE — BIG CHANGES COMING IN 2022!

END of TRAIL, The World Championships, Cowboy Action Shooting™, and what would eventually grow into the development of the SASS organization itself, all started with an event called END of TRAIL 39 years ago. For four decades, the execution and presentation of the World Championship of Cowboy Action

Shooting™ — END of TRAIL — has been a labor of love carried out by SASS and the founders of the game.

Some of the toughest decisions to make in business are the ones that involve a significant change in areas where our emotional ties are the strongest. But, as Warren G. Bennis said, "In life change is inevitable. In business, change is vital." It is in the spirit of positive change to attain lasting success for



BLACKJACK ZAK, SASS #26828 — ARIZONA



CC TOP, SASS #62639 — INDIANA



COFFEE, SASS #7008 — TEXAS



FLAT TOP OKIE, SASS #808278 — OKLAHOMA



RAZORBACK RED, SASS #100816 — CALIFORNIA

the organization that SASS HQ will no longer be the host of the World Championships — END of TRAIL — after 2021. Upon the conclusion of hosting the 40th Anniversary of END of TRAIL at Founders Ranch in Edgewood, NM — scheduled for June 17-27, 2021 — a significant shift in the sanctioning structure will take place.

In 2022, the 41st Annual END of TRAIL, the World Championship of Cowboy Action Shooting™ and Wild Bunch Action Shooting™ will be hosted by the Arizona Territorial Rough Riders at Ben Avery Shooting Facility in Phoenix, Arizona. This amazing team of dedicated SASS members has proven through their presentation of Winter Range — The National Championship — for 30 years that they have the spirit to continue the tradition and fanfare of END of TRAIL. After their presentation of the 30th Anniversary of Winter Range — the National Championship — scheduled for February 22-28, 2021, the “Winter Range” brand will be retired, and they will assume responsibility for the presentation of END of TRAIL — The World Championship.

THE NATIONAL CHAMPIONSHIPS

With the Arizona Territorial Rough Riders taking over the presentation of the World Championships, what then, happens to the National Championships? An undeniable jewel in the crown of the SASS Regional Sanctioning Structure has been selected to host the National Championships beginning in 2022. The Oklahoma Territorial Marshals, under the guiding force of Flat Top Okie and Missouri Mae (SASS #80828), along with an unrivaled team of dedicated volunteers, have successfully presented Land Run — the SASS Southwest Regional Championships — and numerous other world-class events for many years. Centrally located in Oklahoma City, Oklahoma, the host range and grounds are spectacular and offers only the finest in props, targets, layout, and facilities. This phenomenal event is bookmarked by an awards banquet held in the prestigious National Cowboy Hall of Fame. Land Run will be the SASS Southwest Regional Championship in 2021, but will become the SASS National Championship beginning in 2022.

The Single Action Shooting Society®

SINGLE ACTION SHOOTING SOCIETY
SASS

**PRESENTS
THE 40TH
ANNUAL**

WAR
MAKER
OLD WEST CLOTHING
OFFICIAL CLOTHIER OF SASS

END of TRAIL

20 21

**WORLD CHAMPIONSHIP of
COWBOY ACTION SHOOTING™**

**DEDICATED TO THE MOVIE
RIO BRAVO**

June 17-27, 2021

FOUNDERS RANCH | EDGEWOOD, NM

**Join us next year for the best rootin' tootin'
match you've ever seen
— four decades in the making!**

**REGISTER ONLINE
OR BY PHONE: (505) 843-1320**

**ENTRY FORM AVAILABLE
FOR PRINT/DOWNLOAD AT:
SASSNET.COM**

REGISTER BY APRIL 1ST 2021 & SAVE \$25

THE SOUTHWEST REGIONAL CHAMPIONSHIP

With the Oklahoma Territorial Marshals' Land Run taking over the presentation of the National Championships in 2022, the Southwest

Regional will need a new home as well. SASS is actively engaging in conversation and will accept proposals from SASS Affiliated Clubs to be the new host through January 2021. Stay tuned for information on the new location of the SASS Southwest Regional!

EDITORIALS

SKINNY'S SOAPBOX

CORRECTION

First things first — The Winter Range 2020 National Championships of Wild Bunch Action Shooting are **John Kowalski (SASS #93746)** and **Holy Terror (SASS #15362)**. The print version of the July *Cowboy Chronicle* incorrectly identified J. T. Wild (SASS #20399) and Lady Jane (SASS #72857) as the champions. They are actually the winners of the Sunday Wild Bunch Shoot-Off. Our apologies to everyone for this error and any trouble it may have caused.

COMIC BOOK CORNER

The story reprinted in this issue is from Billy West #3, originally released by Nedor Publications in September 1949, with art by John Celardo. This will mark the third Billy West story we've run, so we'll give another western hero a try next time. As always, this story is courtesy of comicbookplus.com and you can look up other comic books for yourself — both western and non-western — at their website.

AND FINALLY — GET OUT TO VOTE

Saving the most important for last — by the time you read this, Election Day will be right around the corner. While it's important to exercise this privilege at every election, it is of utmost importance during a Presidential election, and if your favored candidate doesn't win, remember you have only yourself to blame if you didn't vote.



HOLY TERROR — WINTER RANGE 2020 WILD BUNCH CHAMPION.
—PHOTO BY EL DEDO, SASS #10181



JOHN KOWALSKI — WINTER RANGE 2020 WILD BUNCH CHAMPION.
—PHOTO BY J. T. WILD, SASS #20399

Once again, the Presidential race offers a challenging decision. Many of you dislike Donald Trump, but the Joe Biden Kamala Harris ticket is likewise problematic and promises to usher us

into an era of unprecedented Socialism. I know for whom I will vote and — no matter what decision you make — I urge you to vote as well.

—Skinny, SASS #7361



After 30 years, Robert Arntzen is retiring from the target business. MADE, LLC will carry on the mission, delivering the same high quality AR500 steel targets you've come to expect from the best!

MADE TARGETS

AR500 STEEL TARGETS
HIGH QUALITY - PRICED RIGHT

Call: **833-GET-MADE**

Website: MADETargets.com

Email: sales@madetargets.com

NEWS

GUNSMITH TOOLS, CUTTERS & GAUGES – A PRIMER” NOW AVAILABLE

The fourth book in the Gunsmithing Student Handbook series, containing more than 100 years of knowledge, is now available in paperback or eBook for all students of gunsmithing. Fred Zeglin, gunsmith, teacher, and writer, worked with the makers of gunsmithing tools, reamers, headspace gauges, and much more to create *Gunsmith Tools, Cutters & Gauges – A Primer*. It contains a wealth of knowledge about how and why gunsmithing tools are designed and manufactured as they are. Many folks getting into gunsmithing, either professionally or as a hobby, need this jumpstart about the available tooling and the basics of its use. The book is out now and available on Amazon or from www.4drentals.com.

Consider that the information in this primer is assembled from the writings of people who best know these tools, including the manufacturers who make them. The school of hard knocks takes a long time to teach valuable lessons and this book can save you years and introduce you to some tools and concepts of which you were unaware. Even old timers will pick up some valuable information; don't continue through life believing wives' tales when you can have facts.


Each book in the series provides a highly detailed and technical explanation of the subject at hand in a way that any gun lover will be able to under-

stand. Other titles in the series include *Chambering Rifles for Accuracy*, *Chambering for Ackley Cartridges*, and *Understanding Headspace for Firearms*. These titles dovetail nicely with the new book as the subjects are all connected.

This is an old-fashioned primer filled with modern information about gunsmithing tools. Merriam-Webster defines a primer as “a small introductory book or a short informative piece of writing.” Teaching you how these tools are designed and made will make you more efficient and profitable as a gunsmith.

Zeglin commented, “People who have decades of experience with a job and it's tools have a ‘curse of knowledge.’ In short, they have no idea how much of what they know needs to be explained to people with less experience. Even the terminology that we use requires defining. I think this book is a huge step toward breaking that curse.”

Gunsmith Tools, Cutters & Gauges – A Primer is ISBN-13: 978-0-9831598-6-5. The price of the book is \$12.95 for paperback. The softcover measure 5.50” x 8.5” and contains 75 Pages. The eBook version is available on Amazon. eBook Version is ISBN-13: 978-0-9831598-7-2.





TAYLOR'S & COMPANY
Keeping the Legend Alive

THE NEW WEST.

LEGENDARY FIREARMS.



THE
COMANCHERO®



THE
SMOKE WAGON™

TAYLORSFIREARMS.COM | 540.722.2017
304 LENOIR DRIVE | WINCHESTER, VA 22603

CIMARRON F.A. CO

2020 YOUNG GUNS

STARRING:

**BONE T.
HUNTER**

**COYOTE
CATCHER**

**HEARTBREAKER
HALEY**

WILD I



FIREARMS GENEROUSLY
PROVIDED BY



F.L.I. PIETTA

www.cimarron-firearms.com

CIMARRON ANNOUNCES YOUNG GUNS 2020 WINNERS

Fredericksburg, Texas, July 2020 — [Cimarron Firearms](http://CimarronFirearms.com), a leader in authentic replicas from America's Old West, is proud to announce the 2020 "Young Guns." This year's winners include Bone T. Hunter (SASS #108931), Coyote Catcher (SASS #105326), Heartbreaker Haley (SASS #109332), and Wild I (SASS #109468). The age of the young Cowboy Action Shooters™ ranges from 13 to 17 years and all of them share a passion for all things Old West, including shooting Cowboy Action style guns. Each Young Gun will receive two Cimarron Frontier 4¾-inch barreled revolvers in .357/.38 special, manufactured and provided by Pietta Firearms.

Wild I, an eighth-grader new to the

shooting sports and passionate about music and the natural world, exclaimed upon learning he was awarded a 2020 spot, "Thanks so much for the opportunity to be a Cimarron Young Gun. I am so thrilled and excited to see what this year and the future holds for me in Cowboy Action Shooting™! I am looking forward to doing my best in representing Cimarron and the Young Guns Program!"

Heartbreaker Haley is another new shooter, but has already taken Top Gun for Ladies in one match and has experienced a clean match as well. Might be more than hearts this passionate contender will be breaking in CAS matches.

Coyote Catcher, a Texas shooter with SASS in his bloodline, said, "Being a part of the 2020 Cimarron Young Guns Program has taught me many things. It has shown me not only that I should get more youth involved in SASS, but to show them how

to be involved in keeping the American traditions alive, to show them how to responsibly handle and shoot firearms. Cimarron Firearms cares so much about the youth of this amazing sport, and through this program, they have involved many more young people. They help kids learn about having goals, and achieve those goals, through hard work and effort. Working with Cimarron Firearms has been an amazing experience, and has given me a better opportunity to spread the news about this sport and involve more people. I am honored to have been chosen to represent Cimarron Firearms, and am so thankful for this opportunity."

Cimarron's oldest Young Gun is Bone T. Hunter, an eleventh-grader who started shooting in 2011 and joined SASS in 2019. Bone T. Hunter loves to get his hands on things and is an accomplished art student, photographer, and woodworker. And when he gets

his hands on a pair of six-shooters, this active Boy Scout has been Top Shooter in the Young Guns category for four months running.

The Young Guns Program, in partnership with Pietta Firearms, mentors young shooters in the sport of Cowboy Action Shooting™. Pietta provides each Young Gunner with a pair of Cimarron Frontier revolvers ready for competitive action.

As part of the application process, the teenagers must be between the ages of 13 and 18 and members of the Single Action Shooting Society (SASS). This past year, Cimarron Firearms and Pietta also included members of the 4H Club. The applicants created a video about themselves outlining why they wanted to become a Cimarron Young Gun and why they love Cowboy Action Shooting™. Besides a video, each applicant was also interviewed by phone. All the winners were introduced early to the shooting sports or Cowboy Action Shooting™ and are members of their local SASS clubs, participating in multiple competitions.

"The Young Guns Program, sponsored by Pietta, was eagerly received by kids from all over the United States," Bryce Wayt, Cimarron VP of Retail Operations, said. "It is very encouraging to see youngsters get bitten by the Cowboy Action Shooting™ bug and the level at which they are competing in just a few years. Our thanks to Pietta for the beautiful Cimarron Frontier revolver sets for the winners. Pietta is as dedicated as we at Cimarron Firearms to continuing the legacy of Old West firearms and the great shooting sport of Cowboy Action."

For more information on Cimarron Firearms and accessories, visit www.cimarron-firearms.com.

Great Projects Start Here!

Over 20,000 hides in stock and ready to ship within 24 - 48 hours



Leather • Webbing • Rope • Buckles • Snaps • Rivets • Caps • Conchos • Slides
• Bells • Lace • Zippers and Pulls • Belts • Punches • Cutters • Knives • Gauges
• Edgers • Slickers • Mallets • Crystals • Stamps • Beaders • Hammers • Trimmers
• Anvils • Pliers • Nippers • Scissors • Books and DVDs • Leather Splitter
• Little Wonder® • Self-Centering Punch • Rotary Punch • Leather Creasers
• Clickers • Power Slicker • Edge Finisher • Dies • Skivers • Embosser
• Foot Press • Riveter • Sewing Machines • Thread • Needles

For the finest leather and best machines and tools, make Weaver Leather your one stop shop for all your project making needs!

Call for your FREE Wholesale Supply Catalog!
800-932-8371 • shop.weaverleather.com

CIMARRON F.A. CO.

Est. 1984

The Highest Standards

Made along the lines of the classic peacemaker-style revolver, like those used by the professional shootists of the Old West, Cimarron's Evil Roy Competition SA has features favored by renown SASS World Champion and SASS National Champion shooter Gene "Evil Roy" Pearcey. What sets this sixgun apart from other single actions are the wide square-notch rear sight and wide constant width front sight, along with slim checkered grips for a better and firmer hand fit, and an action tuned in the U.S. by Cimarron's skilled gunsmiths. This fine tuning incorporates Cimarron's made in USA competition hammer and trigger/bolt springs that are lighter, smoother and permit a crisp, no-creep trigger pull, and improved internal parts to enhance reliability. Each Evil Roy six-shooter wears his SASS signature, roll engraved on the barrel.



Evil Roy Competition SA
Calibers: .45 Colt, .44 WCF, .357/.38 Spl.
Barrels: 4 3/4", 5 1/2"



Evil Roy Stainless Steel
Calibers: .45 Colt, .357/.38 Spl.
Barrels: 4 3/4", 5 1/2"

**"I would shoot any
Cimarron Firearm
Evil Roy revolver
out of the box at
any match."
- Evil Roy**



Available at
www.texasjacks.com

www.cimarron-firearms.com

Fredericksburg, TX.

1877 SIXGUN1

LETTERS

Hi Skinny,

How about a whole new shooting game using turn of the century double action revolvers? Maybe even early semi-auto rifles like the Winchester .351 SLR? I am trying it with a pair of Webleys in .455, a semi-auto rifle (carbine) in .45 ACP, and my 1897 shotgun.

I never thought the '97 should have been legal for CAS as they were unlikely to have made it out west much before 1900.

—Richmond P. Hobson, SASS #32728

Years ago, I dreamed up a similar shooting sport I nicknamed "Gangster Action Shooting," in which the competitor would use a Roaring Twenties era revolver or semi-auto (like a S&W Model 10 or a Colt 1911), a semi-auto rifle (like a Winchester .351 or a Thompson), and a Model 12 or '97 shotgun. I never took the idea anywhere, but it seemed it would be fun, just as your suggestion sounds like fun. I'm afraid I don't think there's a place for it in Cowboy Action Shooting™, but perhaps someone younger and more ambitious than I will one day consider instituting a new shooting sport.

—Skinny, SASS #7361

Skinny,

I would like to see a new SASS approved category — **Non-Compete**. Let me explain.

I'm 73 years old and shooting CAS for 32 years. Over those years, I competed as Gunfighter, Duelist, double-Duelist, Frontier Cartridge, Classic Cowboy, and in age groups. As I've gotten older, I no longer "compete." I attend matches to have fun. In fact, I usually tell the folks on my posse my goal is to "come in 'dead' last," for I just walk through the stages while fully engaging my front sights aiming at the four corners of a square, the hat on the SASS cowboy, the head of the buffalo, etc. So, while a "competing" shooter in my category is doing the stage in 18 to 20 seconds, I'm intentionally doing it in

maybe 40 to 60 seconds. However, I'm being scored against that "competing" shooter, which isn't fair to him. He can't say he beat all the shooters in his category because I wasn't "competing," but I had to be placed in some category when I registered for the match.

A few years back, at an annual SASS match, I asked the match directors if I could sign up as "Non-Compete." I wanted to walk up to a stage, look at the scenario and decide to shoot it Gunfighter, Duelist, or double-Duelist depending on that stage's setup. The match directors agreed and registered me as "Non-Compete." The posse did not run the timer or record my score. It was one of the most fun matches I ever attended.

Recently, at a state match, the match director refused to allow me to do "Non-Compete." He said when SASS made "Non-Compete" an official category, he would let me do it.

So, my request is, make "Non-Compete" an official SASS category and work it as follows (not allowing cross-draw holsters since they are prohibited in gunfighter):

1. Timer operator asks, "Is the shooter ready?"
2. Shooter responds, "Yes."
3. At the "beep," shooter engages the stage as prescribed, like all others on the posse, but in whatever "style" the shooter chooses — Duelist, Traditional, Gunfighter, etc.
4. Counters count misses.
5. Misses are recorded by the score keeper, but time is not. (Non-Compete shooters would like to know their total misses in the match.)
6. No recognition for the category and obviously, no awards. Just a lot of fun!

Perhaps this can be discussed at the next SASS Territorial Governor's meeting?

—John Chisum, SASS #309

Interestingly, a pioneer Cowboy Action Shooter™, Doc Bones (SASS #158), envisioned and competed in a similar non-official category. See his Trailmarker elsewhere in this issue for more details. Personally, I don't feel this has what it takes to become an official category, but now it's out there to perhaps catch some TG's notice. Of course match directors are free to allow it at any match below the state-level.

—Skinny, SASS #7361

GOLDEN GATE WESTERN WEAR

Old west and contemporary hats, apparel, boots, and accessories for the whole family. Our Custom hats are hand-formed by Bill Knudsen, 9-time winner of True Wests magazines Reader's Choice award for Best Hatmaker.

Cullen Bohannon



Gus



See our online catalog at
www.KnudsenHats.com
ORDERS: (510) 232 - 3644

UniqueTek.com
Products for Shooting, Reloading & Competitive Marksmen

Port-A-Stand 'V'™ Portable Target Stand

- Simple
- No Parts to Loose
- Compact
- Folds for Storage
- Convenient
- Set Up in Seconds



It's not just unique,
It's UniqueTek!

Get One Now!
Visit our Website at
www.uniquetech.com/chronicle
Or call
480-507-0866

COSTUMING CORNER

EXPERIENCING A DIFFERENT FASHION ERA

BY TEXAS FLOWER, SASS #43753

PHOTOS BY TEXAS FLOWER

As SASS members for 18 years, Texas Mac (SASS #43494) and I have enjoyed dressing in the fashions of the Victorian/Cowboy Era. As many of you know, I have been a devoted Victorian costumer all those years! During my time dressing and learning about the SASS costumes, little did I think that one day I would be learning about a totally different fashion era!


This new adventure began when Texas Mac finally found the Model A pickup of his dreams. He had searched for a long time and finally a restored all original one came up for sale. With a few clicks of the computer mouse, a black 1930 Model A closed cab pickup was on its way from a classic car dealer. It was delivered to our house on November 19, 2018. Such a proud new owner he was! Right away, he began getting it road ready. In January 2019, we joined the Model A Ford Club of America (MAFCA) and a local club, the Golden Triangle A's. Of course, my first question was, "does anyone dress in era fashions?" The answer, "Yes, some do (but not required) and there are costume contests at many events!" OK, I'm hooked!

By March 2019, Mac had the pickup ready for our first tour with the Golden Triangle A's. While he had been working on the pickup, I had been planning what we would wear. We had to be dressed in the era for our first trip! Ready in proper attire, off we went on a beautiful spring day over the hills and through the woods of East Texas in our A with other club members.

Next on the schedule was the Texas Tour in June. Many Model A's arrived in Kerrville, Texas at the YO Ranch Resort. Tour events included socials, driving the A's around the area, car judging, and Texas Mac and I had the



1928 EXAMPLES OF LADIES' DAYTIME DRESS FROM MAFCA FASHION GUIDELINES.



1928-1931 EXAMPLES OF GENTLEMEN'S SUITS FROM MAFCA FASHION GUIDELINES.




1928-1931 EXAMPLES OF GENTLEMEN'S CASUAL ATTIRE FROM MAFCA FASHION GUIDELINES.

opportunity to participate in a costume contest and fashion show. We both did very well for our first time to compete and show Model A Era fashions! Mac received the Award of Excellence and I received a first place award!

The last costume event for 2019 was a local club event. During the year, a club member can plan a day tour for the club. Mac and I decided to host our first club tour in August. Our day included a visit to the Windmill Museum & Tex Ritter Park in Nederland, TX, touring a historical mansion in Port Arthur, TX named Beau Reve (Beautiful Dreams in French), and having lunch at the Wheelhouse Restaurant on the Neches River in Port Neches, TX. We all had a great time!

The Ford Model A was built from 1928 to 1931. Costume contest entrants are required to dress in fashions that would have been worn during those four years. In order to plan costumes for this time period, I purchased the Model A Ford Club of America Era Fashion Guidelines book first written in 1986 by the Model A Era Fashion Committee. It is a large ring binder book containing information and pictures about Model A era fashions for men, women, and children. It also contains information about becoming an era fashion costume judge and includes forms and instructions for costume contests.

There are three categories for Model A Era Fashion costume contests: Original — The major garment would have been made for wear during 1928 through 1931; Reproduction — The major garment would have been made after 1931 but made to represent as closely as possible that which was original; and Model A Era Image — The entrant may combine current fashions resembling era garments with original or reproduction items or all current fashion items to achieve the look of the Model A Era. This is the only category in which zippers are allowed. Under each category there are four divisions contestants can enter. The divisions are daytime, active sports, formal, and specialty clothes. Prior to a costume contest, entrants must fill out a Fashion Judging Entry Form. When completed, it gives the judges all the information needed about the costume for judging.



1929 EXAMPLES OF LADIES' DAYTIME DRESS FROM MAFCA FASHION GUIDELINES.



1930 EXAMPLES OF LADIES' DAYTIME DRESS FROM MAFCA FASHION GUIDELINES.




1931 EXAMPLES OF LADIES' DAYTIME DRESS FROM MAFCA FASHION GUIDELINES.

Score sheets are used and entrants are judged in the five areas of major garment, coordinated apparel, accessories, footgear, and headgear/hairdo.

Men's styles did not change significantly during the four years. Men were often seen wearing some sort of a suit. Two- and three-piece suits were worn with braces (suspenders) or belts. Suit coats could have notched or peaked lapels and could be single or double breasted. The pants could have cuffs at the bottom but not always. Plus-fours (four inches longer than knickers) were popular for casual attire. Bow ties were often worn. Men always wore a hat when going out. The derby, fedora, homburg, and boater were popular as well as the newsboy cap. The top hat was still worn for special events. Men wore their hair short and cut just above the ear. Pocket watches were used, but the wrist watch was becoming popular. Walking canes and umbrellas were often carried. Shoes could be high or low top. Oxford shoes were popular for sporting events. Men often wore spats over their shoes. They were worn more for warmth than looks.

As in the Victorian era, the ladies had dresses for every occasion and the dress styles did change each of the four years. In 1928, the dress length would be slightly below the knee. Long dresses often with uneven hemlines were worn in the evening. The waistline would be at the widest part of the hips. Cloche hats were popular and were worn low on the face covering the eyebrows. In 1929, the dress length increased to three inches below the knee. The waistline moved up to the top of the hips. The cloche hat was worn just above the eyebrows. In 1930, the dress length was one inch to three inches longer than in 1929. The waistline was halfway between the hipline and the natural waist. Evening dresses would be floor length and have even hemlines. Short sleeves for daytime dresses became popular. The hat was worn in the middle of the forehead. In 1931, the dress length was one inch to two inches longer than in 1930. The waistline moved to the natural waistline. Evening dresses were worn ankle length. The hat was worn at the hairline exposing the forehead. All four years women wore fur coats, coats trimmed with fur, and fur scarves.



OUR FIRST TOUR TOOK US THROUGH THE WOODS OF EAST TEXAS.



AUGUST DAY TOUR AT BEAU REVE MANSION WEARING 1931 CASUAL ATTIRE.



DRESSED FOR OUR FIRST CLUB TOUR IN 1930 DAYTIME CLOTHES.



VISITING THE WINDMILL MUSEUM IN NEDERLAND, TEXAS.



TEXAS MAC READY FOR THE COSTUME CONTEST AT THE TEXAS TOUR — 1931 MODEL A ERA IMAGE CATEGORY ACTIVE SPORT DIVISION.



TEXAS FLOWER READY FOR THE COSTUME CONTEST AT THE TEXAS TOUR — 1931 MODEL A ERA IMAGE CATEGORY FORMAL DIVISION.



DRESSED FOR DINNER AT THE TEXAS TOUR IN 1928 STYLE.

Pearls and beaded necklaces were popular. Pierced and screw back earrings were worn but clip on earrings were not yet invented. The most common gloves had

three gores across the back of the hand and were worn when going out. Hair was usually worn short and bobbed. The majority of stockings for ladies had

a seam in the back. "Clox" or clocks were fancy designs that went up the side or back of some stockings. Ladies' shoe styles did not change greatly during the



Bundling Deals!

- Buy 1 old west women's top and 1 old west women's bottom and get 15% off
- Buy 1 old west men's shirt and old west men's pants, get 15% off
- Buy 1 old west boots and old west shirt get 15% off

1 bundle per order please! Free shipping on orders over \$100 on clothes!

www.texasjacks.com Fredericksburg, TX 1800-TEX-JACK



www.uspsa.org



WANT MORE SHOOTING?

TAKE IT TO THE NEXT LEVEL.
You're already a skilled SASS competitor. So what about practical shooting? Practical shooting is the sport that simultaneously measures the ability to shoot rapidly and accurately with a full power handgun, rifle, and/or shotgun in a fun, fair, safe and competitive environment. Three elements – **power, accuracy, and speed** – form the three sides of the practical shooting triangle. Each match measures a shooter's ability in all three elements.

Get involved in practical shooting by visiting your local USPSA club match. To find one near you, use the "club finder" feature on our website at www.uspsa.org or call the USPSA office at 1-800-995-5646.



To become a member or find a club near you, check out www.uspsa.org or call us at 1-800-995-5646



READY FOR TEXAS TOUR BANQUET IN 1929 EVENING CLOTHES.

RUGGED GEAR®

Our carts are as handy as a pocket on a shirt - and dang near as unique as you! With so many options to choose from, you can create a cart that's fittin' to you and your gear. Take a gander at our website to see the different styles, colors, and options!

- Unmatched maneuverability
- Choose from several styles
- Locking front swivel wheel
- Sturdy lightweight frame
- Tons of storage room
- Dual parking brakes
- Folds compactly
- Flat-free tires



BUY NOW & SAVE! | USE CODE: COWBOY FOR A SPECIAL DISCOUNT!

WWW.RUGGEDGEAR.COM
800-784-4331

LIGHTWEIGHT FOLDING SHOOTING CARTS

four years, but there were shoes for every occasion with several different types of heels. The "spiked heel" referred to how thin they were as opposed to how high the heel.

After studying the Fashion Guidelines, I decided to take the six written tests required to becoming a fashion judge. When completed, tests are sent to and graded by the Chairman of the Era Fashion Committee. Now that I have passed all six tests, I am required to be an apprentice judge at one MAFCA sanctioned fashion event before becoming a fashion "judge." After more requirements are met, I can earn the titles of Senior Judge and Master Judge.

Because of COVID-19, our 2020 spring and summer events were cancelled, but we look forward to better days when we can once again attend Model A events. We have enjoyed the trips and dressing in era fashions.

Now, in addition to Cowboy Action Shooting™, Texas Mac and I have another fun hobby! If I can plan and wear era fashions, I am happy no matter if it is for 1879 or 1931!

ANNUAL MATCHES

BATTLE AT BLACK HORSE 2020 MONTANA STATE CHAMPIONSHIP

BY RANGER SIX, SASS # 94237

Hosted by the Black Horse Shoot-ists of Great Falls, Montana, this year's SASS Montana State Cowboy Action Shooting™ Championship was held the third weekend in July. It was a great success despite many challenges. The COVID-19 mess required changes in how things were dealt with from registration and meals to awards as well as social distancing and hand hygiene. Attendance was down due to the closure of the U.S./Canadian border and many who had registered prior to the pandemic choose to cancel. Still, 67 shooters completed the match, some traveling from as far away as Arizona, Nevada, South Carolina and Pennsylvania.

One challenge has always been how to provide all the side matches desired along with the main match. For this year, which was the sixth time the State Championship was held in Great Falls, the answer was again to host the match



THE TOP TEN SHOOTERS.

over four days. As a result, Wild Bunch and the warm up match were each held on their own day with side matches on the first three days, leaving the fourth day for the last six main match stages and the awards ceremony on Sunday.

A new addition to the side match lineup was BAMM (Bolt Action Military Match), won by Missouri River Kid (SASS #38088). A new side match, Master Gunfighter, was canceled due to COVID-19 restrictions concerning people handling the same guns. Wild Bunch consisted of five stages attended by 17 shooters, with Dirty South-

paw (SASS #102690) taking First Place Modern and Two Dot (SASS #14911) taking First Place Traditional.

The four-stage warm up match saw 41 shooters, with First Place Men's award going to MT Jughead (SASS #76906) and Shamrock Sadie (SASS #78511) taking First Place for Women. Other matches included Speed Rifle/Pistol/Shotgun and Long Range Rifle and Pistol, as well as .22 Rimfire, Pocket Pistol/Derringer and Cowboy Clays. This was the sixth year a Schuetzen Match was offered. One shot with a main-match rifle off hand at a wooden



MONTANA STATE CHAMPIONS — LIL BIT OF WYOMING AND MT JUGHEAD.



BEST DRESSED COUPLE — SHAMROCK SADIE AND KNOT HARDLY DUNN.



BEST DRESSED MAN — CAPTAIN J. WILLIAM ROSECRANS.





MARSHAL D.J. WITH SCHUETZEN TARGET.

plaque, bearing the image of the SASS Marshal, at an undisclosed distance. Cost was \$2.00 with the proceeds going to the SASS Scholarship Fund. The shooter closest to the Marshal's star won the target, with all who hit the plaque autographing the target next to their bullet hole. Of 25 attempts to hit the target, only 11 hits were made at what was later disclosed to be 110 yards. The 2020 Schuetzen Target went home with Marshal D.J. (SASS #31065).

The Missouri River Shooter's Association, prior to the start of the Main Match on Saturday and Sunday, served a complimentary breakfast. Saturday morning, the welcoming address was made following the costume check, then five posses headed out to their assigned bays to start slinging lead downrange. When not shooting, folks were offered

a couple of informal classes presented by "Black Pin" Shamrock Sadie. One class was titled "Timer Operator Tips" and another "Misunderstood SASS Rules."

Sunday afternoon saw the start of the awards ceremony along with door prize drawings and an auction. Captain J. William Rosecrans (SASS #89840) was voted Best Dressed Man and Shamrock Sadie Best Dressed Lady. Knot Hardly Dunn (SASS #43113) and Shamrock Sadie were awarded Best Dressed Couple. Rattlesnake Lilly was presented the award for Best Dressed Youth. The Clean Match award is a poker chip with the Black Horse Shootists Logo on one side and Clean Match on the obverse. Nine Clean Match chips were passed out this year. This is the sixth year the Top Montana Club Traveling Trophy has been awarded. Any SASS affiliated club in Montana may submit the names of five of their members to form a club team. The final match scores of their members are added together to determine the team score. This year the Traveling Trophy will remain with the Black Horse Shootists of Great Falls, thanks to the team of JEB Stuart (SASS #65654), MT Jughead, J. T. Crusoe (SASS #67982), Smoke Jensen (SASS #101467), and Ranger Six.

Men's Top Gun went to Samuel Dunbin Hadley (SASS #93613) of Idaho. Shamrock Sadie of Arizona took Top Gun Women's honors. Montana State Championship Belt Buckles were presented to Black Horse Shootists'



BEST DRESSED YOUTH — RATTLESNAKE LILLY.

own MT Jughead (SASS #76906), who was the men's state champion in 2018, and Lil Bit of Wyoming (SASS #2034). Congratulations to them both.

The Black Horse Shootists will be hosting the 2021 SASS Montana State Championship July 15-18. The BHS would like to extend an open invitation to all Cowboys and Cowgirls to join them. For scores and more information visit their website at blackhorseshootists.com.



www. Rim Rock Bullets.net

Top Shelf Cast Lead Bullets

Prices subject to change without notice.

- This is a good cross reference of the bullets we offer. We have about 144 sets of molds with new molds coming.
- 16 employees working 10 hr. a day shifts 4 days a week with 9 casters, 6 auto lubers and 12 star lubers gas checking every day.
- We have bullets made with five different alloys that we order 40,000 - 60,000 lbs at a time a mixed per our set alloys.

Now in our new state-of-the-art 12,000 square foot facility!

Non Gas-Check			Gas-Check		
.25	85 GR.	RNFP/500	.25	120GR.	RNFP/100
.30	115 GR.	RN/500	.30	125 GR.	RNFP/100
.30	165 GR.	RNFP/500	.30	155 GR.	RNFP/100
.32-40	170 GR.	RNFP/500	.30	170 GR.	Silhouette/100
.458	300-525GR.	/100	.32	115 GR.	RNFP/100
			.338	200 GR.	RNFP/100
			.348	225 GR.	RNFP/100
			.358	230 GR.	RNFP/100
			.458	405 GR.	RNFP/40
			.458	430 GR.	RNFP/40
			.458	500 GR.	RNFP/50
			.500	540 GR.	SP/100

Rim Rock Bullets
 35675 Minesinger Trail • Polson, MT 59860
 (406) 883-1899 • Mon-Thurs, 8AM-5PM MST
sales@rimrockbullets.net

Our Online Catalog Has Over 100 Different Bullets!
 Everything is in stock | Specialty Sizing Available
 Brinell Hardness from 4-22

BLACK GOLD 2020 A GOOD TIME WAS HAD BY ALL!

BY TENNESSEE TALL, SASS #49245
AND RIO DRIFTER, SASS #49244

Going to Black Gold at Ponderosa Pines in Manchester, Kentucky is akin to going home. Our thanks to Rose and Boots Jarvis for sharing their home and family with 200 or so shooters and guests July 16-18, 2020. Thank you Whiskey Creek Johnson (SASS #67187), Iron Maiden (SASS #67188), and Copperhead Joe (SASS #39162) for giving us a Hillbilly Luau complete with the crew from Gilligan's Island — who brought out Hawaiian shirts, grass skirts, and leis. If you were one of the lucky ones who showed up early, Tuesday night the Cowboys took over Pat's Bar and Grill for cheeseburgers and onion rings with cold beverages. Wednesday and Thursday evening found us chin deep in good groceries as folks showed off with their special dishes for potluck dinners.

A **better than good time** was had by shooters on ten fast mostly covered stages. Shooting was followed by hot dogs and fried bologna sammiches served up by Copperhead Joe's sister Sandy and her crew. With full bellies, we waddled over to the Hillbilly Olympics where the fun broke out again! The Hillbilly Olympics provided hilarious fodder for Facebook posts and the SASS wire.

Cowboy Junky (SASS #30851) was the winner of the Drag Race. Pearly Heart (SASS #96981), Cardboard Cowboy (SASS #74358) and Darby (SASS #17664) were Team Shoot winners. Best Dressed Cowboy Jimmie Gunnfighter (SASS #100547) and Best Dressed Cowgirl Annie Hickok (SASS #37899) showed off their fancy duds. Kill R. Bea (SASS #104135) and Korupt Karl (SASS #68444) were the best Theme Costumes couple. Gotta say, Korupt Karl rocked the Gilligan look. Kill R. Bea was a fantastic instructor, teaching Miss Weev (SASS #76367), Double Tap (SASS #92806), Grace Under Fire (SASS #99267), and Cat-A-Tonic (SASS #109664) the Hillbilly Hula dance. The Spellin' B Contest winner, Prairie Cole (SASS #98769), earned



his peach Crown Royal, Moon Pie, Coke and winner's T-shirt — and there was some serious competition for that shirt and peach Crown. Cowboy Rick's (SASS #49739) homemade mus-





tard and sausages won the snack wars. Madame Moog (SASS #101593) took home the Brew Wars prize. Mean Gun Mark (SASS #78668), Grilling Wars reigning champ, did it again. Cowboy Junky and Renegade Roper (SASS #86367) were Last Shooters Standing in the Man-on-Man. I whupped 'em in the Dessert Wars with my "Not Yet Famous" Hillbilly Moon Pie Banana Pudding. The Card Sharp Shoot was a three-way tie with Cowboy Junky, Boomer (SASS #104762) and Angel Eyes Carson (SASS #108792). Ask us if we had a GOOD TIME!

Wednesday night local artist Rye Davis has us all singing along. Thursday night Karaoke was followed by Friday night music with the Bourbon Branch band, Saturday night, Blackwater Desperado and Milkbone provided dancing and sing-a-long music. Real Cowboys take time out from playin' and shootin' to do good for others. Our thanks to Sandy Hozian who made and donated a Folds of Honor quilt that auctioned for \$1,300. The Cowboys for Kids Red Boots garnered \$212 in donations for Clay County Area Technology Center.

Billy the Avenger (SASS #92117) and Renegade Roper were the Overall Top Man and Lady Shooters, and complete scores can be found at <https://ponderosa-pines.com/black-gold-1>.

Cowboys can cook, sing, dance, compete in the Olympics and still shoot fast! For the shoot in the South East where a good time is always had by ALL, come join us for the 2021 Black Gold.

WHERE THE WEST BEGINS!

JAMES COUNTRY MERCANTILE

111 N. Main, Liberty, MO 64068

816-781-9474 FAX 816-781-1470

jamescentry@aol.com www.jamescountry.com

Everything Needed By WESTERNERS!

GUNNIES, TOWNIES, LADIES

CLOTHING, ACCESSORIES, RESEARCH, SUPPLIES

Vintage Pricing!

1958 SPECIAL! \$269
Get Yours Today!

WOAH! A BOND ARMS FOR \$269!

Today's Pricing!

ROUGH NECK
9mm 2.5 inch barrel **\$269**

ROWDY
45LC/.410 3 inch barrel **\$299**

BOND ARMS INC. Made in Texas by Texans.
817-573-4445 • BondArms.com

New! Turret Stacker

A convenient system for storing extra turret heads

Supplied with an assortment of spacers allowing up to three turrets to be stacked with dies installed, thus preserving their adjustment. This system also prevents damage to decapping rods and pins when dies are not in use

Made in America by

REDDING
RELOADING EQUIPMENT

1089 Starr Road • Cortland, NY 13045 • (607) 753-3331 • www.redding-reloading.com

GUNS & GEAR

DISPATCHES FROM CAMP BAYLOR SHOOTERS WORLD CLEAN SHOT AND BULLETS BY SCARLETT

BY CAPTAIN GEORGE BAYLOR, SASS #24287 LIFE REGULATOR

Bullets by Scarlett/Clean Shot Chronograph results, .38 Sp.
CS=Clean Shot, BBS = Bullets By Scarlett ammunition
Overall Cartridge Length = 1.44

Firearm	Caliber	BBI	WT	PDR	Gr.	AVG	Sdev	Min	Max	Spread	PF
Ruger Vsq.38 SP	4.63	125	CS	BBS	725.0	18.8	698.0	740.0	42.0	90.63	
Ruger Vsq.38 SP	4.63	125	CS	2.8	692.0	9.9	684.0	706.0	22.0	86.5	
Ruger Vsq.38 SP	4.63	125	CS	3.0	714.5	19.5	687.0	732.0	45.0	89.31	
Ruger Vsq.38 SP	4.63	125	CS	3.2	766.0	9.8	757.0	780.0	23.0	95.75	
Taylor's 73	38SP	18	125	CS	BBS	881.0	11.8	868.0	895.0	23.0	110.1

CHART 1-38 SP

Bullets by Scarlett/Clean Shot Chronograph results, .45 ACP
WST= Winchester WST, CS = Clean Shot, BBS = Bullets By Scarlett ammunition
Overall Cartridge length 1.24"

Firearm	Caliber	BBI	WT	PDR	Gr.	AVG	Sdev	Min	Max	Spread	PF
Colt1911	.45ACP	5	230	WST	3.8	675.4	10.6	661.0	691.0	30.0	155.3
Colt1911	.45ACP	5	230	CS	3.6	664.5	28.7	644.0	707.0	63.0	152.8
Colt1911	.45ACP	5	230	CS	3.8	680.8	14.6	664.0	693.0	29.0	156.6
Colt1911	.45ACP	5	230	CS	4.0	707.4	12.2	694.0	723.0	29.0	162.7
Colt1911	.45ACP	5	230	CS	4.2	734.0	7.5	724.0	744.0	20.0	168.8
Colt1911	.45ACP	5	230	CS	4.4*	751.0	2.9	748.0	754.0	6.0	172.7
Colt1911	.45ACP	5	230	CS	BBS	718.0	12.3	700.0	726.0	26.0	165.1

*The Shooters World Load data shows a maximum of 4.3 gr. for a 230 gr. hard cast lead bullet. No data was printed for Hi-Tek coated bullets.

CHART 2 - 45 ACP

Bullets by Scarlett/Clean Shot Chronograph results, .45 Colt
CS=Clean Shot, BBS = Bullets By Scarlett ammunition
Overall Cartridge Length = 1.57"

Firearm	Caliber	BBI	WT	PDR	Gr.	AVG	Sdev	Min	Max	Spread	PF
Taylor's 73	.45C	18	200	CS	BBS	748.8	10.3	739.0	765.0	26.0	149.8
Taylor's 73	.45C	18	200	CS	4.0	688.4	8.6	678.0	701.0	23.0	137.7
Taylor's 73	.45C	18	200	CS	4.5	747.8	21.7	726.0	784.0	58.0	149.6

CHART 3-45 COLT



BULLETS BY SCARLETT 230-GRAIN .45 ACP. SHAPED LIKE FMJ. NO GROOVES.

THE CAST OF CHARACTERS

Shooters World is, among other things, an importer of powders from the Czech Republic. The powder that is the subject of this article is Shooters World Clean Shot. I use the full name to make sure no one confuses it with a long out of production black powder substitute called Clean Shot. Seriously, do not use this powder as a black powder substitute. Use the loading data in the SHOOTERS WORLD RELOADING GUIDE.

Scarlett Darlin (SASS #96680) and her husband and business partner, Tom Eagle Talker (SASS #99527) are Bullets By Scarlett. They sell more than bullets for SASS® competitors. They sell bullets (surprise surprise), loaded ammunition, components, and Rugged Gear gun carts. They're also the SASS distributor for American Pioneer Powder. They attend and vend at several major matches including End Of Trail and Winter Range. At both of these locations they are very busy, and by the end of the match repacking for the trip back is much lighter than for the trip out.

A couple of years ago I started hearing about a new wonder powder on Facebook. Apparently, it loaded itself and magically made every round hit the target in the same spot despite poor trigger control and sight picture. (Just kidding. It did sound good, but not quite that good.) Then I discovered Bullets by Scarlett loaded their ammunition with Clean Shot. The result is now I've tested Clean Shot in three SASS/WB cartridges and the Bullets by Scarlett — Hi-Tek Coated Bullets and factory loaded ammunition.

SHOOTERS WORLD CLEAN SHOT

It is called Clean Shot. It leaves low residue and burns clean with little smoke. It is a fast burning powder, the burn rate is similar to Accurate No. 2, Titegroup, W231, Bullseye, and N320. Clean Shot is low density, 0.65 grams/cc. The individual grains are among the smallest in the industry. It contains a level of flash suppressant. The result is it burns completely. Its spherical geometry ensures highly consistent drops when making rounds on a progressive loader.



BULLETS BY SCARLETT 125-GRAIN CTC .38 SPECIAL LOADED AMMUNITION. FEDERAL 100 PRIMER. STARLINE BRASS. SHOOTERS WORLD CLEAN SHOT POWDER.

HI-TEK COATED BULLETS BY SCARLETT

Most commercial SASS bullet-makers are using Hi-Tek polymer coating on at least some of their bullets. I've been an evangelist for Hi-Tek Coated bullets for several years because they (along with wet tumbling brass and other lead abatement techniques) helped lower my lead levels and made my reloading life easier. They also are consistent to load since there is no bullet lube to clog up the seating die. They also lower smoke levels. I have used them by several manufacturers, and they all do this. The ones Bullets By Scarlett makes are excellent. There were no "blems." They all weighed the same. Their weight is about the same as the nominal mold weight. 230-grain tests weighed 230; 200s weighed 201; and 125s weighed 126. I mention this because some manufacturers' bullets do not weigh what the mold calls for. Softer bullets weigh more than



BULLETS BY SCARLETT 230-GRAIN CRN .45 ACP LOADED AMMUNITION. FEDERAL 200 PRIMER. STARLINE BRASS. SHOOTERS WORLD CLEAN SHOT POWDER.

nominal because they have more lead.

CHRONOGRAPH SESSIONS

.38 Special 125-grain Coated Truncated Cone bullets

All testing was done in 90-degree F weather

I made four different .38 Special 125-grain CTC loads, all within the normal range. Scarlett loads 3.0 grains Clean Shot, Starline brass, and Federal 100 primers. In my Vaquero they averaged 725 ft/sec, Power Factor (PF) 90. Standard Deviation 18.8, (Perfect ammunition would have a SD of 0.0. Nobody's perfect.) Spread 42 (The velocity difference between the highest and lowest velocity.) This is an excellent all-around load if you're only going to use one load for rifle and revolver (which makes life much easier). Years ago, I tested Evil Roy 125-grain loads and got about the same PF. The low SD speaks for consistency (See chart 1). Consistency usually means accuracy. I did not do Ransom Rest



230 GRAINS MEANS 230.

group testing for several reasons. For one, it's difficult and time consuming. For another, it requires an immovable base to which I can attach the rest, which isn't available at all ranges.

.45 ACP 230-grain Coated Round Nose (Grooveless)

I made six different .45 ACP 230-grain CRN loads (See chart 2). It turned out all were SASS Wild Bunch legal loads. Bullets By Scarlett loads 4.0 grains Clean Shot, averaging 700 ft./sec., PF 165. The felt recoil was not noticeably different from the 3.8 gr. load, The 3.6 was softer, but it is too close to the pass/fail line for me. The 4.2-grain felt about the same as the 4.0 and the 4.4 was beginning to cause more felt recoil. All were remarkably consistent. I used the lightest WB legal load of WST, widely considered the "Gold Standard" of 1911 powders (your mileage may vary) as a "control."

.45 Colt, 200-grain Coated Round Nose Flat Point bullets

I was able to make only three loads in time for testing. I tested them using an 18-inch barreled Taylors '73 (See Chart 3). BBS load used 4.5 grains CS and averaged 748.8 ft/sec. I duplicated the factory load and averaged 147.8. Both were barely below the legal 150 Wild Bunch PF of 750 ft./sec using an 18-inch barrel. The factory load was designed for CAS, not WB. However, if you're shooting a 20-inch or longer



BULLETS BY SCARLETT 200-GRAIN CRNFP .45 COLT (ALSO WORKS WELL FOR .45 ACP).

barrel, it should be WB legal. Somewhere between 4.7 and 5.0 grain should make a great WB load. Power Factor tests are usually done using match-supplied guns, which would normally be at least 20-inch, so it should be sufficient. It makes less smoke than Trail Boss, which I use for .45 Colt. I'll be switching to CS because of the less smoke, but I probably have a lifetime supply of Trail Boss.

I will also note Shooters World will be selling a house labeled version of a powder made by American Pioneer Powder. According to Scarlett, it is current production of the powder previously sold as Alliant Black MZ. The official description from Graf & Sons — "Multi-Purpose Black Powder, FFF Sulfur-less. This powder is perfect for hunters and Cowboy Action Shooters™. For use in Muzzleloaders and Black Powder Cartridges, this powder is clean, powerful, dependable and accurate! Moisture resistant and virtually non-corrosive. This Black Powder substitute is made in America for Shooters World by American Pioneer Powder"

Bullets by Scarlett is the SASS distributor of American Pioneer Powder. If you order a case of APP through them, it will be shipped directly from American Pioneer Powder.

Bullets By Scarlett attends several SASS matches. Their schedule is on their website, along with email contact information — <https://bulletsbyscarlett.com> (843) 833-0770.

DISPATCHES FROM CAMP BAYLOR — EXTRA MERNICKLE OFFICIAL SASS STARTER KIT


BY CAPTAIN GEORGE BAYLOR, SASS #24287 LIFE REGULATOR

I'm writing this in late August. Exactly five years ago I posted on Facebook a photo of a new Mernickle series (meaning the same basic holster system with variations) that would become the most popular series in Cowboy Action Shooting™, the HP series. The most popular cross draw series is the Quick Cal series. The most popular Wild Bunch rigs are the Mernickle Wild Bunch series. I think I'm beginning to see a trend here.

In March 2019 Bob and Sheri Mernickle officially retired and sold the business to Howlin Wolf (SASS #97566) and his family, wife Ivy Wild (SASS #97567) and daughter Diamond Blaze (SASS #97568). Bob was looking for someone to take the business but wouldn't sell it to just anyone. He liked Howlin Wolf's work, so he offered to sell him the business. A year or so of transition with training and mentoring resulted and the whole family is involved. The machines and tools (including the \$80,000 computerized cutting machine that will get the most usable pieces out of a hide, perfectly cut and marked for stitching) went to Texas. In addition to all of Bob's designs, several new designs have emerged.

Today I completed a test on the Mernickle Official SASS Starter rig. A few months ago, the SASS-related Facebook pages were full of beginners asking where they could find a cheap leather rig to get started. In 1998 I was looking for a cheap rig. It turned out to be the most expensive rig I could buy, because I had to replace it fairly soon. Getting the gun out was difficult, as the holster followed it. Getting it back in took two hands, one to open it up so the gun would go it. Then the cylinder would hang up on the edge of the mouth.

The Facebook questions, much like SASS Wire questions, were answered by several people. Most of the answers were wrong. The cheapest imported soft leather rig at the big box sporting goods stores



MERNICKLE OFFICIAL SASS STARTER KIT. YOU HAVE TO PROVIDE YOUR OWN GUNS, AMMUNITION, AND SASS BADGE. EVERYTHING ELSE SHOWN IS INCLUDED.



NOTE THE TRIGGER GUARD IS NOT OBSTRUCTED, IN ORDER TO FACILITATE WEAK HAND DRAW.



BELT IS SUEDE LINED. HOLSTERS ARE LOCKED IN PLACE BY TIGHTENING THE TOP TWO CHICAGO SCREWS.



SHOTSHELL LOOPS ARE MILITARY GRADE NYLON, WHICH DOESN'T BIND OR STICK.

or the rig made by a hobbyist patron of Tandy Leather sold on eBay are not the best way to start out.

But the folks at Mernickle had been working on the problem. According to Howlin Wolf, "This rig is something that we started working on about a year ago. The idea was to make an affordable option to new SASS members as well as letting a granddad or grandma get the grandchild started without breaking the bank.

"I spoke with Misty several times about it. We went into a contract and are able to market it as the 'Official' SASS starter kit. As you know, we are the Junior Shooter Sponsor for EOT and Winter Range, so we just wanted to further that help to young shooters."

Then Mernickle Holsters announced their starter kit. At \$299.95, it isn't cheap, but it is \$100-\$300 below the cost of most quality rigs, and it offers the features you need in a SASS rig. It is made out of thick, stiff, high quality Hermann Oak leather. The belt is 2-1/2 inches wide, double thickness, suede lined, well stitched and smooth edged with a buckle that allows you to really cinch it down. It is available with a "Lady Curve."

The holster allows gripping the revolver with a firm firing grip, or, for the weak hand, with thumb over the front strap and fingers over the trigger guard so the weak hand can draw the revolver and transfer it to the strong hand without fumbling. The weak hand isn't blocking the grip, so the strong hand just grasps the grip. This is critical for two-handed shooters and duelists who shoot with one hand. Gunfighters and double duelists won't need this feature as long as they can get a firm firing grip while the gun is in the holster, but it won't hurt.

The loop that goes over the belt is very stiff and adjustable so you can clear your body with the gun. You can tighten it down so the holster will not slide around the belt but stay in place. You can re-holster using only one hand.

If you look down at the top of the holster, the opening is a big funnel that guides the gun in if you get the barrel started. It has a bit of a roll to the edge so the cylinder will slide inside instead of hanging up.

The kit includes two holsters, gun



TOP VIEW OF HOLSTER SHOWS THE QUALITY OF THE EDGING AND STITCHING AND THE BIG FUNNEL THAT FACILITATES RE-HOLSTERING.

belt, a six-round shotgun slide, a two-round cartridge slide, and a SASS badge holder. The rig is available with two strong side holsters or one strong and one cross-draw.

We tested the double strong side rig. In lieu of a second belt for shotshells, the rig saves money by using a six-shotgun slide and a two-round cartridge slide on the gun belt. The belt is worn with the buckle in the back. (Thank you, Captain Obvious.) If you're a beginner, start with this. If you decide you must have a shotgun belt, you can always buy one later.

The shotgun slide uses military grade nylon for holding the shells instead of leather loops. This has been a Mernickle feature for several years. The advantage

of the nylon is you can pull out two (or more for your '97) without the rounds binding and sticking. You also don't have to pull up. You can roll the round out.

The most common first impression/complaint is, "but you need more than six rounds." There are times when you do. Usually you are allowed to stage shotgun ammunition on tables.

OBSERVATIONS

The holster is beautifully made and has minimal decoration. My Vaqueros fit perfectly out of the box. I wiped the interior of the holsters with a tiny bit of KG9, a holster lubricant. The guns popped right out but remained tight enough to allow running from one edge of the stage to the other, jumping over a five-foot obstacle, spinning 360 degrees in mid-air, and shooting standing on one foot. (Just kidding about everything after "other," but got your attention, didn't I?) I have received some pretty expensive holsters that required wet molding (putting the gun in a plastic bag, wetting the inside of the holster with hot water, and leaving the gun in overnight.) This was not necessary. Adjustable leather hammer loops are



FOR BEGINNERS, SUGGESTIONS ON HOW TO DRAW THE REVOLVER, STARTING THE DRAW FROM "HANDS LOOSELY AT SIDE" POSITION. NOTE — I'M LEFT-HANDED. THUS, STRONG SIDE PHOTOS WILL SHOW THE LEFT HAND. IF YOU'RE NOT ONE OF THE CHOSEN FEW, DEAL WITH IT.

standard equipment.

I think the average beginner could get this rig and perhaps add a shotgun belt later but would probably never need new holsters unless he/she changed guns or shooting styles or decided those holsters with a 20 degree forward cant

Mernickie Custom Holsters

Helping to Create "World Champions" Since 1975

Lady
HP
HIGH PERFORMANCE
SHOOTING SYSTEM

Welcome to the **HP Series of Cowboy Action Shooting Holsters**
High Performance Shooting Systems Designed for Men and Women.



High Performance Series
HP1REF1



www.mernickleholsters.com

Phone: 800-497-3166 / 775-575-3166

Fax: 775-575-3188 Email: Sales@mernickleholster.com



B Western
HPBW1REF1



STRONG SIDE DRAW 1 — ESTABLISHING A FIRM FIRING GRIP. WEAK HAND MOVES TO MEET THE STRONG HAND.



STRONG SIDE DRAW 2 — HANDS MEETING. WEAK HAND GOES OVER STRONG HAND.



STRONG SIDE DRAW 3 — TWO HANDED GRIP. WEAK SIDE THUMB COCKS THE HAMMER. TRIGGER FINGER IS OUTSIDE OF TRIGGER GUARD.



STRONG SIDE DRAW 4 — HAMMER COCKED. COCKING (WEAK SIDE) THUMB MOVED TO BRACE. IT'S EASIER WITH THE LEFT-THUMB ON THE LEFT SIDE BECAUSE ON THE RIGHT THE RIGHT THUMB IS RESTING ON THE EDGE OF THE LOADING GATE. THE MASSIVE RECOIL OF SASS LOADS MIGHT MAKE THIS UNCOMFORTABLE. (SARCASM ALERT.)



WEAK SIDE DRAW 1 — THUMB RESTS ON TOP STRAP. FINGERS WRAP AROUND TRIGGER GUARD.



WEAK SIDE DRAW 2 — HERE YOU CAN SEE THE WEAK SIDE THUMB IS ON THE TOP STRAP AND FINGERS WRAP AROUND THE TRIGGER GUARD, LEAVING THE GRIP OPEN FOR THE STRONG SIDE HAND.



WEAK SIDE DRAW 3 — STRONG HAND ESTABLISHES SOLID GRIP ON THE REVOLVER.



WEAK SIDE DRAW 4 — WEAK SIDE THUMB COCKS HAMMER.



WEAK SIDE DRAW BONUS PHOTO — FROM JANUARY 2016 DISPATCHES. WEAK SIDE GRIP, SHOWING ACCESS TO THE GRIPS FOR STRONG HAND. NO, THE VAQUERO DID NOT MAGICALLY TURN INTO A RUGER OLD ARMY. SAME GRIP. DIFFERENT GUN. GET OVER IT.

worn in front are just too cool to ignore. This isn't cheap, but it is inexpensive and thrifty. Just as a plain pair of revolvers will be as fast as an engraved, nickel and gold plated pair. The same concept applies to this rig.

I included some photos showing beginners a method to draw the revolvers for two-handed shooting and transferring the weak side revolver from the weak hand to the strong hand without fumbling or wasting time. I have shot with people who have shot CAS for years and didn't know the weak hand transfer method. I'm just trying to, in my own clumsy way, demonstrate techniques taught me by people who, unlike me, do really know how to shoot, including Tequila, Evil Roy, and Long Hunter.

<https://www.mernickleholsters.com> — 1(800) 497-3166

ADVERTISE

In
THE Cowboy CHRONICLE

Each issue of *The Cowboy Chronicle* has a readership more than 75,000 and contains articles on Cowboy Action Shooting™ and the laws that affect it, as well as information on SASS' monthly and annual events.

The Cowboy Chronicle is published quarterly, with printed issues in January and July, and digital-only issues in April and October. Ad deadlines fall roughly two months in advance of each issue. Visit www.sassnet.com/chronicle or call Square Deal Jim for more information and for exact deadlines.

ALSO AVAILABLE — You can purchase ad space, banners, buttons, and badges on the SASS website.

If you need assistance producing or laying out your ad we can help.

**CALL SQUARE DEAL JIM
TO RESERVE YOUR SPACE TODAY
(410) 531-5456**

RAN CAN CORPORATION CYLINDERS FOR RUGER OLD ARMY

BY YUMA JACK, SASS #11261,
PATRON LIFE

This article is as much about incredible customer service relative to a new product as it is about the product itself. I have two pairs of stainless Ruger Old Army revolvers and I was looking at possibly buying more to avoid reloading cylinders on every stage during a match. But dismayed by the prices being asked for these now out-of-production handguns, I began searching for extra Ruger cylinders. Well they are about as plentiful as hen's teeth. I already acquired a couple of used blue Ruger cylinders and a pair of stainless cylinders custom-made by a company in north Texas. But those custom versions were almost as expensive as the entire firearms I had bought years ago. Then one day while browsing GunBroker.com auctions I found some custom-made stainless-steel cylinders for Ruger Old Army revolvers offered by "rancan59" for less than \$180 each brand new.

The auction photo showed a fluted cylinder that was described as requiring metric M6X.75 nipples (those commonly used in *Pietta* percussion revolvers). Well I entered a successful bid and then contacted the seller to see if they had more than one such cylinder and whether they had any cylinders that used the hexagonal head Ruger nipples. Randy Amundsen with **Ran Can Corporation** of Albany, Georgia, responded and confirmed they did have more of the cylinders that used the metric M6X.75 nipples. He also said they indeed did make cylinders that used the #12-28 OEM nipples but were presently sold out and in the process of making more. I told him to just send me two of those they had on hand.

In less than a week they showed up... two shiny, *fluted* stainless steel cylinders for my Rugers. I put six SlixShot nipples (cannibalized from a pair of *Piettas* in my safe) in each and proceeded to install the cylinders into my Rugers. But to my horror and disappointment neither cylinder fit in any of my four revolvers! There appeared to be too much metal on

the face of the cylinder bushing. I immediately called **Ran Can**. I was referred to the machine shop supervisor, Bryan Stroud. He explained the prototype cylinder was from the company owner's revolver and there had been small specification adjustments at the Ruger plant over the years while Old Armies were in production, resulting in some minor year-to-year variations. Their sample was an early 1970s production in serial number range 140-XXXXX. My revolvers were from the 1990s with serial numbers in the 148-XXXXX range. Bryan asked me to send one of my Old Armies and both cylinders to him and they would fit the cylinders.

Here is where things got amazing. I boxed and shipped one handgun (which I already knew had the closest tolerances for cylinder fit) and the two cylinders on a Tuesday morning by USPS Priority Mail. Bryan called me the next day, Wednesday, to tell me he had already received the parcel, completed the modifications and put them back in the mail to me that day. He had also included a check to reimburse my cost of shipping them. Talk about **Customer Service!** I had them back in my hands Thursday evening. A three-day turnaround... **WOW!**

Both cylinders now fit all four Rugers perfectly. Bryan also explained they contacted all customers who had purchased their cylinders and arranged to modify them, if necessary, as well. They have since adjusted the manufacturing tolerances to avoid future problems.

These cylinders are manufactured from 316 L stainless steel and CNC machined on five-axis machine centers for absolute accuracy. The cylinder bore is 0.453" for use with 0.457" lead balls. As I already indicated, they are available in versions that use either the hexagonal head #12-28 nipples used in the original Ruger cylinders or the metric M6X.75 nipples. In **Photo 1** you can see the unique appearance of the fluted cylinders, one of which is installed in one of my revolvers, compared to a Ruger factory cylinder. These cylinders are certainly even better quality than the original Ruger factory cylinders.

In the interim, **Ran Can** has also added *un-fluted* cylinders to their product line, an example of which is shown in **Photo 2**. I also ordered a pair of these



PHOTO 1



PHOTO 2



PHOTO 3

cylinders to use the hex #12-28 OEM nipples.

I have used these cylinders in several matches and they functioned flawlessly. For the price, these cylinders sure beat the heck out of buying another set of Old Armies. And if you have the blue finish Old Army, for slightly less than \$160 you can purchase blued versions of the same cylinders (**Photo 3**).

So if you like to shoot the Ruger Old Army and would like to have some extra



cylinders for these no longer produced handguns, check out the Ran Can Cor-

poration cylinders on GunBroker.com. The quality of workmanship is outstand-

ing, which is understandable considering if you check the company out online you will see their primary business is the manufacture of cutting and machine tool accessories, machinist precision measuring devices, and high-performance billet racing parts for small four-stroke engines used in karts and junior dragsters. You can purchase any of these cylinders directly on www.ebay.com and at www.oldsouthfirearms.com. You can also place a bid on the Gun Broker auction website as I did. But if you prefer the direct approach you can contact them at rancancorp@gmail.com or call Jamie at (229) 436-7247.

A New Approach to an Old Favorite

Get greater accuracy and more features with the new ProChrono Ballistic Chronographs



Retail: \$134.95

PROCHRONO DLX™

- Built-in Bluetooth connectivity
- Free apps for iOS, Android, Kindle, PC and Mac
- On board user interface for stand-alone operation
- Accurate within .5%



Retail: \$114.95

PROCHRONO LTD™

- Economically priced
- Accurate within .5%
- On board user interface for stand-alone operation
- No external connectivity



815.874.8001
competitionelectronics.com

ProChrono Carrying Case
(Sold Separately)



CAP AND BALL REVOLVERS — FUN BUT...

BY FIRE EATER, SASS #74995 LIFE

If you have ever owned a cap and ball pistol, you know the problems that may arise from shooting them. For those who have not shot cap and ball, let me describe some of the issues you may have. Back in the 1970s, I bought my first cap and ball and had some fun plinking around the farm with it, but soon found out it was not without its faults — frequent cleaning was a necessary task. After six to twelve shots, I could hardly turn the cylinder. Of course, I was using 1970s black powder, which is unlike what is available today. Then there were the fired caps coming off and falling into the space between the hammer and frame, jamming the gun. Accuracy was bad. At the time I thought it was me, but there could have been other things contributing to the poor accuracy. I have had several black powder revolvers, and they work OK for a while, but in CAS the guns get a lot of rounds shot through them. If you look into these revolvers you will see most are priced low, so the quality is not there. If the parts are not hardened properly and fitted correctly, you will have trouble down the road. In 2013-14, I shot some black powder NCOWS matches back in Indiana and it seemed the problems that I had in the '70s still plagued some shooters. When my family moved to New Mexico, I thought about getting a pair of Ruger Old Army revolvers, but the price of them was beyond me, plus I just like the look of the old Colts. You must admit, they are a work of art.

When I read about what Jared Baker from Long Hunter in Amarillo, Texas, is doing to cap and ball revolvers, I contacted him and ordered two 1861 Navy revolvers (**Fig. 1**). I have had them for more than three years, and I love them. Let me tell you what changes were made. Jared hones and reworks all the internal parts. He replaces the springs and rebuilds and hardens the hand and the bolt cam and checks the bolt for correct engagement. He then drills the frame for a coil spring for the hand. The trigger is set



FIG 1

for a crisp 2½-pound pull. He cuts the forcing cone to 11 degrees, squares and smooths the barrel face, corrects the cylinder gap, and checks the timing. He checks the arbor length and corrects if necessary, then installs stainless SlixShot nipples. If that's not enough, he installs a cylinder collar (**Fig. 2**).

Long Hunter has more options to make the gun even more dependable. I opted for the Anti Jam Cap system (**Fig. 3 & 4**). He installs a thin bar (he calls it a shelf) that keeps the cap from falling off when fired. When he installs the Anti Jam System, he has to re-profile the hammer so it doesn't strike the shelf when the gun is fired. I also had him bore the cylinders to .378 so I can use a .38 ball. Grooves on my gun barrel were .376-.377. LH said the cylinder measured .371 to .372 before boring.

Does this all work? Well, so far it has. The only problem I have had has been because of my errors — a ball not seated deep enough and a fired cap that came off when it was in line with the capping groove in the frame. The spent cap fell between my finger and the frame of the gun causing me to flinch and miss my only shot in a 12-stage match. I have noticed the SlixShot nipples sometimes flare out the cap when fired, causing sharp points. I have had one misfire. I think the cap was not seated far enough on the nipple because it went off the second time around. I now check my caps to make sure they are seated properly. I started seating the caps with a pencil but that looked kind of funny so I now use a short piece of dowel with a fiber wad glued to the end. Some shooters use a piece of horn to seat the caps. Don't push too hard. Since I have



FIG 2



FIG 3



FIG 4



FIG 5



FIG 6



FIG 7



FIG 8

small hands, I later had Jared lower the spur of the hammers (**Fig. 5**). The gun pictured with the 1861 for reference is an 1872 open top, showing how the original hammer was. I wish I could say I don't have to clean them as often, but I shoot Swiss black powder and the revolvers still need to be cleaned after the second or third stage. If I shot APP instead of Swiss, I might have better luck. That, in my opinion, is the biggest drawback to shooting these. By the time you clean and reload, you have missed out on 75 percent of your posse's shooting. I have watched Captain George Baylor (SASS #24287) and Hands (SASS #92687), who shoot Ruger Old Armies, and they can quickly disassemble their pistols for cleaning and reloading.

Has all this made me a world champion? No way, but it sure has made shooting cap and ball revolvers a lot more fun. I do have third and second place finishes in the Plainsman side match at EOT. I have not experienced any kind of malfunctions with them since I purchased them. This year at EOT I left my main powder flask at home, so I carry a spare, but it threw 24 grains instead of 20. What a pain that was. Then there were the wads I use. You guessed it, I took the wrong ones. So I loaded powder, then the ball with bore butter over the top. It seemed to work well. I had no chain fires. It's a good thing I wasn't around in the 1800s or I would have lost in a gunfight. Pictured in this article is one of my revolvers in one of my favorite rigs made by the late Chuck Burrows of Wild Rose Leather (**Fig. 6**).

I later had the last two digits of the revolvers' serial numbers engraved on the cylinder faces (**Fig. 7**) and three little lines engraved on each cylinder next to the nipple, for reference in loading (**Fig. 8**). I thought the chamber between the numbers would be the one I didn't load, but after a few stages the numbers vanished from the black powder residue. I may try filling the numbers in with some bright orange paint to see if that helps. Some shooters paint the sixth nipple bright red. The three lines work well for referencing, and the numbers on the cylinder face keep me from getting the cylinders switched when cleaning.

I took one of my revolvers out to the Big Horn gun range, down the road from me, for testing. Accuracy seemed to be good out of the box, but I still wanted to test it on paper. I have shot these two in a few matches and they seem to be shooting pretty much in the center of the steel targets. As I stated earlier, I am using Swiss 3F, 20-21 grains, with a 30 thousandth wad over the top, a dab of bore butter on the wad and finally a .380 ball. I use No. 10 Remington caps. Jared has a great video on loading cap and ball revolvers. I test fired these in early April when the wind was 10-14 mph out of the SW. I was shooting south. The humidity was 13 percent and the temperature was 60 degrees. The target distance was 55 feet. I was using a sandbag rest. My first three-shot group was three inches from center at two o'clock and measured 1¼ inches center to center. My second three-shot group was 2½ inches from center at two o'clock and 7/8 of an inch center to center. I'm 73 years old and this is as good as it gets, so I thought I had better quit while I was ahead. I guess I must be pushing the trigger to the left when shooting one handed because the shots seem to be more centered in matches. There's not much you can do with the sights on these revolvers since the v notch is in the hammer, but when do we shoot steel targets that are less than six inches in diameter?

A shooting friend of mine, Doc Rankin (SASS #92421), asked me why I put up with all the mess that comes with shooting black powder, and for the longest time I wasn't sure myself. I guess I like to be a little different. Years ago, I had a small farm in Indiana and my family and friends would get together and shoot black-powder pistols and rifles. What great memories. We even went to Friendship, Indiana, to shoot in the National matches. We never won anything but enjoyed the camping, vendors, and all the other things that went along with the match. The SASS matches today are much the same. Of course, we go for the competition, but I think we enjoy the company of like-minded friends and all the other activities the matches provide as much as the competition. Be safe and enjoy.






POWERED BY BOOGIE

BY LARSEN E. PETTIFOGGER, SASS
#32933 LIFE, REGULATOR

When I go to a match with vendors the first thing I look for is a large white trailer with a banner reading “Powered by Boogie” on the side. After the usual pleasantries between old friends I ask the big question... “What’s NEW?” For those who do not know him, Shotgun Boogie (SASS #67870) is one of the premier SASS gunsmiths and the maker of some of the most innovative go fast parts for our SASS firearms. He is one of the guiding lights for SASS in Europe and after many trips to the USA to shoot and sell parts he moved here a few years ago.



Some of the most popular rifles for SASS use are the Uberti '66 and '73, and to a lesser extent the Uberti Henry. These are all reproductions of the old Winchester “toggle-link” rifles. They can be made to run exceptionally quick and reliably, especially with some of the after-market components made for these rifles. One such part Boogie has begun making is a quality replacement bolt. Over the past few years, the stock Uberti bolts have varied considerably in their dimensions. There have also been problems with the tab on the bottom of the bolt bending or breaking. The Boogie bolt addresses these issues through quality machining and a few design innovations.

The Boogie bolt is shown in **Photo 1**. It is a new style bolt that uses a large retaining plate (the piece below the bolt) to retain the firing pin extension. The red arrow is the pin that holds in the extractor. The blue arrow is pin that holds in a replaceable lower tab. The green arrow is a pin hole for those with an old style firing pin extension that is retained by a small pin. Some of the potential issues when tuning a rifle with the stock bolt are dimensional variations. For example, **Photo 2** shows a stock bolt where the bottom tab measures .144” wide and **Photo 3** shows another bolt where the bottom tab is .171” wide. In many cases, the wider bottom tab would not fit into the slot of the bottom of an older elevator and either a new elevator had to be purchased or the slot widened in a milling machine. **Photo 4** shows a brand new Uberti bolt where the tip of the bottom tab has a bird-beak shape.



The red arrow shows the point on the tab is about half way up the tab. This bolt when operated slowly would not close on a round because the bird-beak hit the rim of the cartridge instead of going under it. If this condition is not corrected the tab will fail in short order. The tab on the Boogie bolt is shown in **Photos 5 and 6**. The point of the tab is properly shaped and precision ground.

On the Uberti bolts, the extractor is rigidly held in place by a pin — **Photos 7 and 8**. The thin part of the extractor (to the left of the pin hole) actually has to bend every time the bolt is cycled. If the extractor is fitted too loose it might not extract. Too tight and it can cause the bolt to climb upwards as it is closed and put a lot of stress on the lower tab. Properly tuned, an extractor can last a long time. However, Boogie has redesigned the way the extractor functions to make it even more reliable and smooth in operation. He has changed some of the dimensions inside the bolt to leave room to add a coil spring that pushes up on the rear of the extractor — **Photo 9**. Now,



rather than bending at the retaining pin it pivots on the pin like a seesaw.

In order to remove the old bolt and install the new one the rifle has to be torn down. Space does not allow for a screw-by-screw set of instructions so I will just hit the highlights on a Uberti '73. First, the screw in the dust cover has to be removed and the tab at the front of the cover removed — **Photo 10**. You can leave the dust cover in place but if you decide to remove it make sure you have the front of the cover covered with your thumb or a rag when you pull the cover back or the ball and spring underneath it will launch themselves into parts unknown — **Photo 11**. Next, the lower tang and trigger guard have to be removed. After the screws are out the tang is often very tight so you can pretend it is a turkey wishbone and pull it apart — **Photo 12**. A little more wiggling and it will come free. Next, remove the forward link pin and the firing pin extension retaining plate — **Photo 13**, red and blue arrows. On the old style bolts without a plate, punch out the small retaining pin — **Photo 14**. Pull out the firing pin extension and then the bolt can be moved to the rear and pivoted downward to remove it — **Photo 15**.

As long as the rifle is apart, now is the time to think about replacing the stock firing pin. **Photo 16** shows an original 1880-vintage Winchester firing pin on the top with a Uberti firing pin and extension below. (The current Winchester Miroku setup is very similar to the Uberti.) The original Winchester firing pin has a large flat area milled into it and uses a retaining plate that is very similar to the Uberti. The big difference is the Winchester plate rotates around the link pin and also serves as a firing pin retractor. When the rifle is levered a pin on the left side toggle hits the retractor and pushes the firing pin to the rear. In the Uberti, the retractor function is handled by the coil spring around the front of the firing pin. A new Boogie pin is shown in **Photo 17**. The Uberti firing pin has a 90-degree angle where the pin shaft joins the larger section at the end of the pin. The Uberti pin can and has broken at this joint. The Boogie pin has a radius at the joint to remove stress and is made from tool steel. Fitting a firing pin is almost a separate article. For purposes of this article, just make sure when the bolt and firing pin extension are assembled the



22



23



24



tip of the firing pin is NOT sticking out of the bolt face. Most aftermarket firing pins are a little long so they can be fitted to whatever bolt they are being installed into. If left sticking out of the bolt face bad things can happen (e.g. a slam fire).

The bolt and firing pin parts are shown in their proper order in **Photo 18**. First the bolt goes back into the receiver and is pushed all the way forward. Then the firing pin and its spring are placed into the bolt. Next the firing pin extension is inserted into the back of the frame and pushed into the bolt. Twist the extension until the flat is in the proper location and insert the retaining plate and finally tap in the link pin. When everything is installed it should look like **Photo 19**. If you have an old style firing pin extension that is retained by the pin order a new style firing pin extension. The new style plate retention system is simply much stronger than the old pin style and if that pin shears the bolt extension is right in front of your eye!

Another item Boogie is now producing is a quality spring steel loading gate for the Uberti '73 — **Photo 20**. It fits into "W" prefix serial number guns, which is pretty much everything for the

past decade or more. A tip Boogie had is, after the screw is installed, stake the gate in place with a punch — **Photo 21**. That way if the screw loosens or falls out, the gate will still function. One thing I always do is remove the lever lock (not the trigger safety) that locks the lever in the closed position. I have had these twist while staging and nothing is less fun while shooting a stage than grabbing the rifle and then taking a few seconds to realize the lever lock is engaged. To fill the hole in the tang when the lock is removed Boogie makes some nicely finished and polished buttons — **Photos 22 and 23**. Finally, for those who want to play "The Rifleman," Boogie makes an auxiliary sear for the Browning BL22 — **Photo 24**. Unfortunately, I do not have a BL22 to show how this part is installed. It is a tiny Texas shaped part that, after it is installed, will allow the rifle to continue to fire as long as the trigger is held back and the lever operated. To go back to normal mode simply do not hold the trigger back while levering.

Boogie is a true asset to SASS and an all-around nice guy. I can't wait for our next meeting when I can again ask, "What's NEW?"

The Best of Both Worlds HENRY SIDE GATE LEVER ACTION

Available in
.30-30 | .38-55 | .35 Rem



Made In America, Or Not Made At All

HUNT
WITH A
HENRY

Free Catalog
& Decals
HenryUSA.com



THE .38 COLT REVOLVER (AUTHOR'S COLLECTION).

THE .38 COLT THE MOST UNDERRATED REVOLVER CARTRIDGE OF THE OLD WEST PART ONE — HISTORY

BY: TUOLUMNE LAWMAN SASS
#6127 LIFE

Probably the most obscure, underrated, and unappreciated revolver cartridge of the Old West is the .38 Colt. I must confess, while my knowledge of .44 Caliber 1860 Colt and 1858 Remington conversions, and .44 Caliber 1871/1872 “Open Top” Colts, is pretty comprehensive, I really knew surprisingly little about the .38 Colt conversions and how popular they really were back in the day. That was, at least, until last year (2019) when I started a joint project examining possibilities of developing a

Black Hills .38 Colt round that would work equally well in .375” bore cartridge conversions of percussion revolvers and .357” bore .38 Special CAS revolvers. Besides Black Hills Ammunition, I enlisted Kirst Konverters, EMF Firearms, and Bear Creek bullets to join together on the project. With .38 Special and cartridge conversions of percussion revolvers being more popular, especially with the aging CAS shooter population, I believe there is an untapped market that up to now has been limited by the lack of suitable ammo for the .38 Colt conversions. (This partnership will be detailed in the upcoming Part 2 of this article series.) But before we discuss the cartridge, first we need to understand the guns that used it.

.38 COLT HISTORY

In 1836, Samuel Colt introduced his five-shot, .36 caliber Paterson Model revolver. Weighing in at two pounds,

twelve ounces, and offering five rapid shots as fast as you cocked the hammer, it was an instant sensation. Colt immediately sold Paterson revolvers to the US Army for use in the second Seminole War. The troops, who were used to single shot, 1805 Harper’s Ferry (flint and percussion) pistols, loved the unprecedented firepower the new revolver gave them. In 1839 the Texas Republic bought 180 of the Paterson revolvers for its Navy and in 1843 Texas Ranger Captain Jack Hayes bought Paterson revolvers for the Texas Rangers.

In 1847, Colt marketed his massive four and a half pound .44 caliber Walker Model revolver, and in 1849 started selling the scaled down and improved four and a quarter pound .44 Caliber Dragoon revolvers. These Dragoons, while handier than the massive Walker, were still too large to carry in a belt holster. Like the Walker revolver before them, they were designed as “Horse Pistols” to be carried in Pommel Holsters on the



ORIGINAL COLT 1851 PERCUSSION (PHOTO FROM THE WEB).

saddle. Colt also produced some small .31 caliber Pocket Revolvers in 1849, but soon realized there was a demand for an improved, portable, holster revolver like the Paterson.

In 1851, Colt introduced his six-shot, .36 Caliber "Navy Model" revolver. At two pounds, nine ounces, and 13 inches in length, the Navy Model carried easily in either holster or a belt. It was an instant success. With its distinctive 7.5-inch octagonal barrel, graceful walnut grips and brass grip frame that just seemed to naturally point the revolver at the target, and it is engraved cylinder (a depiction of the Texas Navy's battle of Campeche in 1843), the Colt Model 1851 was a striking piece of the gun-maker's art. More than 272,000 of the 1851 and 32,000 of the .36 caliber 1861 Navy revolvers were produced between 1851 and the 1880s. When you add the 40,000 Colt 1862 five-shot .36 caliber pocket and Police Model revolvers, that is almost double the 1860 .44 Colt's

ite in the American West well into the 1880s! The famous Wild Bill Hickok carried a pair of 1851s butt forward in a red sash. Other notables who preferred the 1851 or its later cartridge conversions are Doc Holiday, Ned Kelly, Bully Hayes, Robert E. Lee, Nathan Bedford Forrest, Jack Hayes, all of Quantrell's Raiders, "Bigfoot" Wallace, and most Texas Rangers prior to and during the Civil War.

With the advent of metallic cartridge conversions in 1869, the popularity of the .36 caliber revolvers was assured for years to come. Originally, the .36 Colt (both five-shot Police and Pocket, and six-shot Navy) were converted to a short .38 cartridge in either rimfire or centerfire. This cartridge generally had a 129-grain, .375" diameter heeled bullet in a copper (rimfire) or brass (centerfire) .675" long case with about 12 grains of black powder. This loading was found to be somewhat lacking, so the .38 "Long Colt" round was developed.

Further research showed these .38 conversions outnumbered the .44 caliber metallic cartridge conversions three to one! Colt made only about 11,000 total of the Richards and Richards-Mason .44 Cartridge conversions (not counting owner 1860 guns returned to convert and sent back). The .38 conversions, on the other hand, numbered more than 31,000 produced in both centerfire and rimfire. Of those, 6,000 were 1851 and 1861 conversions, and another 25,000 were their .36 caliber, five-shot Police and some pocket models. (This also excludes percussion .36 caliber revolvers returned by their owners to convert.)

By the sheer force of numbers, it stands to reason the .38 cartridge conversions would have been more common on the frontier! Phil Spangenberg listed the 1851 Colt ahead of the 1860 and .44 conversions in importance on the frontier. He stated, beginning with the California Gold Rush, the 1851 Navy and its conversions were Colt's most popular revolvers until the eventual widespread proliferation of the 1873 SAA in the 1880s (in the 1870s, most of the 1873 production went to the military). That is further evidenced by the fact that Colt .38 conversions were continuously produced until 1880, whereas .44 Conversions ceased to be produced in 1873.

That gave the .36/.38 revolvers a 30-year run of popularity, where .44 caliber Colts and conversions had only a thirteen year production run. This lon-



ORIGINAL COLT 1851 CARTRIDGE CONVERSION (PHOTO FROM THE WEB).



LEFT TO RIGHT — .38 LONG COLT, ARMY LOADING; .38 SHORT COLT; .38 LONG COLT, NAVY LOADING (AUTHOR'S COLLECTION).



ASSORTED HEELED BULLET .38 LONG COLT NAVY CARTRIDGES (PHOTO FROM WEB).



ASSORTED INSIDE LUBED .38 LONG COLT ARMY LOADING (AUTHOR'S COLLECTION).

gevity of production, as well as the sheer numbers that were produced certainly implies how popular the “underpowered” .36 percussion/.38 Long Colt revolvers were. According to several sources (Venturino, McDowell, Spangenberg), the 1851 and its conversions were one of the most popular revolvers in the Colt lineup until well into the 1880s.

There is documentary evidence the US Navy was still issuing and using 1851 and 1861 .38 Colt centerfire conversion revolvers in 1888, as in that year they switched from US Cartridge Co. ammunition to Union Metallic Cartridge ammunition specifically for their 1851/1861 conversions. The US Navy never adopted the 1873 SAA Colt like the Army did. Back in those days, they probably thought, “if it isn't broke, don't fix it.”

In 1892, the Army adopted the new Colt double action .38 caliber “Army Model”. It originally continued using the .375” bore of the 1851 conversions. The Army, however, introduced a new .38 Long Colt “Army Load” that used a 150-grain .358” diameter, inside lubed, hollow base bullet in a slightly longer 1.03” case. The rationale was to have a bullet that did not collect debris like the outside lubed, heeled bullets of the earlier Navy Loading. The hollow base .358” bullet obdurate (expanded) to fill the .375” bore, giving acceptable accuracy at standard pistol ranges.

The Navy finally adopted the Colt DA 1892 Model in 1895 to replace their 1851 and 1861 .38 cartridge conversions, but kept issuing the .375” diame-

ter, outside lubed, heeled bullet .38 Colt load, now referred to as the Navy loading, whereas the Army continued to use the 150-grain, hollow based, .358” diameter inside lubed bullet.

LET'S TALK ABOUT POWER

In the 19th Century, shooters were not fixated on “firepower” and “stopping” power to the degree modern shooters are. We seem to suffer from “magnumitis” now days! In the 1836 to 1890 period, generally speaking, if it did the job most of the time, it was good enough. Also consider that in that same period of time, the average male was 30 pounds lighter and three to four inches shorter than his modern counterpart.

The .38 Colt Navy loading of a 150-grain, .381” heeled bullet over 20 grains of powder was decent for the time, giving around 200 ft lbs of energy. That is about or slightly less than the BP loaded .44 Colt with a 210-grain bullet, and 70 percent of the .44 Russian's 300 ft lbs with its 246-grain bullet. The .38 Long Colt certainly would have been a better stopper than the pocket revolvers in .32 and .38 S&W/Colt short. In fact, the Long Colt's foot pounds of energy puts it in the same power range as standard velocity .380 ACP, a popular self defense round for more than 100 years! Also consider the .36 caliber 1851 Colt was a favorite on both sides of the American Civil War. In that long, bloody, four-year conflict, the 1851 was never accused of being ineffective, using essentially the



Evil Roy

OVERALL NATIONAL &
OVERALL WORLD CHAMPION

EVIL ROY PISTOL-TUNED AND MATCH READY
1873 RIFLES-TUNED AND SHORT STROKED OR STOCK
CIMARRON 1878 COACH GUN-TUNED OR STOCK
SASS RUGER VAQUERO-TUNED & JEWEL-CONSEC S/N PAIR

EVIL ROY TRAINING DVD'S
 Handgun, Rifle, Shotgun, Gun Handling, Wild Bunch
SHOOTING CLASSES IN TEXAS BY APPOINTMENT

NEW IMPROVED EVIL ROY LEATHER LINE

New fully steel/leather lined holsters keep the holsters rigid and adjustable for tension for years. Compress the holster for a slightly tighter fit or expand it for a looser fit. Allows a shooter to choose tension low on the barrel or on the cylinder. The higher 1880's style sides make for a longer funnel for reholstering your firearm and for better retention. The front of the holster is cut down and the trigger guard exposed for a fast draw. Available in strong side, cross draw or muzzle forward.

Made by Ted Blocker Holsters, Quality Leather Products for 40 years.



Check our NEW WEBSITE for pricing, additional firearms and other products.

WWW.EVILROY.COM
(970) 385-4141 evilroy@evilroy.com

Free Shipping on orders over \$150, Lower 48 states



EMF/PIETTA 1851 NAVIES WITH KIRST .38 COLT KONVERTERS (AUTHORS COLLECTION).

same load as the .38 Colt cartridge.

Until the ascendancy of the 9mm with effective hollow point loads around the Mid-1990s, the .38 Special was the most common pistol round used by both law enforcement and civilians for almost 100 years. When I started in law enforcement in the 1970s, it was .38 specials (in .357-framed revolvers) that was the standard. In 100 years, a awful lot of people on both sides of the law met their demise from the .38 Special.

It was not until the failure of the 1892 Colt .38 caliber against drugged up Moro warriors in the Philippine Moro Rebellion in 1899-1913 that the concept of handgun stopping power took hold (giving rise to the Colt 1911 .45 Caliber pistol).

Today, the vast majority of CAS shooters do not understand the importance the .38 Colt revolvers played in the opening of the American West. Many, as I did before starting this project, think of it as an unimportant footnote, or lesser-used cartridge. The role the .38 Colt cartridge actually played is far more significant than it gets credit for.

THE .38 LONG COLT TODAY

Few Cowboy Action Shooters™ shoot those original .38 Colt conversions in SASS matches today. Replica .38 Colt conversion 1851, 1861, and 1863 Remington revolvers by Uberti, with their .358" bore for modern ammo, are fairly common, as are other types of single action revolvers in .38 Special.

What is becoming even more com-

mon, however, are shooters converting their own black powder "cap and ball" revolvers to metallic cartridge firing firearms, much the same as was done in the 19th Century. Arms from Uberti and Pietta (sold under various importers' names) are being readily converted to use cartridge cover cylinders from Walt Kirst of Kirst Konverters and Kenny Howell of R&D Gun. Currently, I personally own four percussion revolvers (all Piettas from EMF) converted to cartridge with Kirst Konverters. Two are .44s (an 1860 Colt and 1858 Remington) converted to .45, and two are .36s (both 1851 Colts) converted to .38 Colt.

Those converting .44 caliber percussion revolvers to .45 Colt have it easy. The nominal bore of the percussions runs around .454" so accuracy is very good. Those who choose to convert .36 caliber percussion revolvers have a problem. The percussion revolvers all maintain nominal bore diameters of .375" just as the originals did. Modern .38 Special and .38 Long Colt (from Black Hills) cartridges have .357/.358" diameter bullets. In order to have any accuracy, you must load heeled .375" bullets (a process NOT for the impatient!), shoot soft lead, 148-grain wadcutters like those from Black Hills, or go through the expensive process of lining your .375" bore with a .358" barrel sleeve.

While all of the above options give great accuracy (at least based on my initial testing), use of standard .358" diameter non-hollow base bullets that people use in .38 Special factory pistols give "minute of pizza pan" accuracy from the

unmodified .36 caliber .375" bore of the percussion revolvers. True, if you are only three yards from a 24" X 24" plate at some of the more "speed conscious" matches, you will still probably hit the target. To a purist like myself, that is not acceptable.

Until the 1960s, both Remington and Winchester still produced the 150-grain, round nose, hollow base 1892 Army Load version of the .38 Long Colt. The now defunct "Cowboy" line of Ten-X actually successfully reproduced this load for a short time, but they have since shifted their ammunition focus to the 21st Century. This cessation of production of the 150-grain RNHB .38 Colt round created a void for both those shooting original .375" bore revolvers (1851/1861 conversions, 1877 Colt Lightning, and 1892 Colt Army), and those converting current Pietta and Uberti replica .36 caliber revolvers to cartridge revolvers (who are not limited to Cowboy Action Shooters™ by any stretch of the imagination!)

It was my researching of the .38 Colt cartridge and options for it that caused me to reach out to Black Hills Ammunition, Kirst Konverters, Pietta/EMF Firearms, and Bear Creek Bullets to partner in a project to study the feasibility of re-introducing the hollow base, round nose .38 Colt 1892 Army loading. Part two is coming up in a future *Cowboy Chronicle* article.



LOADING CHANNEL MILLED IN PERCUSSION REVOLVER RECOIL SHIELD TO ALLOW CARTRIDGE LOADING (AUTHOR'S COLLECTION).



ORIGINAL .38 LONG COLT CARTRIDGE LABEL, CIRCA 1870S-1880S.


HISTORY

CARRIE NATION, THE TIGRESS OF TEMPERANCE

BY BIG DAVE, SASS #55632

Imagine you're living in Kansas at the beginning of the twentieth century. You walk into your favorite saloon after a hard day's work and order a beer. As you start to drink it, a group of women enters the place and begins to sing hymns. A tall woman with a grim visage delivers a sermon and reads from a Bible. "How annoying," you think, then the horror unfolds. In her other hand, the one not holding the Bible, she has a hatchet. "No!" you think, but it's too late. She begins laying the entire place to waste, smashing bottles, barrels, taps, the nice bar on which you are resting your elbow, anything in sight, to the tune of off-key hymns and unwanted proselytizing. The best course of action is to down the beer in a hurry before she smashes the glass you're holding.

In fact, this imaginary scenario occurred many times. The tall woman was Carrie Nation, the most outspoken and radical member of the temperance movement, who sought to fight the demon rum by literally taking a hatchet to everything with which it was associated. The only redeeming thing in my



CARRIE NATION'S ZEALOTRY RESEMBLED THAT OF ANOTHER FIGURE IN KANSAS HISTORY, JOHN BROWN.



THE MOST FAMOUS PHOTO OF CARRIE NATION.

opinion is she confined her destruction to inanimate objects.

Carrie Nation was born Carrie Moore in 1846 in central Kentucky. Her family was slaveholders. They moved several times before settling in Belton, Missouri in 1854. During the Civil War, the family relocated again to Texas. There was some mental illness in the family and Carrie's mother, Mary Moore, suffered from delusions. According to some sources, Mrs. Moore came to believe she was Queen Victoria. By 1890, she was confined to an insane asylum in Nevada, Missouri. She died there three years later.

When the Civil War ended, the Moore family moved back to Missouri, where Carrie met her first husband, Charles Gloyd. Charles, who had been a surgeon in the Union Army, was by then a raging alcoholic. Carrie's family wasn't thrilled about the marriage, but they married anyway in 1867. Charles managed to sire one daughter, whom they named Charlien, before drinking himself to death in 1869. It doesn't take a genius to understand this cemented Carrie's hatred of alcohol.

Carrie later obtained a teaching cer-

tificate and became a schoolteacher in Holden, Missouri. In 1874 she remarried a minister named David Nation. She, David, her daughter Charlien, David's daughter, Lola, and her former husband's mother moved to Texas where the family ran a hotel. David Nation wound up on the wrong end of a post-Civil War political battle and the family had to relocate yet again to Kansas.

In the early 1880s Kansas had passed a law making the sale and manufacture of liquor illegal. The problem, at least for those who approved of the law, was it was only sporadically enforced. The sale and manufacture of alcohol was considered a misdemeanor and many saloons simply paid the fines and remained open. Carrie had founded a local chapter of the Women's Christian Temperance Union by then. It must have been galling for her to see the Kansas prohibition law was a joke. Sometime around 1900, she had a vision from God.

Until then, she had been content to insult saloonkeepers and subject them to readings from selected passages of the Bible. However, her vision demanded she go a few steps further. Alcohol and the

places that encouraged its consumption had to be destroyed. She was rather like another figure from Kansas history, John Brown, except her pet peeve was alcohol instead of slavery. Carrie Nation even looked like a female version of Brown.

Her first destructive efforts involved walking into saloons, reading some dreary invective from the Bible, and throwing rocks at windows, bottles, mirrors, and taps. Carrie's husband David made an offhand comment to the effect that a hatchet would be more effective. After replying that her husband had just made one of the more sensible suggestions of his life, she began using a hatchet to accomplish her goals. Over the next few months, she smashed up four saloons, three mirrors, 211 glasses, and caused the demise of 26 gallons of beer and whiskey. Carrie and her husband were divorced in 1901, the same year President William McKinley was assassinated. Upon learning of McKinley's death, she apparently applauded the act because she believed McKinley liked to take a drink or two in private. Although Carrie professed to love humanity, she really doesn't seem to have cared much for individual people.

For the next decade, Carrie Nation rampaged across Kansas, smashing saloons and getting thrown into various jails. Even though she was arrested more than 30 times for disturbing the peace and destroying private property, these confrontations only increased her zealotry. She paid her fines from the proceeds of her lecture tours. In addition to temperance, Carrie was an advocate of women's rights, especially the right of suffrage, which was guaranteed nine years after her death. She was particularly offended by the corset, which she considered to be an unhealthy contraption designed to degrade women.

Later in her life, Carrie Nation began to appear in vaudeville acts and music halls. Not surprisingly, she got mixed reviews. Her warm and sunny personality did not always connect well with audiences and in 1909 she abandoned these venues after someone in London threw an egg at her.

Eventually Carrie moved to Eureka Springs, Arkansas where she founded a shelter named Hatchet Hall for the families of alcoholics. She continued to deliver sermons, but her health was in decline. She collapsed during a speech and was



SOME SALOON OWNERS REACTED WITH HUMOR TO CARRIE'S RAMPAGES.

tively. The 19th Amendment, which guaranteed women's suffrage was a much needed and long overdue reform. The 18th Amendment, which, prohibited the manufacture, sale, and transportation of intoxicating liquors, is much more controversial. Most historians consider the Prohibition Amendment to be an utter failure. It did not stop people from drinking and was one of the most ignored pieces of legislature in American history. The people who benefited most from the 18th Amendment were bootleggers, moonshiners, and organized criminals. In addition, it led to the rise of speakeasies, which were much more nefarious, sleazy (and fun) than neighborhood saloons. After more than a decade of uselessness, the 18th Amendment was repealed.

When Carrie Nation was applying her "hatchetations," as she called them, America was undergoing one of its periodic spasms of social justice. The first decade of the 20th century was called the Progres-

sive Era and produced some much-needed political reforms. However, the era did not fare as well when it attempted to legislate morality. It failed to consider the frailties of human nature and the simple continuity of tradition. For good or evil, many of people enjoy propping their elbow up against a bar and downing a glass of their beverage of choice.

Uncompromising people like Carrie Nation pop up repeatedly in American history. Kansas seems to have more than its share of them, since Carrie was preceded by John Brown and followed by the Westboro Baptist Church which is still in existence today. She would fit in particularly well with the disturbances we're witnessing today. It does not take a far stretch of the imagination to see her whipping up a mob of disgruntled activists to destroy or deface a statue from our "evil" past. Carrie Nation's body may be moldering in its grave, but her ilk is marching on.

Bibliography

Bell, Emily. "The Story of Carrie Nation: The Infamous Ax-Wielding Prohibitionist." *VinePair*, 10 June 2016, vinepair.com/wine-blog/carrie-nation-crazy-bad-ass-avenger-before-her-time/.
 "Carrie Nation the Speakeasy 'Joint Smasher.'" *Drinking Cup*, 4 Oct. 2014, www.drinkingcup.net/carrie_nation/.
 "Carrie Nation." *Wikipedia*, Wikimedia Foundation, 19 June 2020, en.wikipedia.org/wiki/Carrie_Nation.
 Eschner, Kat. "Three Things to Know About Radical Prohibitionist Carry A. Nation." *Smithsonian.com*, Smithsonian Institution, 27 Dec. 2017, www.smithsonianmag.com/smart-news/three-things-know-about-radical-prohibitionist-carry-nation-1809676271/.
 "Prohibitionist Carry Nation Smashes Bar." *History.com*, A&E Television Networks, 13 Nov. 2009, www.history.com/this-day-in-history/carrie-nation-smashes-bar.



NO COMMENT.



TEXAS RANGER CAPTAIN HAYS WITH DOUBLE-BARRELED SHOTGUN CIRCA 1846-1848.

TEXAS RANGERS AND SHOTGUNS

BY SHOT DOC, SASS #54337

A few years ago, I wrote an article on “Rifles, Shotguns, and Knives in the Old West” for my cowboy website — <http://www.shotdoc.com/rifles-shotgunsknives.asp> — that focused on weapons other than handguns used by the Texas Rangers in the old west. From his well-known book on early Texas Ranger history, Frederick Wilkins provided a description of rifles, shotguns, and knives of the early Rangers in his chapter entitled “Tools of the Trade.” He noted the only documented record

he found of shotgun use was from an account on arms captured in an expedition into Texas by Mexican Brigadier General Adrian Woll in 1842. In reports of battles at Salado and San Antonio, Woll reported he captured 165 rifles, 65 muskets, and twelve double-barreled muskets. Wilkins believes the latter were probably shotguns. He additionally acknowledged early Texas Rangers did use shotguns as indicated by requisition records he examined for buckshot. I stated in my article I had seen photos of modern Rangers with shotguns but I had yet to see an early picture of a Ranger with a shotgun.

Such statements often provide a challenge to readers and I recently

received an excellent response from Ronald Lah, who came across my article and statement. He sent me a photo file of a daguerreotype showing the famed Texas Ranger Captain John “Jack” Coffee Hays and two of his men. Hays on the left and the man seated next to him both have double-barreled shotguns over their shoulders. This daguerreotype is believed to be from the Mexican War Era (1846-1848) and would be consistent with the Texas Ranger career of young Hays becoming a captain in 1841 at age 23. He later led his men fighting alongside regular U.S. Army troops while scouting and defending supply lines during the Mexican War.

Another clearer half-plate daguerre-

otype of five Texas Rangers, two with shotguns, is shown here. The Ranger in the middle of the photograph has a double-barreled shotgun by his side. This photo is referred to as the “Rip Ford Five” and is believed to show some of Captain “Rip” Ford’s Texas Rangers circa 1858-1860. The photo was part of an auction of the Texas Ranger Collection of John N. McWilliams in 2013.

Lah’s knowledge of early shotguns, in part due to his experience with Civil War and mountain man reenactment, clearly exceeds mine. For my article, he has supplied me with the following information about the shotguns in the Rip Ford Five photo — “Not only does the man in the center of the photo have a shotgun, it is certain the man at the far left also has a double-barrel. Note the fore stock of his weapon looks like a shotgun stock. It has the long, slender profile and small end cap. More evidence is the back-action lock on his weapon, which in this country was usually found on shotguns and rarely on other long arms. If the weapon of the man at the left were a single-shot rifle, the hammer would not be fully visible as it would appear on the other side,



RIP FORD FIVE.

as with the rifles in the photo.”

As always, I thank Mr. Lah and other readers of my website for helping me keep my articles accurate and updated.

Reference

Wilkins, Frederick. *The Legend Begins: The Texas Rangers* (Austin, TX: State House Press, 1996).

Thousands of Items
for the Cowboy and Black Powder
Cartridge Shooter

HOLSTERS & BELTS

GUNS

BLACK POWDER

COWBOY CLOTHING

LOADED AMMO

Buffalo ARMS CO.

8am - 4:30pm M - F PST
660 Vermeer Court, Ponderay, ID 83852 **208 263-6953**

WWW.BUFFALOARMS.COM

SILVER SCREEN LEGEND XXXIII

A TRIBUTE TO BUFFALO BILL CODY

FEATURING
A DELUXE ENGRAVED SAA
.45 COLT WITH 7 1/2" BARREL
AND A COMMEMORATIVE
BUFFALO BILL WINCHESTER
MODEL 94 .30-30 RIFLE,
COLORFUL NATIVE
AMERICAN STYLE BEADED
HOLSTER, BELT, & CUSTOM
DAMASCUS KNIFE with
MATCHING SCABBARD FROM
THE SHOP OF JOHN BIANCHI

TICKETS \$10 EA. OR 11 FOR \$100
THE DRAWING WILL BE HELD
SATURDAY, DECEMBER 5, 2020
YOU DO NOT NEED TO BE PRESENT TO WIN!

**AN OPPORTUNITY DRAWING
BENEFITING**
HAPPY TRAILS
CHILDREN'S FOUNDATION
COVER HOME
WWW.HAPPYTRAILS.ORG

**FOR MORE INFORMATION OR TO PURCHASE TICKETS
CALL 760.240.3330 OR VISIT WWW.HAPPYTRAILS.ORG**

The Happy Trails Children's Foundation is a charitable non-profit organization under section 501(C)(3) of the Internal Revenue Code. All donations are tax deductible to the extent allowed by law. Discover, MasterCard and VISA accepted, or you may mail your check to: Happy Trails Children's Foundation, Silver Screen Legend XXXIII, 10755 Apple Valley Road, Apple Valley, CA 92308

POEMS



BLACKJACK

By Deslaredo, SASS #91085

The Gambler sat down at the table and passed his bills across
A pile of chips was handed back to him
He was feelin' pretty lucky and in no mood for a loss
But he knew his chances of winning were mighty slim

The game was Twenty-One, they call it Blackjack as a rule
You play against a Dealer with a Bank
So he put some chips down in a square, he thought he was so cool
But as the cards all fell his heart just sank

He pulled a Ten, a Two, a Nine, he thought he had it made
There's just no way that he could lose from here
But then the Dealer laid it down, an Ace, it was a Spade
It joined the King and Blackjack cost him dear

He went again and this time he just doubled his last bet
He had to win those dollars hed lost back
He pulled another Twenty-One, he knew now he was set
But then those frightful words rang out... Blackjack!

He tried all night to beat the odds, he sometimes won a hand
He Doubled Down, he split those Aces wide
But when it counted he went down, which wasn't what he'd planned
He hung his head as Blackjack took his pride

He knew the next time he plays cards the tables will be turned
He'll have a new approach when he comes back
It had been so very costly but this lesson he had learned
You must insure yourself against Blackjack.

TOUGH HOMBRE

By Deslaredo, SASS #91085

I'm a Tough Hombre
And I drink Tequila
When I meet a señorita
I invite her to my villa

I wear a black sombrero
And I love Cerveza Moro
I listen to Flamenco
And I yell out loud El Toro

Yeah I'm a Tough Hombre
And I love a José slammer
They slide down nice and easy
Then they hit me like a hammer

I wear a purple poncho
And I have my own cantina
When I look into a mirror
I see mean and getting' meaner

I like my chilies hot
And I love a spicy taco
I brew my own mezcal
And I grow my own tobacco

I smoke a strong cigar
And I love a margarita
Because I'm a Tough Hombre
And I drink tequila by the litre.

PROFILES

COWBOYS — SO MUCH MORE THAN JUST FRIENDS

BY OZARK BELLE, SASS #96748

“Come for the shooting. Stay for the friends.” We all know one of the major joys of Cowboy Action Shooting™ is the people we meet — those Cowboys and Cowgirls who become friends and sometimes more. Curly Duke (SASS #41693) and his cowgirl Dainty Daisy (SASS #48021) know that better than most.

A few years ago, Dave was diagnosed with stage-four kidney failure and was told he needed a transplant. That was when he learned Cowgirls will not only give you the shirt off their backs, sometimes they'll sacrifice even more than that.

“In February of 2018, my kidney function had dropped to 16. Dialysis would start soon if I dropped anymore [and] I was having other health issues because of the kidney failure. My doctor said it was time for me to contact a transplant hospital and get on a transplant list. Many things went through my mind — my wife Dainty Daisy, my kids, and not seeing my grandkids grow up.

“A few weeks later, with my family sitting around the dining room table, the transplant nurse talked with us all about kidney transplants, what to expect, what we needed to do, things we needed to make decisions about, and lastly, how we could talk to people about being tested to be a live kidney donor. That was a very hard concept for me. I was the one to always help others, that's the Cowboy way. Not to ask someone else to sacrifice so much for me. I just couldn't do it.”

Fortunately, Dainty Daisy didn't hesitate to ask for help and prayers. She put out on social media that “Curly Duke Needs a Kidney Transplant” and she began to pray. In short order four Cowboys and Cowgirls stepped up to be tested — Skihi John (SASS #57443), Buckshot Baby (SASS #69563), Ozark Annie (SASS #87094) and Shay D Lady (SASS #80061). When Shay D Lady heard about the need for a kidney, she had no doubt she would be that donor.

“The moment I read the Facebook post,” she said, “I looked at my husband [Lost Camp – SASS #32014] and said, ‘I'm his donor.’”

Curly Duke explained, “Shay D Lady called me and said, ‘Curly I'm the one, I'm sure I am. You are a husband, father, and grandpa, I want you to have my kidney, I know God wants me to do this.’”

Being approved as a donor is not a quick process. “The sacrifice is huge for the donor — lots of testing, lots of blood draws for 30 vials of blood, CT's, x-rays, and much more testing, not to mention traveling to St. Louis many times,” a three-and-a-half hour drive each way, just so Shay D Lady could be approved to be Curly Duke's donor. Surgery was set for early November 2019 at St. Louis University Hospital and everyone prayed hard that Curly Duke would soon ride the range again.

Their SASS club members and many Cowboy friends also stepped up, buying t-shirts, holding raffles, donating hotel room points, all to help cover the many expenses they would incur with the surgery and for the weeks they had to live away from home. The day before surgery, they all loaded up and headed to St. Louis, but on the way there they received another setback that no one, including the surgeons, had foreseen. The insurance had denied the surgery at the last moment, citing test numbers that were not “in range.” In other words, he wasn't yet sick enough.

As Dave's health rapidly deteriorated, the doctors worked with the insurance company to reschedule the surgery before he had to begin dialysis. It was a grim time. But you can't keep a Cowboy down. Finally, in mid-December, Curly Duke and Shay D Lady “met” in preparation for surgery. Everything went smoothly and Curly was back on his feet in record time. Only a few days after surgery, Shay D Lady headed home to recuperate in her husband's care, and soon Curly Duke and Dainty Daisy settled into a hotel near the rehabilitation hospital.

Now, with the 2020 shooting season underway, Curly Duke is healed up and raring to go. “Like I said, Cowboy/Cowgirl shooters are the best people in the world, not only will they give you the shirt off their back, they will give you their kidney if they need to.”



SHAY D LADY AND CURLY DUKE.



CURLY DUKE (CENTER) WITH DAINTY DAISY (LEFT), LOST CAMP, AND SHAY D LADY.



40 YEARS
ANNIVERSARY



END OF TRAIL

20  21

WORLD CHAMPIONSHIP *of*
COWBOY ACTION SHOOTING™

DEDICATED TO THE MOVIE
RIO BRAVO

June 17-27, 2021

FOUNDERS RANCH | EDGEWOOD, NM

**Join us next year for the best rootin' tootin'
match you've ever seen
— four decades in the making!**

REGISTER ONLINE
OR BY PHONE: (505) 843-1320

ENTRY FORM AVAILABLE
FOR PRINT/DOWNLOAD AT:
SASSNET.COM

REGISTER BY APRIL 1ST 2021 & SAVE \$25

TRAILMARKERS

DOC BONES, SASS #158 MAY 13, 1941 – AUGUST 4, 2020

BY TEX, SASS #4

Riverside, CA – Doc Bones was an early SASS Life-Member (1988) and SASS Wild Bunch Board Member (1992 – 2003). He was inducted into the SASS Cowboy Action Shooting Hall of Fame in 2010. We lost him after a long illness this past August.

Doc Bones wasn't just a good ol' cowboy from Tulsa, OK. He started his adult life as a football player for the University of Tulsa, as well as an athletic trainer and began a life-long career as a body builder. He competed in numerous body-building events and ultimately became friends with Arnold Schwarzenegger. By then, he was well entrenched in Southern California and even drifted into the Hollywood scene. He owned and operated a body-building gym in Southern California and found his way into the movies, securing an on-screen part in Clint Eastwood's movie, *The Eiger Sanction*.

Doc was also an excellent Doctor of Chiropractic Medicine. He was the Director of Physical Medicine at Bristol Park Medical in Orange County, CA for many years.

Doc was always a cowboy at heart. He was straightforward, honest, respectful, and capable... all the traits one would expect of a cowboy. His word was his bond. He married twice. The second time he settled in Riverside County, CA on an equestrian property with more horses than most could handle... and the ultimate love of his life, Mariah, SASS #16114. He was a wonderful role model for his son, Bryan.

Doc was not just an ordinary cowboy... he loved to shoot and he loved to ride! He was a skilled machinist and gunsmith, a talented leather worker, a great storyteller, a good stage designer, and an all-around great guy. He was an expert rifleman and thoroughly enjoyed



DOC BONES – WILD BUNCH BOARD MEMBER AND DIRECTOR OF SASS MOUNTED SHOOTING.

the long-range rifle competitions.

Doc "invented" an event that has been replicated numerous times around the country – "Just Shooting." This is a Cowboy Action Shooting™ match that has no prizes and no banquets... just bragging rights at the end! In Doc's case, this meant a multi-day match with significantly more than just 12 stages where competitors had to crawl under wagons, jump from buckboards, shoot prone, and handle all the other "problems" our Old West fantasy cowboys had to handle while making the West safe for God-fearin' families! It was a lesson to all match directors — prizes and awards are not required to have a great Cowboy Action match... our folks love to shoot... all they need is a venue!

Doc was a cowboy... that meant he was a horseman. Once Mounted Shooting became a part of SASS, Doc accepted the mantle of being the

SASS Mounted Shooting "guru" and began traveling the county, setting up Mounted Shooting matches and advising match directors of the nuances of hosting a successful Mounted Shooting event. He is credited with being the founder of the national SASS Mounted Shooting program. He wore out at least one truck pulling "Sonny" and horse trailer coast to coast numerous times.


My other memory of Doc is his ability to "antique" his firearms. His "secret" was to soak them in horse urine. (What else?) It was a suave move... no matter how good they looked... no one else was willing to touch them!

Doc was a stabilizing influence on the SASS Wild Bunch Board. He was always highly respected... although none of us ever told him that. He has been in our thoughts ever since... and will be sorely missed!

DIXIE Gun Works, Inc.

Where "Hard-to-Find" becomes easy.

For generations, re-enactors, modern hunters and competitive shooters have looked to the **DIXIE GUN WORKS'** catalog for the hardest to find blackpowder items. Our all new **2021** catalog continues the tradition with the world's largest selection of blackpowder replica arms, accessories, antique parts, muzzleloader hunting and sport shooting equipment.



PROFESSIONAL SERVICE AND
EXPERTISE GUARANTEED

ORDER TODAY!

STILL ONLY
\$5.00

VIEW ITEMS AND ORDER ONLINE!

www.dixiegunworks.com

Major credit cards accepted

FOR ORDERS ONLY (800) 238-6785

DIXIE GUN WORKS, INC.

1412 W. Reelfoot Avenue

PO Box 130 Dept. 57 Union City, TN 38281

INFO PHONE: (731) 885-0700 FAX: (731) 885-0440

EMAIL: info@dixiegunworks.com

STRETCH MAGOON SASS #27137

Roger William Burnley (Stretch Magoon), age 87, passed peacefully in hospice July 29, 2020 following a traumatic brain injury. A long-time resident of Pahrump, NV, he was a Navy Veteran, owned Pahrump Valley Insurance, was an elite insurance salesman for most of his career, and was an involved member of his community.

In SASS, he is fondly remembered for a shooting a table at one match he attended. He was well liked and known for his tall tales. He loved shooting, drinking, cigars, dancing, and playing pool. He was preceded in death by his wife, Patricia, and is survived by five step-children, 13 great grandchildren, and 34 great-great grandchildren. He is also survived — and missed — by many friends and outlaws.



STRETCH MAGOON



WR
WARTRACE REGULATORS



present

THE SASS TENNESSEE STATE CHAMPIONSHIP

October 8-10, 2020

THE REGULATOR'S RECKONING

PRODUCED BY
THE WARTRACE REGULATORS

10 Side Matches, Wild Bunch Match, Black powder/Smokeless Match on Thursday
Man on Man Match Friday Afternoon
Chili Contest and Supper Thursday Afternoon
12 Main Stages (6 on Friday and 6 on Saturday)
Dinner, Side Match Awards, Door Prizes on Friday night
Banquet, Main Match Awards, Door Prizes on Saturday night

Limited to 225 shooters SASS Members Only
All SASS Rules Apply

Visit our Web Site for category list, registration form and schedule

<http://www.wartraceregulators.com>

QUESTIONS?

Call Whiskey Hayes (931) 703-8274 or email bill_may@b-f.com

Call Papa Dave (931) 636-7115 or email papadaveb17266@att.net

Or visit our Web site: <http://www.wartraceregulators.com>



WR
WARTRACE REGULATORS



MATT DILLION SASS #3115

BY JERSEY KID, SASS #287

Matt Dillion, aka Donald R. Gilchrist, a lifelong resident of Van Buren County, MI, passed away Thursday, September 10, 2020. He is survived by his son, Roger Gilchrist, and daughter Pamela Gilchrist Corson, her husband Glenn Corson, as well as Don's partner of several years, Billi Cobb.

Don was a well-known figure in Southwestern Michigan, given his 6-foot 7-inch frame, giant cowboy hat, and a wide array of lasting friendships.

As an athlete, he and his team won the 1954 State Basketball Championship for Gobles High School. Don was a professional land surveyor all of his life. Remarkably, he was the Van Buren County Surveyor for 46 years! Don also served as a deputy in the Van Buren County Sheriff's Office Mounted Division, and was a long-time Boy Scout troop leader.

With a deep interest in late 1800s cowboy life, Don's passion and hobby was participating in the Single Action Shooting Society matches, where he was a friend to all. He traveled with his horses, Casey and Dottie to Edgewood, NM where he competed often at END of TRAIL. Staying true to his

SASS name, Matt Dillion always rode his buckskin Casey and participated in all the mounted events of the week. He was a great man and he will truly be missed. R.I.P. old friend, it was great to ride the river with you. Adios.



MATT DILLON AND CASEY

WILD BUNCH

HISTORY OF THE 1911

BY J. FRANK NORFLEET, SASS
#93685

The patent dates on early Colt 1911 pistols tell the story of the development of John Browning's masterpiece. Roll stamped onto the left side of the slide are five patent dates – April 20, 1897; September 9, 1902; December 19, 1905; February 14, 1911; and August 19, 1913. These patent dates are milestones in the development of the Colt 1911 pistol and its adoption as the official sidearm of the U.S. Military. With input from the Army Ordnance Department, John Browning worked on his design for a decade and a half.

In the early 1890s men and events came together to create the perfect atmosphere for the development of the Government 1911. The three parties were the Army Ordnance Department, the corporate leadership of Colt, and the Browning company. At the end of the 19th century the U.S. Military realized they needed a new service pistol. Semi-auto pistols were just beginning to be developed and the leadership of the Army Ordnance Department had the foresight to see that the new pistol should be a semi-auto as reliable as a revolver in a sufficient caliber. In search of this new pistol, they began soliciting designs for testing in the late 1890s.

Since Samuel Colt's death in 1867, the firearms company that bore his name had cautiously managed to preserve a steady income stream for his widow. The lifeblood of Colt, Inc. had always been government contracts. Colt's corporate structure changed in the late 1800s with managers willing to take more risk. The firearms industry was changing with the invention of automatic weapons and smokeless powders. These new corporate leaders purchased Mrs. Colt's share in the company and began to aggressively move in that direction.

John Moses Browning (1855-1926) is arguably history's greatest firearms designer. He and his two brothers carried on their father's gunsmithing busi-

ness. Notably, the older brother, Matthew S. Browning became the business genius behind the Browning company. Many historians believe without Matthew, John Browning's designs would have never made it to market. Beginning in 1891, Matthew pursued a relationship with Colt for the development of Browning designs. While promoting machine

gun designs to Colt, the Browning brothers signed a royalty agreement with Colt on July 24, 1896, giving Colt the exclusive right, license, and privilege to manufacture and sell automatic pistols covered by Browning patents in the U.S. and its territories. John Browning designed all the automatic pistols manufactured by Colt at that time.



MODEL 1900



MODEL 1902



MODEL 1905

The first Browning-designed pistol manufactured by Colt was the .38 caliber Model 1900. JMB had designed this pistol in 1895 and U.S. Patent No. 580,924 was granted on April 20, 1897. This is the first patent leading up to the 1911. Colt submitted a pistol of this design to the military trials that began in February, 1900. The pistol excelled over the competition and Ordinance Department purchased 100 pistols for field trials. These were the first semiautomatic pistols purchased by the Army. Later that year the U.S. Navy purchased 250 more of the same pistol.

The field trial results were disappointing and testing officers recommend a number of changes. The Model 1900 featured a manual safety combined with the rear sight. When the rear sight was raised, the safety was in the fire position. Two hands were required to manipulate the safety, which is not acceptable for a combat pistol. The testing officers also felt the pistol was poorly balanced and recommended a longer grip. The Ordinance Department ordered 200 more pistols for testing, with a number of design changes. Colt was able to incorporate all their recommended changes except for the longer grip and changing the sight safety.

At the end of the testing, a report from Captain James A. Cole, 6th Cavalry, outlined the defects of the Model 1900: 1) The ejection port was too small, sometimes catching the case as it was ejected. 2) The magazine follower caused the top car-

tridge tilt up too high causing a jam at the chamber entrance. 3) The grip was too short. 4) Both hands were required to get the pistol in action. 5) A lanyard loop was needed on the magazine to prevent loss. 6) The pistol required a rebounding (inertia) firing pin.

Even though the Model 1900 was not accepted for military service, Colt sold it commercially until 1907. In 1902, the name was changed to "Automatic Colt Pistol, Sporting Model." Some of the later pistols have a September 9, 1902 patent date added to the slide even though they are the earlier Model 1900.

The Model 1902 Automatic Pistol, Caliber .38, featured a number of improvements resulting from the Army's criticisms of the Model 1900. On September 9, 1902, John Browning was granted U.S. Patent No. 708,794 for these improvements: 1) The sight safety was

eliminated and replaced with a fixed rear sight. 2) A shorter bronze inertia firing pin held back by a coil spring was used. This allowed the pistol to be carried with the hammer down on a chambered round. Thus the pistol could be brought into action by simply cocking the hammer with the thumb of the firing hand. 3) A slide stop was added to hold the slide open after the last round of the magazine was fired. 4) A longer grip was incorporated, which also increased the magazine capacity by one. 5) Forward slide checking instead of rear serrations was included. In July 1902, 200 Model 1902 pistols were delivered to Springfield Armory for testing. A test report from the 2nd Cavalry concluded Model 1902 pistols were not acceptable for military service. Even though the Model 1902 wasn't accepted by the military, Colt continued to sell this model commercially for another 26 years



MODEL 1909



Trusted

When your reputation is on the line, trust in the industry leader in performance and accuracy.

Oregon Trail® guarantees your satisfaction unconditionally.
 As shooters, we have absolute confidence in Oregon Trail® bullets, the confidence you need when your shot has to count.

- No leading
- Silver alloy yields extreme accuracy

1-406-883-0741

Oregon Trail® is a registered trademark of Oregon Trail Bullets Company. © 2020 by Oregon Trail Bullets Company. All rights reserved.

oregontrailbullets.com



MODEL 1911

with a good sales record. John Browning continued to work with the Ordnance Department to develop an automatic pistol for the U.S. military.

The Board of Officers concluded on March 18, 1904, that the new U.S. military pistol be not less than .45 caliber. This ended all consideration of a .38 caliber pistol. John Browning designed a .45 pistol using the same basic concept of the Model 1902. The barrel locking system was improved to take the increased recoil of the .45 round. Patent No. 808,003 was granted on December 19, 1905 for this pistol and it was designated Model 1905 Automatic Pistol, Caliber .45.

In 1906, the Chief of Ordnance invited submissions of .45 caliber automatic pistols or revolvers for a competitive test. All firearms were required to be chambered in an experimental round developed by Frankford Arsenal. Colt submitted two Model 1905 automatic pistols and two revolvers. The Frankford Arsenal ammunition was unsatisfactory and commercial ammunition made by the Union Metallic Cartridge Co. was procured so the tests could proceed. At the end of the tests, the Board recommended three troops of cavalry be armed with Colt automatic pistols and three troops be armed with Savage automatic pistols. All were to be chambered with Model 1905 type commercial .45 ammunition. In 1907, 200 Colt pistols, 200 Savage pistols and 100,000 rounds of ammunition were ordered. These 200 Colt pistols were modified per the Board's requests as follows: 1) Spur hammer. 2) Nearly vertical ejection. 3) Grip safety. 4) Stronger trigger stirrup. 5) Lengthened trigger stirrup pin. 6) Load-

ed chamber indicator. They were designated as Model 1907.

The field tests for both designs were disappointing. The Colt pistols were plagued with broken parts, malfunctions and jams. This caused Colt to withdraw all their pistols for repair and alterations. New improved parts were installed: modified stronger sears, a new style of grip safety, new style of hammers, ejection ports were enlarged, and other minor alterations. The new style grip safety featured a longer tang, which allowed the cocked hammer to be lowered with one hand. By cocking the hammer beyond full cock, the hammer depressed the lengthened tang of the grip safety and released trigger. The trigger could then be operated with the trigger finger of the hand operating the hammer allowing the hammer to be lowered gently on a chambered round. This design feature was later used on Model 1911 pistols. The altered pistols gave favorable results but were still not ready for acceptance. The field trials were helpful more for development than as a test.

When it became evident the Model 1907 pistol was not acceptable for U.S. military service, Browning designed a completely new, improved Colt .45 automatic pistol known as the Model 1909. This model is the true forerunner to the 1911, but the earlier patents were still applicable and included in the roll stamp on the slide. Since it was a prototype, no model designation was given, but it is commonly known as the Model 1909. The slide is removed from the front. On earlier models the slide was removed rearward which meant it could accidentally come off toward the shooter during

firing. The barrel had one link instead of two and an extension was added on the barrel to guide the cartridge into the chamber, reducing jams. The magazine release was moved to the left side to make it more accessible for the thumb of the shooting hand (sorry lefties). The hammer could be lowered from full cock with one hand as in the modified Model 1907 pistols. These and other improvements were included in patent number 984,519, granted to John Browning on February 14, 1911.

In 1910, the Model 1909 was tested by several service boards with favorable results. The Infantry and Cavalry boards expressed concern over the possibility of accidental discharges. The Cavalry Board was the most critical and Browning realized an automatic pistol would never be adopted by the War Department without a manual safety. In 1910, the grip angle was increased from 84° to 74°, resulting in the Model 1910 designation. Browning designed a manual safety that went through several versions. In late 1910, tests conducted on the latest prototypes submitted by both Savage and Colt were inconclusive, so more tests were scheduled for 1911 for the both Colt and Savage to complete their designs.

The final trial began March 15, 1911. Colt submitted its most recent prototype, Colt Automatic Pistol, Caliber .45 Model 1911. Six Colt prototype pistols had been made at that time. Pistol serial number 5 was submitted for testing. This pistol performed flawlessly in every event while the Savage experienced many failures. The Colt pistol fired 6,000 rounds without a jam, misfire or broken part. At the trial's completion the Board of Officers summarized their conclusion: "The Board of Officers recommends that the Colt Automatic Pistol be adopted for use by foot and mounted troops in the military service, in consequence of its marked superiority to the present service revolver, and to any known pistol, of its extreme reliability and endurance and of its fulfillment of all essential requirements."

On August 19, 1913, U.S. patent No. 1,070,582 was granted to John Browning for the manual safety, plunger tube assembly, mainspring housing and three-leaf sear spring. This became the last patent date to be added to the roll mark on the slide of the Colt 1911.

SASS AFFILIATED MERCHANTS

NATIONWIDE

AWARD REAL ESTATE LLC.

Nation-wide Relocation/ Real Estate Co.

ALABAMA

DENHAM'S

Hats, Custom Leather, Accessories

ARIZONA

WILD WEST MERCANTILE

Cowboy Clothing, Accessories

PONCHO VEGAS GUNS & COWBOY LEATHER

SA Firearms, Cowboy Leather, Cowboy Clothing and Ammunition, Gun Cleaning & Care Products

CALIFORNIA

SCULLY

Apparel, Handbags, Leather, Accessories

TEN-X AMMUNITION, INC.

Ammunition

WILD WEST MERCANTILE

Cowboy Clothing, Accessories

COLORADO

LEVER LOCK

Rifle Accessory

ONLINE OUTPOST

CAS Gun Parts

GEORGIA

ONTARGET SIGHTS

Slip On Brass Sights

IDAHO

NORTH IDAHO LEATHER

Cowboy Leather Products

CATTLE KATE INC.

Cowboy Clothing

MINNESOTA

RANGE TACTICAL GEAR

Gun Carts and Targets

MISSOURI

JAMES COUNTRY MERCANTILE

Cowboy Clothing, Gun Cleaning & Care Products, Tin Ware, Hats, Special Order Clothing, Patterns for Clothing

MONTANA

CHOICE AMMUNITION

Cowboy Reloading Supplies, Cowboy Ammunition

NEVADA

MERNICKLE HOLSTERS

Custom Leather

NEW MEXICO

HUNTER SUPPLY

Cowboy Reloading Supplies, Cowboy Leather Products, Cowboy Ammunition, & Gun Cleaning & Care Products

NEW YORK

L.P.L. BULLETS

Cowboy Reloading Supplies

OHIO

AMERICA'S GUN STORE, LLC

SA Firearms, Cowboy Leather Products (Triple K) Cowboy Ammo

FASTSIGNS OF DOWNTOWN CINCINNATI

Signs, Banners, Promotional

VANDALIA RANGE & ARMORY, INC.

SA Firearms, Cowboy Ammunition, & Cowboy Reloading Supplies

OKLAHOMA

GREEN COUNTRY AMMUNITION

SA Firearms, Cowboy Ammunition, & Cowboy Reloading Supplies

PENNSYLVANIA

ENCK'S GUN BARN & INDOOR RANGE

SA Firearms, Cowboy Ammunition, & Cowboy Reloading Supplies

SOUTH CAROLINA

BULLETS BY SCARLETT

SA Firearms, Cowboy Ammunition, & Cowboy Reloading Supplies

SOUTH DAKOTA

BLACK HILLS AMMUNITION

Cowboy Ammunition

TENNESSEE

SLATER'S IN HOUSE GUNS

Single Action Firearms, Single Action Gunsmithing, Laser Engraving, Transfers, Non SASS Firearms

TEXAS

CIMARRON FIREARMS

Hand Guns, Custom Guns, Rifles, Shotguns, Gun Leather, Accessories

KIRKPATRICK LEATHER CO.

SA Firearms, Cowboy Leather Products, Gun Cleaning & Care Products

TEXAS JACKS

Clothing, Shoes, Accessories, Guns, Knives, Dry Goods

TWO WRIGHT ARMS CO.

SA Firearms, Cowboy Leather Products, Cowboy Reloading Supplies, Cowboy Ammunition

VIRGINIA

TAYLOR'S & COMPANY

Hand Guns, Rifles, Shotguns, Ammunition, Gun Leather, Parts, and Accessories

BECOME A SASS SUPPORTING STORE & WE'LL REFER OUR MEMBERS TO YOU!

It's SIMPLE. BECOME A SASS SUPPORTING STORE AND WE'LL REFER OUR MEMBERS DIRECTLY TO YOU.

THAT'S RIGHT. WITH OUR FAST GROWING POPULATION OF COWBOY ACTION SHOOTING™ MEMBERS, SASS WOULD LIKE TO SUPPORT YOU BY REFERRING OUR MEMBERS TO YOU. WHY? BECAUSE WE NEED SASS AND COWBOY ACTION SHOOTING™ KNOWLEDGEABLE GUN STORES, NATIONWIDE, TO REFER OUR MEMBERS.

How Does it Work?

SASS SUPPLIES YOU, WITH:

- * SASS MEMBERSHIP APPLICATIONS
- * INFORMATIONAL BROCHURES
- * A LISTING ON OUR WEBSITE WITH A LINK TO YOUR WEBSITE

* A LISTING IN THE COWBOY CHRONICLE MONTHLY DIGITAL EDITION WITH A LINK TO YOUR WEBSITE

* A LISTING IN THE COWBOY CHRONICLE

- * ACCESS TO POST PROMOTIONAL SALES ON THE POPULAR SASS WIRE FORUM MERCHANTS CORNER

* A SASS AFFILIATED MERCHANT STICKER WITH YEAR TO PLACE PROUDLY IN YOUR STORE

- * A CERTIFICATE THAT SHOWS YOU ARE A SUPPORTING DEALER IN GOOD STANDING

* WE REFER OUR MEMBERS TO YOU FOR RELATED GOODS & SERVICES

* YOUR LOGO AND BUSINESS INFO WILL BE ADDED TO A FLYER WHICH WILL BE INCLUDED IN EACH NEW MEMBER PACKAGE. (PLEASE SEND HIRER'S LOGO TO AMBER@SASSNET.COM)

* AFFILIATED MERCHANTS WILL BE FEATURED IN EMAIL BLASTS TO ALL ACTIVE MEMBERS WITH AN EMAIL ADDRESS. ON A QUARTERLY BASIS.

WHAT DO YOU HAVE TO DO TO BE A SASS SUPPORTING STORE?

- * EDUCATE YOURSELF TO HOW SASS FUNCTIONS BY READING YOUR SASS INFORMATION PACKET

- * DISPLAY OUR MEMBERSHIP APPLICATION IN THE SUPPLIED COUNTER TOP DISPLAY CONTAINER
- * DISPLAY YOUR SASS SUPPORTING STICKER WHERE REFERRALS CAN SEE IT
- * BE HELPFUL, FRIENDLY AND ATTENTIVE WHEN A CUSTOMER MENTIONS SASS
- * YOU MUST BE A SASS MEMBER

How Do I Qualify?

IF YOU ARE A RETAIL STORE THAT SELLS SINGLE ACTION FIREARMS, AMMO, COWBOY CLOTHING OR OTHER COWBOY PRODUCTS AND YOU ARE A SASS MEMBER, YOU QUALIFY! IT'S THAT SIMPLE!

How Do I Sign Up?

VISIT THE SASS AFFILIATED MERCHANTS PAGE AT [HTTP://WWW.SASSNET.COM/AFFILIATED-MERCHANTS-APP-001A.PHP](http://www.sassnet.com/AFFILIATED-MERCHANTS-APP-001A.PHP) TO DOWNLOAD AN APPLICATION.

FOR MORE INFORMATION CONTACT RUBY RUTHLESS AT THE SASS OFFICE AT (505) 843-1320, OR EMAIL RUBY RUTHLESS DIRECTLY AT RUBY@SASSNET.COM



1891 ARGENTINE MAUSER

ARGENTINE MAUSERS MAKE GREAT BMM RIFLES

BY DUSTY BODDAMS, SASS #1907

If you've been looking around for a Bolt Action Military Match (BAMM) rifle, it's apparent prices for 1903 and 03A3 Springfields have started to rise. Or maybe that Yugoslav Mauser is just a little too common. What's wrong with a high quality German built Mauser with excellent build quality and reliability? Oh, the caliber is an odd ball ("Never find ammo for that thing"), but in fact, hunting or FMJ ammo is fairly readily available. The cartridge is the 7.65 x 53 Mauser, also called 7.65 Argentine or 7.65 Peruvian. *Cartridges of the World* states this to be one of the best Mauser calibers and Ken Waters thought very highly of the round. Brass and components are readily available and that's what interests BAMM competitors most. Brass is easy to find and is easily made from 8mm Mauser brass. The bullet diameter should be about .313, which is the same bullet needed for 7.7 Jap, .303 British, and most Mosin Nagants. I buy bullets from Quality Cast out of Roswell, NM. Norm Purcella makes a 200-grain Hi-Tek polymer coated gas check bullet that is accurate and does not lead. Available in a .313 diameter, it is a winner. Loading reduced velocity ammo is just the same as loading 30/06. Follow the



1891 ARGENTINE MAUSER



1909 ARGENTINE ENGINEER'S CARBINE



1909 ARGENTINE ENGINEER'S CARBINE



THIS WILD-LOOKING BLADE IS THE 1909 SHORT SWORD, ALSO CALLED MACHETE OR BOLO. IT WAS ISSUED TO SPECIAL FORCES FOR JUNGLE USE. IT HAS NOTHING TO DO WITH BMM, JUST AN INTERESTING PIECE OF EQUIPMENT AND TOO COOL TO NOT INCLUDE.

same procedures and use the same powder, only backing off that reduced '06 charge by three grains and check velocity. Build to 1500 fps — that is the sweet spot.

Okay, so now we have conquered the impossible ammo problem, let's look at the rifles. The 1891 Mauser — made in Berlin — is of very high quality. It looks antique because it is. It uses a single stack exposed fixed magazine that is clip fed with stripper clips or one at a time. The one pictured is a rifle (not a carbine), original finish, complete with correct cleaning rod. It features a 29-inch barrel, excellent sights, and a smooth action that operates by cocking on closing. These are very accurate rifles as long as they have good barrel condition. The second rifle is a 1909 Engineer's Argentine carbine. It features an update in technology. Built around the 1898 Mauser Action, this rifle has a lot going for it including a very smooth action, very high build quality, excellent accuracy, typical good Mauser sights, and turned down bolt due to it being a carbine. The engineer carbine had a provision to mount a bayonet. The cavalry carbine does not. This rifle uses the same unique stripper clip as the 1891. So here are a couple of great candidates for BMM. High build quality and easy to feed. So if you're strolling around a gun show and see an Argentine Mauser snap it up and take pride in your new BMM rifle. I'm Dusty Boddams and that's the Boddam line.



THE 7.65 ARGENTINE (RIGHT) COMPARED TO A .308 NATO ROUND.

SHOP HATS ONLINE! DBARJHATS.COM

HIGH QUALITY,
HANDMADE,
CUSTOM HATS!

Crafted the same way
they were in 1889



DBarJHats@yahoo.com

(702) 740-HATS(4287)

5960 Topaz St. Las Vegas, NV 89120



Nutmeg Sports, LLC



Refinishing
Action Work

Custom-made Grips
Gun Engraving

860-872-7373

nutmegsports.com

COMIC BOOK CORNER ~ BILLY WEST #3




BILLY WEST



B-626

TREACHERY
RODE THE
RANGELAND,
SENDING GOOD
MEN TO THEIR
GRAVES WITH
A BULLET IN
THE BACK... UN-
TIL BILLY WEST
AND HIS
LIGHTNING-FAST
HORSE, EAGLE,
RODE OUT TO
FACE...
**The GUN of
TRICK FANGS!**

UNCLE DAN SHOULDN'T
HANG AROUND THAT
PALACE OF TRICKS.
BILLY! I DON'T WANT
THE FOREMAN OF
MY RANCH TALKING
WITH A GANG OF
GAMBLERS!




HE ONLY WENT
IN THERE TO
GET A FRIEND
OF HIS OUT OF
THE PLACE,
MOLLY!

WELL, FIND DAN WHILE I FINISH
SHOPPING! WE'D BETTER START
BACK TO THE RANCH WITH THE
SUPPLY WAGON...
BEFORE WE
RUN INTO
TROUBLE!

ALL RIGHT,
MOLLY! BUT
THERE WON'T
BE ANY
TROUBLE!





WE'RE GOING WITH YOU, BILLY...

...JUST IN CASE YOU NEED OUR HELP!

WELL, I'M SURE GLAD TO HAVE YOU ALONG, GNUBBY AND JULIE!



YOUR SISTER WAS RIGHT WHEN SHE SAID THIS WAS A DANGEROUS PLACE-- BETTER STAY OUT HERE AND WAIT FOR ME!

SURE THING, BILLY! YOU DON'T HAVE TO WORRY WITH US OUT HERE!



MEANWHILE, INSIDE THE PALACE OF TRICKS...


YOU GOT NO BUSINESS GETTING INTO A GAME LIKE THIS, JOE BURLEY! LET'S GET OUT OF HERE!

THIS IS MY LAST HAND, DAN! I'LL EITHER GET BACK WHAT I LOST--OR LOSE MY RANCH!



I'VE GOT THIS GAME, TRICK FANGO! YOU CAN'T BEAT THREE KINGS...

I CAN, WITH THREE ACES, BURLEY! YOU CAN QUIT NOW-- BECAUSE THIS CLEANS YOU OUT!



I WAS A DURN FOOL, DAN! I SHOULDA KNOWN BETTER THAN TO GET ROPED IN BY TRICK FANGO'S MARKED DECKS!




YOU'RE A LIAR, JOE BURLEY!




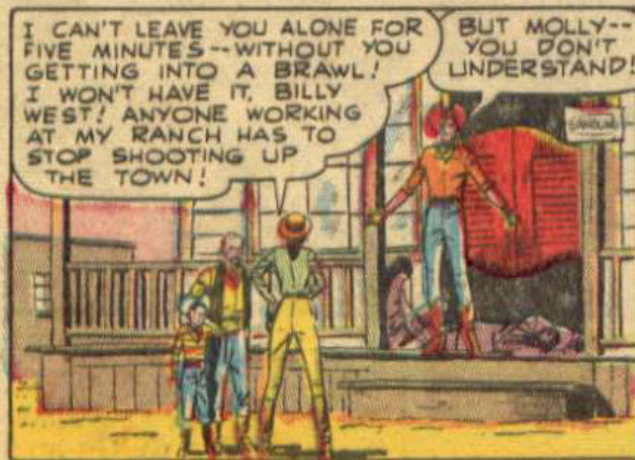

LIAR, AM I? WHY, YOU ORNERY COYOTE-- DRAW AND START SHOOTING!



MIGHTY GOOD DRAW, BURLEY... ESPECIALLY SINCE YOU DIDN'T SEE A GUN ON ME!

THAT SAVED YOUR HIDE, FANGO! YOU BETTER MAKE SURE TO CARRY A SHOOTING IRON NEXT TIME WE MEET...





I...I KNOW I WASN'T FAIR TO BILLY! BUT I DON'T WANT HIM TO GET INTO FIGHTS...HE--HE MIGHT GET HURT!

GEE WHIZ, MOLLY! A MAN'S GOT TO FIGHT FOR WHAT'S RIGHT AND...AND... FOR HONEST THINGS... AND... AND YOU KNOW WHAT I MEAN!



MEANWHILE IN TOWN...

JOE ISN'T DEAD, UNCLE DAN. BUT HE'S 'BADLY HURT! WE BETTER GET HIM TO HIS RANCH WHERE HE CAN GET SOME ATTENTION!

THAT RANCH AIN'T HIS NO MORE, BILLY! TRICK FANGO WON IT AT CARDS.



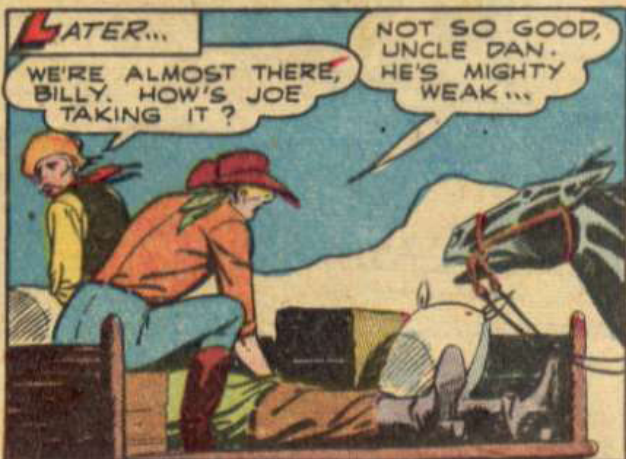
WHEEET?

YOU DRIVE WHILE I WATCH JOE, UNCLE DAN! EAGLE WILL FOLLOW THE WAGON!



I'LL TAKE CARE OF BILLY WEST WHEN THE TIME COMES... RIGHT NOW, GET THE BOYS AND RIDE OUT TO JOE BURLEY'S RANCH! CHASE BURLEY'S FAMILY OUT--AND DO IT BEFORE BILLY WEST GETS THERE!

SURE, BOSS! WE'LL BEAT HIM TO THE RANCH!



LATER...

WE'RE ALMOST THERE, BILLY. HOW'S JOE TAKING IT?

NOT SO GOOD, UNCLE DAN. HE'S MIGHTY WEAK...



CONSNARN 'EM! TRICK FANGO'S MEN ARE ALREADY HERE, BILLY! THEY'VE DRIVEN MRS. BURLEY AND THE KIDS OUT OF THEIR HOME!


DAN! WHAT'S HAPPENED? THESE MEN... THEY SAY JOE'S LOST THE RANCH...



JOE! JOE! YOU'RE ALIVE! I DON'T MIND LOSING OUR HOME... JUST SO'S YOU'RE ALL RIGHT!

FORGIVE ME, MARTHY... I BEEN A DURN FOOL... I... I'VE 'LOST OUR HOME...

WE'LL GET IT BACK, DAD! I'LL TAKE A GUN AND--



TAKE IT EASY, BOY! YOU LEAVE GUNS ALONE... THEY'LL ONLY BRING YOU TROUBLE! I'LL TAKE CARE OF TRICK FANGO...

ALL RIGHT, BILLY! I RECKON WE CAN TRUST YOU!

WE'RE GOING TO THE BLUE SAGE RANCH, MRS. BURLEY! I GUESS WE CAN PUT YOU UP THERE UNTIL YOUR HUSBAND GETS BETTER!

DON'T WORRY NONE, MRS. BURLEY! ME AND BILLY WILL SEE ABOUT THE MAN WHO SHOT JOE!

AN HOUR LATER AT THE BLUE SAGE...

THAT'S OUR WAGON, ALL RIGHT. WITH UNCLE DAN DRIVING... AND THERE'S EAGLE ALONGSIDE THE SECOND WAGON... SO IT MUST BE BILLY THAT'S DRIVING IT...

MOLLY! MOLLY! BILLY AND UNCLE DAN ARE HERE!

DAN EXPLAINS...

THAT'S WHAT HAPPENED, MOLLY-- AND THAT'S WHY I CAME FLYING OUT OF THE PALACE DOOR... AND WHY BILLY SAILED INTO THEM ORNERLY OWLHOOTS OF TRICK FANGO'S!

I DIDN'T KNOW THEY SHOT, MR. BURLEY, BILLY! I'M SORRY I LOST MY TEMPER!

WHAT ARE WE GOING TO DO NOW, BILLY? YOU-- YOU'RE NOT THINKING OF GOING BACK INTO TOWN AND...

JOE BURLEY'S THE THIRD MAN TO LOSE HIS RANCH PLAYING CARDS WITH TRICK FANGO, MOLLY! BUT THE OTHERS WEREN'T AS LUCKY AS JOE-- THEY WERE KILLED!

FANGO KILLED THE MEN WHO PLAYED CARDS WITH HIM SO THERE WOULDN'T BE ANY QUESTIONS ASKED ABOUT HOW THEY LOST THEIR RANCHES! BUT I'VE GOT TO PROVE IT, MOLLY!

NO, BILLY! PLEASE! TRICK FANGO AND HIS MEN ARE KILLERS!

PSSSST! COME WITH ME, JULIE...

WE'VE GOT TO DO SOMETHING TO SAVE, BILLY! WHAT IF HE GETS KILLED BY TRICK FANGO?

THAT'S WHAT MOLLY'S ALWAYS WORRYING ABOUT... MAYBE WE CAN FIND OUT HOW TRICK FANGO CHEATS AT CARDS! THEN BILLY WON'T HAVE TO FIGHT ANY MORE!

THEY DIDN'T SEE US GO, SNUBBY!

WE'LL CATCH TRICK FANGO AND TURN HIM OVER TO THE SHERIFF BEFORE BILLY COMES INTO TOWN! RIDE, JULIE! WE'VE GOT TO WORK FAST!





SLIP! CHARLEY! NEVER MIND GOING OUT! COME IN HERE!



CLOSE THAT DOOR, QUICK! BEFORE SOMEBODY HEARS THEM! GRAB A ROPE!

LET US GO, YOU CROOK! LET GO!



WHEW! A COUPLE OF LITTLE WILDCATS! GET THEIR HORSES OFF THE STREET, SLIP!

WHAT'LL WE DO WITH THEM BRATS, BOSS?



USE THEM FOR BAIT, CHARLEY! BILLY WEST IS SURE TO COME LOOKING FOR THEM... AND WHEN HE DOES... I'M GOING TO TAKE CARE OF HIM THE WAY I TOOK CARE OF THE OTHERS, INCLUDING JOE BURLEY!



BACK AT THE BLUE SAGE RANCH...
I...I GUESS I'VE BEEN A FOOL TO THINK THAT... THAT YOU'D CHANGE... FOR ME...

I WISH I COULD, MOLLY, BUT I JUST CAN'T SEE HONEST FOLKS GET KICKED AROUND BY A BUNCH OF VARMINTS!

BILLY! MOLLY! THE KIDS ARE GONE!



THEIR HORSES ARE GONE, TOO! I FOLLOWED THEIR TRAIL A-WAYS AND THEY MUST HAVE BEEN RIDING FOR TOWN!

SADDLE UP AND BRING SOME OF THE RANNIES WITH YOU, UNCLE DAN...




WHEEEE!




... I'LL FOLLOW THEIR TRAIL MEANWHILE!

SNUBBY AND JULIE CAME INTO TOWN, ALL RIGHT, BUT I DON'T SEE THEIR HORSES! WELL, THERE ARE JUST TWO STABLES IN TOWN AND ONE OF THEM IS RUN BY TRICK FANGO. I'LL TRY THAT ONE FIRST.



LATER, IN TOWN

SNUBBY AND JULIE DID FALL INTO FANGO'S HANDS OR THEIR HORSES WOULDN'T BE HERE! I'LL SEE WHAT THE STABLE MAN HAS TO SAY!



BILLY FINDS THE BLUE SAGE HORSES!



WHO BROUGHT THESE HORSES IN, MISTER? THEY BELONG TO THE BLUE SAGE RANCH...

THEY WAS JUST WANDERING IN TOWN, COWBOY! IF THEY BELONG TO YOUR OUTFIT, TAKE 'EM... BUT PAY ME FOR THEIR KEEP FIRST...



THEY'D WANDER BACK TO THEIR RANCH, RATTLER... NOT HERE! NOW TALK! WAS IT TRICK FANGO'S MEN WHO BROUGHT THEM TO YOU?

NO! AND IF YOU'RE LOOKING FOR TROUBLE...




I'VE ALREADY GOT PLENTY OF TROUBLE-- AND A BIT MORE WON'T BOTHER ME! WHERE ARE THOSE KIDS?



ALL RIGHT... I'LL TELL YOU! SLIP AND CHARLEY BROUGHT THEM HERE!

YOU'VE TOLD ME ENOUGH! I'LL GAG YOU TO BE SURE YOU WON'T WARN TRICK FANGO THAT I'M COMING!



SNUBBY AND JULIE MUST BE HIDDEN SOMEWHERE IN THIS PLACE... I'VE GOT TO FIND THEM FAST-- OR TRICK FANGO MIGHT GET THEM AWAY WHEN HE HEARS UNCLE DAN AND THE BLUE SAGE BOYS ARE COMING!



IN FANGO'S SALOON...



WHERE ARE THE KIDS, FANGO? I FOUND THEIR HORSES IN YOUR STABLE... BROUGHT IN BY SLIP AND CHARLEY!

I DON'T KNOW ANYTHING ABOUT ANY KIDS, BILLY WEST!

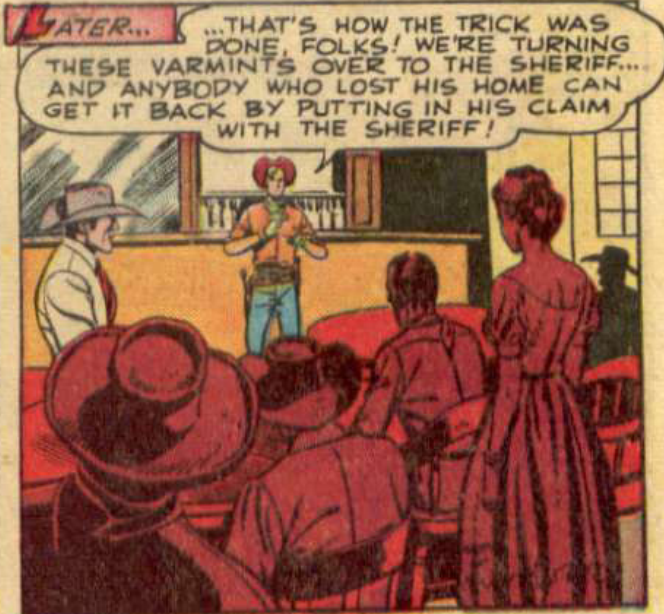






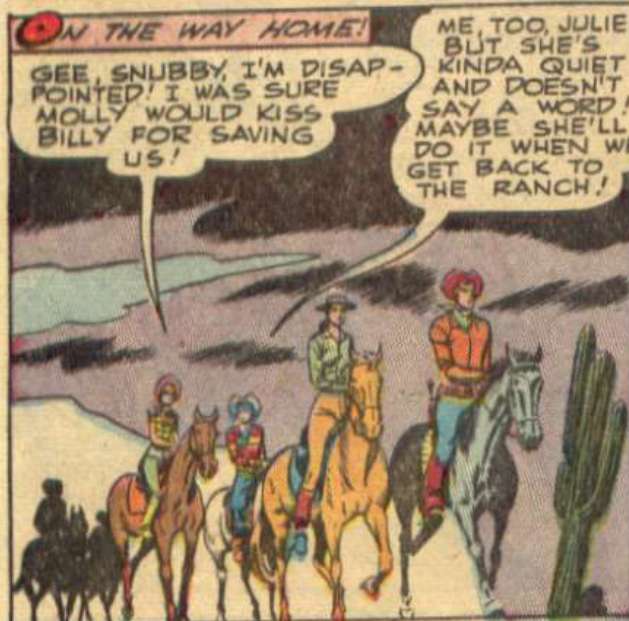
WELL, I RECKON YOU DIDN'T NEED HELP AT ALL, BILLY! YOU GOT THE GANG CLEANED UP AFORE WE GOT HERE!

THANKS TO SNUBBY AND JULIE, UNCLE DAN... AND EAGLE!



LATER...

...THAT'S HOW THE TRICK WAS DONE, FOLKS! WE'RE TURNING THESE VARMINTS OVER TO THE SHERIFF... AND ANYBODY WHO LOST HIS HOME CAN GET IT BACK BY PUTTING IN HIS CLAIM WITH THE SHERIFF!



ON THE WAY HOME!

GEE, SNUBBY, I'M DISAPPOINTED! I WAS SURE MOLLY WOULD KISS BILLY FOR SAVING US!

ME, TOO, JULIE! BUT SHE'S KINDA QUIET AND DOESN'T SAY A WORD! MAYBE SHE'LL DO IT WHEN WE GET BACK TO THE RANCH!



SHUCKS, MOLLY--HE DOESN'T NEED ANY EXTRA OATS TONIGHT!

JUST MIND YOUR BUSINESS, BILLY WEST! I'M THE OWNER OF THIS RANCH AND I THINK EAGLE DESERVES A SPECIAL REWARD!



NOW WHAT IN CREATION'S SHE DOING TO EAGLE?

SHE'S THANKING HIM, UNCLE DAN. DON'T YOU SEE?



THAT'S FOR SAVING BILLY'S LIFE, EAGLE! YOU'RE THE FINEST HORSE IN THE WORLD!



THEY'VE GONE PLUMB CRAZY! MOLLY'S PATTING EAGLE... AND WHEN I ASK WHY, BILLY STARTS BLUSHING! RECKON I'LL NEVER FIGURE OUT THEM YOUNG FOLKS!

MERCANTILE

877-411-SASS ~ SASSNET.COM



SASS 2020 SWEATSHIRT \$40.00

NEW to the SASS Mercantile!

This light blue, pullover sweatshirt features our new 2020 SASS design on the front. Add this cozy pullover, to your repertoire of winter must haves!

-80/20 cotton/polyester



SASS 2020 LONG SLEEVE \$25.00

NEW to the SASS Mercantile!

This soft grey long sleeve display our new 2020 SASS Design on the front. These long sleeve shirts are sure to keep you toasty warm! Don't miss out!

-50% Polyester, 25% Cotton, 25% Rayon
- Tri Blend




SASS 2020 T-SHIRT \$20.00

NEW to the SASS Mercantile!

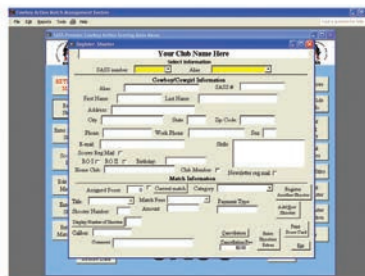

This beautiful red T-shirt has our new 2020 SASS design on the front! FYI these are super soft! You're most definitely going to want to add this to your collection...

- 50/25/25 preshrunk polyester/combed ringspun cotton/rayon
- Tri Blend



SASS MATCH MANAGEMENT & SCORING SYSTEM \$340.00

(Includes \$15.00 for Shipping)
For SASS Affiliated Clubs Only



SASS 2020 BALL CAP \$20.00

NEW to the SASS Mercantile!

This is a grey superior garment washed cotton twill with a dark grey heavy contrast stitching low profile style cap.

This will be a perfect new addition for 2020!

GENERAL STORE

HAMILTON DRY GOODS
SUPPLY TO THE
ORIGINAL COWBOY

Period Clothing and Merchandise
for the
Cowboy Action Shooter



HAMILTONDRYGOODS.COM
931-739-6061

Plainsman Gun Rack LLC

Racks for lever action
rifles / coach guns



RogerBrowning1947@gmail.com
913-558-6214

INDIAN CREEK LEATHER
Custom Leatherworks

Competition Rigs
Buscadero Rigs • Shotgun Belts
Cuffs • CCW Holsters & Belts



"Quality that takes your
breath away, not your wallet"
Indiancreekleatherco.com
419-680-9069

BANG AND CLANG

Got Bullets?

LUBED AND COATED BULLETS
NOW OFFERING MATCH AMMO!

BangAndClangLLC.com
support@BangAndClangLLC.com

GEORGE F MARTIN
PO Box 400
MIMBRES, NM 88049
860-395-3643

WWW.CATTLEKATE.COM



Classic Old
West Clothing
Handmade in USA

1-800-332-5283 (KATE)



BARLEYCORN OUTFITTERS

Buy, Sell & Trade Firearms

Specializing in Cowboy Action & Modern Firearms

Export, PA Matt Mastorovich, Owner, FFL

BarleycornOutfitters@gmail.com

724-468-6093 (Office) / 724-757-2834 (Cell)

BarleycornOutfitters.com

OLD SLAPOUT HOLSTERS

Gun Belts & Holsters
Buttstock cover for rifle/shotgun
Shot shell slide & lever cover
oldslapoutholsters.com

Plainsman Gun Rack LLC

Racks for lever action
rifles / coach guns

RogerBrowning1947@gmail.com
913-558-6214



TED BLOCKER
HOLSTERS

(800) 650-9742

9438 SW Tigard, Tigard, OR 97223

WWW.TEDBLOCKERHOLSTERS.COM



COWBOY CHOICE AMMUNITION

MFG. IN MONTANA SMOKELESS CENTRAL FIRE METALLIC CRT'G

- 100% Hand-Loaded
- New Brass Always
- Hi-Tek Coated Bullets
- Federal Primers
- Less Recoil/Muzzle Flip
- Most Calibers Available
- Wild Bunch .45 ACP
- Meets SASS Power Factors

844-446-Ammo (2666)
COWBOYCHOICEAMMUNITION.COM

"Wells Fargo" Ammo Bag!

250 Rounds each
100% hand-loaded

- .38 Special
- .357 Magnum
- .41 Remington Mag
- .44 Magnum
- .45 Colt
- .45 Schofield

844-446-Ammo (2666)
COWBOYCHOICEAMMUNITION.COM

Classic Old West Arms

Specializing in Original Winchester and IAC 1897's. The new IAC COWBOY 97's are in stock and ready for shipment. All have the updates and modifications.

Visit us at: **classicoldwestarms.com**

We produce and sell best capper for Remington New Army and other guns.

Please visit our shop **www.polishcappers.com**

We sold many cappers in 2017 world-wide and we have many happy customers in USA.

This capper holds over 150 caps of all types and sizes.

The price is c.a. \$40.00 including delivery. We are shipping world-wide.

TO ADVERTISE IN THE GENERAL STORE PLEASE CONTACT:
Square Deal Jim | 410-531-5456 | chronicleads@sassnet.com

GENERAL STORE



De Santis
RANCHERO

WE DIDN'T INVENT CONCEALMENT,
WE JUST PERFECTED IT!®

MADE IN THE U.S.A.

DESANTISHOLSTER.COM

JBS & Co

Old West Pine Caskets and Cremation Urns

We also do
Custom Crosses
and Pet Caskets,
small, medium,
and large.



"It would be my
Honor to
furnish
you with any of
our products."
—Badlands Burt

(325) 668-5132 • <https://jbs-co.business.site/> • 1161 CR 461, Roscoe, TX 79545

— ADVERTISING INDEX —

WILD WEST MERCANTILE	IFC	MERNICKLE HOLSTERS	23
SASS END OF TRAIL 2021	5	COMPETITION ELECTRONICS	26
MADE TARGETS	6	HENRY	31
TAYLOR'S & COMPANY	7	EVIL ROY'S SHOOTING SCHOOL	34
WEAVER LEATHER SUPPLY	9	BUFFALO ARMS CO.	39
CIMARRON	9	HAPPY TRAILS CHILDRENS FOUNDATION	39
GOLDEN GATE WESTERN WEAR	10	SASS END OF TRAIL 2021	42
UNIQUE TEK	10	DIXIE GUN WORKS, INC.	44
TEXAS JACK WILD WEST OUTFITTER	13	WARTRACE REGULATORS	44
USPSA.	14	OREGON TRAIL BULLETS COMPANY	47
RUGGED GEAR	14	SASS AFFILIATED MERCHANTS	49
RIM ROCK BULLETS	17	DBARJ HAT CO.	51
BOND ARMS	19	NUTMEG SPORTS, LLC	51
REDDING RELOADING EQUIPMENT	19	SASS MERCANTILE	65
JAMES COUNTRY MERCANTILE	19	SASS GENERAL STORE	66-67

THE Cowboy CHRONICLE

The Cowboy Chronicle welcomes and encourages submissions of articles and match reports from any and all readers.

Please submit articles in MS Word or something compatible. Open Office and Apple Pages (saved as MS Word) are also fine. A count of 500-800 words is a good target to shoot for, but shorter pieces are also fine. Match reports on larger events, like END of TRAIL, Winter Range, and Regional and Divisional matches may run 1000-1500 words if necessary. We will accept lengthier articles, but may choose to break them up into two or more parts to run in consecutive issues, or heavily edit them.

Please do not embed your photos in the Word document. They can be extracted for use in the *The Cowboy Chronicle*, but it can be a chore to do that. Instead, send your photos separately, in one or more emails, as attachments. Three to six photos per email usually works

SUBMISSION GUIDELINES

best. It's best to send JPEGs, but other formats are acceptable, and it's best to keep them at about 300 dpi and 3000 pixels (10 inches) on the short side. That size is ideal and will allow us plenty of leeway when it comes to cropping and adjusting them for publication. Photos should be at least 1000 pixels on the short side to be used for publication. If you're unsure of the size of your pictures, or how to size them, send what you have and we'll adjust them and/or inform you if they're usable.

Usually, two to six photos are sufficient for an article, but we will consider using more for a "big" event, if provided. Photos need not have captions, but captions always make photos more interesting. Ideally, the caption would consist of one or two sentences that say something about the picture that is not obvious and/or is not implicit in the body of the article. "Sam making smoke" is a title but not a caption. "Sam, SASS #XXXXX, shooting his first black powder match; after much deliberation, he decided to give it a try and now he's hooked" is much better. A caption may also serve to let everyone know why the picture is worthy of being published in an international magazine.

Please use editor@sassnet.com for all article submissions.

SASS AFFILIATED CLUBS 2020-2021 MONTHLY SHOOTING SCHEDULES

CLUB NAME	CITY	MATCH DAY	PHONE	CONTACT	RANGE LOCATION
AUSTRALIA					
SASA Little River Raiders Single Action Club	Melbourne	3rd Sun	61 25 978 0190	Tiresome	Eagle Park
Sporting Shooters' Association of Australia, Inc.		As Scheduled	+61 447 831 154	R. C. Shot	NSW, QLD, VIC, ACT, SA, WA, NT, TAS
Western Wranglers Inc.	Toodyay	2nd Wkd	+61418932002	K. C. Woody	N/A
AUSTRALIAN CAPITAL TERRITORY					
Majura Rangers	Majura	1st Sat, 3rd Sun, & Every Tues	N/A	Blinky	SSAA-ACT Shooting Range
QUEENSLAND					
Shooters Union Australia Ltd	Queensland	TBA	+61 409 471 423	Painted Mohawk	Various Ranges Across Australia
Single Action Shooting Australia Inc.	Millmerran	As Scheduled	61-429-365-920	Virgil Earp	Millmerran
The Gamblers	Gold Coast	1st, 3rd & 5th Sat	+61418523573	Jackaroo	N/A
VICTORIA					
Westgate Marauders	Fishermans Bend	Saturday	610433419284	Stampede Pete	Melbourne International Shooting Club
AUSTRIA					
Sweetwater Gunslingers Austria	Vienna	Sat As Scheduled	0046 664 490 80 32	Fra Diabolo	Jagd und Sportschutzen Club Steinbrunn
CANADA					
ALBERTA					
Porcupine Hills Shadow Riders	Granum	2nd & 4th Monday	403-687-2284	Alberta Annie	Willow Lane Ranch
BRITISH COLUMBIA					
Heffley Creek Gun Club	Heffley Creek	As Scheduled	250-573-2885	Gunfighter Jim	N/A
Kamloops Target Sports Association	Kamloops	As Scheduled	250-573-2885	Gunfighter Jim	Kamloops Target Sports Association
Red Mountain Renegades	Mission	1st Sun	604-754-7212	Kootenay jack	Mission and District Rod and Gun Club
Valley Regulators	Courtenay	3rd & 5th Sat	250-897-2194	Little Edgy	Courtneay Fish and Game Protective Association
Victoria Frontier Shootists	Malahat	2nd Sun	250-744-4705	Black Ashley	Victoria Fish & Game Protective Association
NEW BRUNSWICK					
Beau Bassin Range Riders	Saint-Andre LeBlanc	2nd Sat	506-387-4543	Frenchy Cannuck	Cap Pelee Gun Club
NOVA SCOTIA					
Nova Scotia Cowboy Action Shooting Club	Camden	As Scheduled	902-890-2310	Wounded Belly	Nova Scotia Muzzle Loading Association
ONTARIO					
Bar-E Ranch	Barrie	2nd & 4th Sat	705-434-7065	Northern Crow	Barrie Gun Club
Burlington Bushwhackers	Burlington	3rd Sun	905-467-2281	Chuckwagon Chad	Burlington Rifle and Revolver Club
Butler's Rangers	Thorald	1st Sat & 4th Sun	905-374-3328	Grey Owl	Decew Gun Club
Ontario Single Action Federation	N/A	As Scheduled	905-891-8627	Bear Butte	N/A
Ottawa Valley Marauders	Cheney	As Scheduled	514-792-0063	Highwall Drifter	Eastern Ontario Handgun Club
Robbers Roost Hamilton	Hamilton	2nd Sun	905-393-4299	Legendary Lawman	Hamilton Angling and Hunting Association
Robbers Roost Hamilton Wild Bunch	Hamilton	3rd Sun	905-393-4299	Legendary Lawman	Hamilton Angling and Hunting Association
Ruff's Regulators	Cornwall	As Scheduled	613-933-6798	Ruff Justice	Cornwall Handgun Club
Wentworth Shooting Sports Club	Hamilton	1st Sun	905-664-3217	Stoney Creek	Wentworth Shooting Sports Club
Wild Turkey Posse	Prescott	As Scheduled	819-453-7816	Rooster Corrigan	Greenville Fish and Game Club
QUEBEC					
Beausejour Marshalls	St-Jean-Chrysostome	As Scheduled	418-889-0517	Reata Slim	Club de Tir Beausejour
Centre De Tir Granby Multi-Sports	N/A	As Scheduled	N/A	N/A	N/A
Club De Tir Beausejour	N/A	As Scheduled	N/A	N/A	N/A
SASKATCHEWAN					
Saskatchewan Association of Wild West Shooters	Saskatoon	As Scheduled	306-749-7518	Granny One Shot	Saskatoon Muzzle Loading Club
CZECH REPUBLIC					
Association of Western Shooters	Pelhrimov	As Scheduled	420777776066	Colbert	Shooting Range Pelhrimov
DENMARK					
Association of Slesvigske Blackpowder Shooters	Tonder	2nd Saturday	+4560201365	Captain Wildbeard	Tonder Shooting Range

CLUB NAME	CITY	MATCH DAY	PHONE	CONTACT	RANGE LOCATION
FINLAND					
SASS Finland	Loppi	As Scheduled	+358 50 5174659	Woodbury Kane	Loppis Shooting Range
Classic Old Western Society of Finland	Helsinki	As Scheduled	+358-50-5174659	Woodbury Kane	N/A
FRANCE					
Black Rivers	Roanne	3rd Sat	336 87 46 25 82	The Kid of Neckwhite	Route de Charlieu
Buffalo Valley	Châteauneuf-en-Thymerais	As Scheduled	02 37 63 65 83	Slye Buffalo	Avenir Sportif Thymarias
Bull Run Valley	Sainte Opportune	As Scheduled	06-47-52-09-37	Ben Calhound	Association Spportive Flers Messei
CAS/SASS France	Rocheford du Gard	As Scheduled	N/A	Frenchie Boy	Golden Trigger of Freetown
East Valley	Dettwiller	As Scheduled	336 76 49 54 81	Cornelius Chesterfield	Club de Tir de la Licorne
Golden Trigger of Freetown	Puylagarde	As Scheduled	06-75-70-36-78	Cheyenne Little Colibris	A.S.T.P.V
Green Hills Cowboys	Athis De L'Orne	As Scheduled	1 33 6 07 84 32 99	Vallombreuse	N/A
Joly's Saloon	Bernay	Oct-Nov	02-32-43-35-95	Myra Maybelle Shirley Reed Starr	Joly's Saloon
Loire Valley Regulators	Cornery	As Scheduled	33 6 88 267372	Marshall John McClane	Club de Tir Sportif de Touraine
Old West Gunfighter	Rocheford du Gard	As Scheduled	06 0 726 9373	Marshal Dundee	Societe Provenceal de Tir
Reverend Oakley's Cowboy Klan	Nuits St. Georges	As Scheduled	+33685137754	Elliot Belt	N/A
Snake Valley	Le Fenti Bernard	As Scheduled	N/A	Chris T. Bunner	"Champ Blanc"
GERMANY					
Cowboy Action Shooting Germany	Edderitz	Last Sat	+49 1609 76 52588	Marshal Heck	Tombstone Village
SASS Germany	Bocholt	Wed	28233426	Rhine River Joe	Caritzi Springs
CAS Europe	Heerd	Wed	28235807	Hurricane Irmi	TR-Dusseldorf
ITALY					
Association Federal Old West	Civitella Val Chiana	As Scheduled	3663232538	Jonn Skally White	Devil's Club
LUXEMBOURG					
SASS Luxembourg	Varies	As Scheduled	00352 691 161 580	Katie Lou	N/A
NEW ZEALAND					
Ashburton Pistol Club	Ashburton	3rd Sun AM	+64 21 525 347	Kiwi Witch Doctor	Ashburton Pistol Club
Ashburton Pistol Club Wild Bunch Shooting	Ashburton	3rd Sun PM	N/A	Kiwi Witch Doctor	Ashburton Pistol Club
Bullet Spittin' Sons O' Thunder	Palmerston North	2nd Sat	+64275221920	Calamity Carrie	Rifle Rod & Gun Club Manawata Inc.
Green Mountain Boy	Upper Hutt	TBA	+644274 221 551	Bald Eagle	Kaitoke Pistol Club
Hokitikia Pistol Club Inc.	Hokitika	Sunday	+64 27 241 9111	Kid Rustler	Hokitiki Pistol Club
SASS Pistol New Zealand	Hastings	As Scheduled	+64 34 38 9696	Lindis Ranger	New Zealand Pistol Association
POLAND					
W.A.S. Banditos	Ostroda	1st Sat	+48512707038	Pavlos Banditos	Garda Ostroda Kaczory
SLOVAKIA					
Slovak Western Shooting Association	Domaniza	As Scheduled	+421903667096	Bambino	Shooting range Domaniza
SOUTH AFRICA					
Western Shooters of South Africa	Simon's Town	3rd Sat	+27 21 702 3070	Dusty Devil	False Bay Gun Club
SWEDEN					
SASS Sweden/ Thorsby Desperados	Torsby	As Scheduled	46 702711107	Ace Heart	Reito Torsby
SWITZERLAND					
Old West Shooting Society Switzerland	Kreuzlingen	As Scheduled	+41 79 909 92 70	Texas Knight	N/A
Red Sash Cowboy Association	Unterlunkhofen	As Scheduled	+41 (0) 56 6342278	Palouse Creek Hondo	N/A
UNITED KINGDOM					
British Western Shooting Society	Grimsby, Lincs	3rd Weekend	004-1205-35973	English Luke	North Cotes Butts Rifle Club
Shooters of the Cast Iron Shore	Liverpool	As Scheduled	N/A	N/A	Atlantic Leisure Sport Comple
UNITED STATES OF AMERICA					
ALABAMA					
Alabama Rangers	Birmingham	2nd Sun	205-369-2702	Cahawba Kid	Brock's Gap Training Company
North Alabama Regulators	Woodville	1st Sun	256-504-4366	Buck D. Law	Cavern Cove

CLUB NAME	CITY	MATCH DAY	PHONE	CONTACT	RANGE LOCATION
ALASKA					
Alaska 49er's	Palmer	2nd Sat & 4th Sun	907-232-1080	Marshal Stone	Mat-Valley Sportsmans Shooting Range
Alaska 49ers Wild Bunch	Palmer	As Scheduled	907-232-1080	Marshal Stone	Mat-Valley Sportsmans Shooting Range
Golden Heart Shooterist Society	Fairbanks	2nd Sat & Last Sun	907-479-9339	Drover Knutts	Chatanika Gold Camp
ARIZONA					
Arizona Cowboy Shooters Association Inc	Phoenix	2nd Sat	860-816-9500	Lou Graham	Ben Avery Shooting Facility
Arizona Yavapai Rangers	Camp Verde	4th Sat	928-710-8183	Bronc	Forest Service Road 9571
Bordertown Inc. Wild Bunch	Tombstone	As Scheduled	480-266-1096	Pecos Clyde	Tombstone Livery
Bordertown, Inc.	Tombstone	As Scheduled	520-290-8599	Quicksand	Tombstone Livery
Colorado River Regulators	Lake Havasu City	2nd Sun & 4th Sat	928-669-8707	Mike L. Phikzit	Lake Havasu Sportsman's Club
Colorado River Shootists	Yuma	4th Sun	209-613-4598	Dirty Harriet	Adair Range
Cowtown Cowboy Shooters	Peoria	1st Sun & 3rd Sat	480-773-2753	Barbwire	Cowtown Shooting Range
Cowtown Wild Bunch Shooters	Peoria	4th Sun	602-721-3175	Wild Bodie Tom	Cowtown Shooting Range
Dusty Bunch Old Western Shooters	Casa Grande	4th Sat	520-568-2852	Squibber	Casa Grande Shooting Range
Los Vaqueros	Tombstone	3rd Sat	520-235-0387	Myles Houston	Tombstone Livery
Mohave Marshalls	Golden Valley	3rd Sun	831-588-8936	Loco John	Mohave Sportsman Club
NAZty Bunch	Flagstaff	3rd Sat	928-526-3794	Coconino Pistolero	Northern Arizona Shooting Range
Old Pueblo Shootist Association	Tombstone	1st Sun	520-249-2831	Gilly Boy	Tombstone Livery
Old Pueblo Shootist Association Wild Bunch	Tombstone	4th Sat	520-249-2831	Gilly Boy	Tombstone Livery
Rio Salado Cowboy Action Shooting Society	Mesa	1st Sat	480-982-7336	A. J. Bob	Rio Salado Sportsman's Club
Whiskey Row Gunslingers	Prescott	2nd Sun	949-422-9961	Wolfie Lehr	Whispering Long Tree Range(Prescott Action Shooters)
White Mountain Old West Shootists	St. Johns	3rd Sat	928-245-6276	Fred Sharps	Northeastern Arizona Shooooters Association
Winter Range Marksman	Phoenix	N/A	602-397-3434	Sunshine Kay	Ben Avery Shooting Facility
ARKANSAS					
Arkansas Leadslingers	Rogers	2nd Sat & 4th Sat	479-633-2107	Dirty Dan Paladin	Frisco City
Judge Parker's Marshals	Fort Smith/Van Buren	3rd Sat and Sun	479-651-2475	Naildriver	Old Fort Gun Club
Mountain Valley Vigilantes	Hot Springs National Park	1st Wkd	501-337-9368	Bulldog McGraw	Mountain Valley Sportsman's Association
Outlaw Camp	Heber Springs	2nd, 4th & 5th Sat	501-362-2963	Ozark Red	Outlaw Camp
White River Gang	Mountain Home	1st Sat	719-839-0133	Bayou Bob	Twin Lakes Gun Club
CALIFORNIA					
5 Dogs Creek	Bakersfield	1st Sat & Sun	661-549-7916	Panhandle Red	Five Dogs Creek Shooting Range
Buffalo Runners	Rail Road Flat	Sat Before 2nd Sun	530-676-2997	Grizzly Peak Jake	Taylor Park
Cajon Cowboys	Devore	2nd, 4th, & 5th Sat	760-900-5199	Pasture Patti	Gem Ranch
California Rangers	Sloughhouse	2nd Sat	916-606-9051	Juss Slim	Sacramento Valley Shooting Center
California Shady Ladies	Sloughhouse	4th Sat	916-447-2040	Lady Gambler	Sacramento Valley Shooting Center
Canyon Oaks Shootists	Sylmar	2nd Sun	626-644-5368	Dusty Sagerider	Canyon Oaks Sportsmans Club
Chorro Valley Regulators	San Luis Obispo	2nd Sun & Prec. Sat	805-286-1188	Sinful	San Luis Obispo Sportsman's Association
Coyote Valley Cowboys	Morgan Hill	2nd Sat	408-489-2049	Lucas McDennis	Coyote Valley Sporting Clays
Coyote Valley Sharpshooters	Morgan Hill	3rd Sat	510-862-8000	Calamity Carl	Santa Clara Coutny Sports Park
Double R Bar Regulators	Lucerne Valley	2nd Sun	909-228-5154	Smiley Ed	Lucerne Valley Lions Club
Dulzura Desperados	Dulzura	2nd Sat	619-997-2755	Reuben J. Cogburn	South Bay Rod and Gun Club
Escondido Bandidos	Escondido	1st Sat	858-735-2354	Rustler	Escondido Fish & Games Assoc.
Gold Country Wild Bunch	Sloughhouse	3rd Sat	530-713-4194	Sutter Lawman	Sacramento Valley Shooting Center
Hawkinsville Claim Jumpers	Yreka	4th & 5th Sat	530-467-4045	Wichita Belle	Dodge Range
Helldorado Rangers	Ukiah	3rd Sunday	707-391-5991	Lead Nickel	Ukiah Gun Club
High Desert Cowboys	Palmdale	3rd Sun	661-579-6917	Doc Silverhawks	Desert Marksmen Rifle & Pistol Club
High Sierra Drifters	Rail Road Flat	2nd Sun	530-676-2997	Grizzly Peak Jake	West Point Rod & Gun
Hole In The Wall Gang	Piru	1st Sun	661-373-2709	Lefty Longridge	California Tactical Academy
Kings River Regulators	Clovis	3rd Sun	559-331-8524	High Cotton	Fresno Rifle & Pistol Club
Mother Lode Shootist Society	Jamestown	1st Sun	209-795-4175	Sioux City Kid	Mother Lode Gun Club
Murieta Posse	Sloughhouse	3rd Sun	530-676-2997	Grizzly Peak Jake	Sacramento Valley Shooting Center
Nevada City Peacemakers	Nevada City	3rd Sat	530-274-3430	Constable Dan	Nevada County Sportsmen's Club
Pozo River Vigilance Committee at Lazy Arrow	Santa Margarita	4th Sat	805-801-8750	Roger Rapid	Camatta Ranch/Lazy Arrow Adventures
Richmond Roughriders	Richmond	2nd Sun of Even Months	925-250-0737	Leapin Otis	Richmond Rod and Gun Club
River City Regulators	Davis	1st Sun	707-479-2719	Baldy Green	Yolo Sportsmen's Association
Robbers Roost Vigilantes	Ridgecrest	1st & 3rd Sat	760-375-7618	Nast Newt	Ridgecrest Gun Range
Sunnyvale Regulators	Cupertino	3rd Mon Night	650-464-3764	Shaniko Jack	Sunnyvale Rod and Gun Club
Sunnyvale Regulators Wild Bunch	Cupertino	4th Mon	408-264-5647	Lucas McDennis	Sunnyvale Rod and Gun Club
The Cowboys	Corona	4th Sun	949-235-4437	Razorback Red	Raahauge Shooting Enterprises
Two Rivers Posse	Manteca	1st Sat & 4th Sun	209-814-5322	Dragon	Manteca Sportsmen's Club

CLUB NAME	CITY	MATCH DAY	PHONE	CONTACT	RANGE LOCATION
COLORADO					
Black Canyon Ghost Riders	Hotchkiss	4th Sun	970-835-8871	Fandango Dave	Stengel Gun Range
Briggsdale County Shootists	Briggsdale	2nd & 4th Sat & 5th Sun	970-493-1813	Kid Bucklin	Pawnee Sportsmens Center
Castle Peak Wildshots	Gypsum	2nd Wkd	970-390-1369	Doctor Death	Gypsum Shooting Sports Park
Colorado Cowboys	Lake George	1st Sat	719-491-4524	Scary Indian Dude	M Lazy C Ranch
Colorado Shaketails	Hanover	1st Sun	719-338-5912	Shootin Hoosier	Frontier Sportsman's Club
Front Range Shootist	Loveland	See Website	970-302-9760	Short Barrels	Front Range Gun Club
Montrose Marshals	Montrose	2nd Sun	970-240-0419	Silver Rings	Montrose Rod & Gun Club
Northwest Colorado Rangers	Craig	4th Sat	970-208-3196	Black Mountain Cat	Bears Ears Sportsman Club
Pawnee Station Vindicators	Nunn	3rd Sat	970-667-0734	TriggerHappy Ted	Great Guns Sporting LLC
Pawnee Station Vindicators Wild Bunch	Nunn	3rd Sun	970-667-0734	TriggerHappy Ted	Great Guns Sporting LLC
Pueblo West Vigilantes	Pueblo West	2nd Sat	719-545-9463	Grizz Bear	Pueblo West Sportsmen's Assoc.
Rockvale Bunch	Rockvale	3rd Sat	719-252-5970	Cat Tracker	Rockvale Gun Club
San Juan Rangers	Montrose	1st Sun	970-417-6247	Kodiak Kid	San Juan Shooting Range
Sand Creek Raiders	Byers	4th Sun	303-366-8827	Sweetwater Bill	Colorado Rifle Club
Thunder Mountain Shootists	Whitewater	3rd Sat & Sun	970-270-4853	Pinto Being	William Jarvis Shooting Complex
Thunder Mountain Shootists Wild Bunch	Whitewater	2nd Sat	970-260-5432	Colorado Blackjack	William Jarvis Shooting Complex
Windygap Regulators	Cortez	1st Wkd	970-739-9705	Stumble Leena	Windygap Regulators
CONNECTICUT					
CT Valley Bushwhackers	Coventry	2nd Sat	860-384-0543	Double Tap Taylor	Manchester Sportsman Association
Ledyard Sidewinders	Ledyard	1st Sat	860-536-0887	Yosemite Gene	Ledyard Sportsman's Club
DELAWARE					
Paden's Posse	Bridgeville	3rd Sun	302-841-8727	Cool Hand Lee	Bridgeville Rifle Club
FLORIDA					
Antelope Junction Rangers	Clearwater	2nd Sat	727-798-0994	Moog	Wyoming Antelope Club
Big Bend Bushwhackers	Woodville	3rd Sat	850-443-7882	Deadeye Davis	Tallahassee Rifle and Pistol Club
Cowford Regulators	Jacksonville	4th Sat	904-316-0644	Misfire Mordecai	Gateway Rifle and Pistol Club
Doodle Hill Regulators	Ruskin	4th Sun	910-797-7110	Shelleen	Gun Craft Inc. Range
Fort White Cowboy Cavalry	Fort White	2nd Sat	352-222-4214	Confederate Colt	Fort White Gun Club
Ghost Town Gunslingers	St. Augustine	1st Sat	904-669-2620	Chicken Scratch	Ancient City Shooting Range
Gold Coast Gunslingers	Sunrise	1st Sat	+61 413 440 600	Dug Deeper	Markham Park Pistol and Rifle Range
Hernando County Regulators	Brooksville	1st Sun	517-622-4372	Shoulda Dun Gun	Hernando Sportsman's Club, Inc.
Lake County Pistoleros	Tavares	3rd Sat	407-592-5108	Greta Dee	Eustis Gun Club
Miakka Misfits	Myakka City	3rd Sun	941-758-9454 ext.106	Crossfire Brown	Manatee Gun & Archery Club
OK Corral Outlaws	Okeechobee	4th Sat	863-357-2226	Kokomo Kid	OK Corral Gun Club
Okeechobee Marshals	Sebastian	2nd Sat	561-371-5507	Amaduelist	Indian River County Shooting Range
Panhandle Cattle Company	Chipley	4th Sat	850-638-4939	Desperado Dale	Panhandle Cattle Company
Panhandle Cowboys	Cantonment	2nd Sun	850-932-3955	Jeb Stuart Foley	Escambia River Gun Club
Red Hills Rangers	Midway	2nd Sat	850-482-1535	Hollifer A. Dolar	Talon Training Group
Roughshod Raiders	Gainesville	1st Sat	352-317-2357	Delta Glen	Gainesville Target Range, Inc.
Southwest Florida Gunslingers	Punta Gorda	3rd Sat & 4th Sun	239-634-1898	Vaquero Tom	Hansen Range and Gun Club
Weewahoootee Vigilance Committee	Orlando	2nd Sat	407-729-8057	Dead-Aim Dave	Central Florida Rifle and Pistol Club
GEORGIA					
Cherokee Cowboys	Gainesville	4th Sat	706-654-8109	Krazy Kajun	Cherokee Gun Club
Doc Holliday's Immortals	Griffin	2nd Sat	678-472-7778	Pale Ale Rider	Griffin Gun Club
Georgia Piedmont Regulators	Eastanollee	2nd Sat	770-540-7612	Rolan Krap	Georgia Mountain Shooting Association
Lonesome Valley Regulators	Junction City	1st Sun	478-747-8149	Wishbone Hooper	Lonesome Valley Regulators
River Bend Rough Riders	Dawsonville	1st Sat	770-361-6966	Done Gone	River Bend Gun Club
South River Shootists	Covington	3rd Sat	404-405-8266	Fast Eddie	South River Gun Club
Tennessee Mountain Marauders	Ringgold	3rd Sat	423-593-3767	Double Barrel	Phoenix Farms
Valdosta Vigilance Committee	Valdosta	1st Sat	229-244-3161	Goliath	Little River Sportsmen's Assoc.
HAWAII					
Maui Marshals	Lahaina	1st & 3rd Sat	808-870-1796	Shoo-fly Kid	Valley Isle Sport Shooters Club
IDAHO					
Hells Canyon Ghost Riders	Moscow	3rd Sat	208-882-1888	Zebra Dunn	Bernard Peterson Memorial Range
Oregon Trail Rough Riders	Boise	2nd Sun & 3rd Sat	208-466-0061	Gem Hunter	Black's Creek Rifle Range
Snake River Western Shooting Society	Jerome	4th Sat	208-731-6387	Missy Mable	Jerome Rod & Gun Club
Squaw Butte Regulators	Emmett	1st Sun, 3rd Wed	208-866-7271	Idaho Six Gun Sam	Gem County Rod and Gun Club
Squaw Butte Regulators Wild Bunch	Emmett	4th Sun	208-866-7271	Idaho Six Gun Sam	Gem County Rod and Gun Club
The Portneuf Vaqueros	Pocatello	3rd Sat	208-540-0367	Varmit Hunter	Gate City Sports Shooting Association
Twin Butte Bunch	Rexbury	3rd Sat	208-745-6150	Idaho Rusty Bucket	N/A

CLUB NAME	CITY	MATCH DAY	PHONE	CONTACT	RANGE LOCATION
ILLINOIS					
Border Bandits	Rockford	4th Sat	815-721-2280	Dry Fire	NIRPC
Good Guys Posse	Winnebago	4th Sun	815-923-2191	Cornbread Lawman	Dry Gulch Ranch
Illinois River City Regulators	Chillicothe	2nd Sun	309-243-7236	Granville Stuart	Chillicothe Sportsmen's Club
Illowa Irregulars	Milan	3rd Sun	309-236-5082	Justice James Newton	Milan Rifle Club
Kishwaukee Valley Regulators	Waterman	1st Sun	815-501-9421	Six Fingered Shootist	Aurora Sportsmen's Club
Lakewoods Marshals	Rinard	1st Sat	618-262-6948	Rusty Banker	Coon Creek Ridge Riders Club
Marion County Renegades Wild Bunch	Sandoval	3rd Sat	618-267-6952	Shell Stuffer	Centralia Trap Club
Midwest Gunfighters	Sparta	As Scheduled	217-971-6107	Billy the Avenger	World Shooting Complex
Rangeless Riders	Bunker Hill	1st Sat	618-210-2586	Jean Duke	Brittany Shooting Park Ltd.
INDIANA					
Circle R Cowboys	Brookston	3rd Sat	219-208-2793	Mustang Bill	Wildcat Valley Rifle and Pistol Club
Paradise Pass Regulators	Erna Green	1st Sat	574-354-7186	C. C. Top	Paradise Pass
Pine Ridge Regulators	Carbon	2nd Sat & 5th Saturday Apr-Oct	812-420-2250	Buckshot Butt	Pine Ridge Ranch
Pine Ridge Regulators Wild Bunch	Carbon	As Scheduled	812-420-2250	Buckshot Butt	Pine Ridge Ranch
Wabash Rangers	Cayuga	4th Sat	217-267-2820	Henry Remington	Clark's Shooting Range
Westside Renegades	Evansville	4th Sat	812-459-2153	Tinhorn Timmy	Westside Sportsmen's Club
Wolf's Rowdy Rangers	Bristol	3rd Sat	574-536-4010	Justice D. Spencer	St. Joseph Valley Rifle and Pistol Association
IOWA					
Fort Des Moines Rangers	Indianola	1st Sun	515-491-0267	John Wesley Hardin	Central Iowa Shooting Sports
Outlaw's Run	Red Oak	2nd Sun	712-621-5726	Capt. Jim Midnight	Red Oak
Turkeyfoot Cowboys	Elk Run Heights	1st Sat	319-215-0340	Grizzly Red	Turkeyfoot Long Rifles Range
Zen Shootists	Nevada	2nd Sat	515-783-4833	Sergeant Duroc	Scorpion Gulch
KANSAS					
Butterfield Gulch Gang	Chapman	1st Sun & 3rd Sat	785-479-0416	Flinthills Dawg	Clark's Station
Capital City Cowboys	Topeka	4th Sun	785-220-4203	Badmoon Rison	Capital City Gun Club
Chisholm Rowdys	Benton	4th Sun	785-224-4918	Chisholm Kid	Chisholm Trail Antique Gun Association
Free State Rangers	Parker	1st Sun, 3rd Sat, & 5th Sun	913-244-4960	Beans Haney	N/A
Millbrook Wranglers	Hill City	2nd Sun	785-421-2537	Grandpa Buckten Millbrook	Mill Brook Station Shooting Range
Powder Creek Cowboys	Lenexa	2nd & 4th Sat & 4th Wed	913-209-3836	Cooncan	Powder Creek Shooting Park
Powder Creek Cowboys Wild Bunch	Lenexa	5th Sat	913-680-5757	High Plains Hud	Powder Creek Shooting Park
KENTUCKY					
Green River Gunslingers	Bowling Green	2nd & 5th Sat	270-792-9001	Yak	Green River Gun Club
Hooten Old Town Regulators	McKee	1st Sat	859-749-9292	Appalachian Alan	Hooten Old Town
Kentucky Long Rifles Cowboys	Morehead	2nd Sat	606-462-3278	Longshot Ace	Kentucky Long Rifles Club
Kentucky Regulators	Boaz	1st Sat	270-556-4082	Shenandoah Slim	Kentucky Regulators Gun Club Inc
Knob Creek Gunfighters Guild	West Point	1st Sun	502-551-8018	Joc Holliday	Knob Creek Gun Range
Levisa Fork Lead Slingers	Pikeville	4th Sat	606-631-4613	Escopeta Jake	East Kentucky Sportsman Assoc.
Ponderosa Pines Posse	Manchester	3rd Sat	606-599-5263	Copperhead Joe	N/A
LOUISIANA					
Bayou Bounty Hunters	Amite	2nd & 4th Sat	225-771-9923	Dusty Sometimes	Florida Parishes Skeet Club
Danvers Desperados	Middleton	As Scheduled	781-599-1930	Pittsburg Mac	Danvers Fish & Game Club
Deadwood Marshals	Sorrento	1st & 3rd Sat	504-458-1898	Doc Spudley	Deadwood Marshals
Harvard Ghost Riders	Harvard	As Scheduled	978-456-6971	Grazer	Harvard Sportsman's Club
MAINE					
Maine Marshals	Berwick	As Scheduled	207-272-7119	Tyler Tornado	Sanford Springvale Fish and Game
MARYLAND					
Damascus Wildlife Rangers	Mt. Airy	2nd Sat	301-253-0578	Dogmeat Dad	Izaak Walton League of America
Eas'dern Shore Renegades	Sudlersville	1st Sat	410-924-7284	Gunpowder John	Delmarva Sportsman's Association
Thurmont Rangers	Thurmont	1st Sun	240-285-7673	Cash Caldwell	Thurmont Conservation and Sportsman Club
MASSACHUSETTS					
Up The Creek Gang	Lake Charles	2nd & 4th Sat	337-274-3625	Hellbender	Lake Charles Gun Club
MICHIGAN					
Eagleville Cowboys	Central Lake	4th Sat	231-676-0922	One Son of A Gun	Eagleville Ranch
Hidden Valley Cowboys	Sturgis	3rd Sun	574-349-3764	Johnny Rebel	St. Joseph Conservation and Sportsmans Club
Johnson Creek Regulators	Plymouth	4th Sat	313-686-8416	TG Wild Dogie	Western Wayne County Conservation Club

CLUB NAME	CITY	MATCH DAY	PHONE	CONTACT	RANGE LOCATION
River Bend Rangers	Niles	2nd Sat	269-340-5222	Robert Chance Cole	Bend of the River Conservation Club
Rocky River Regulators	Utica	3rd Sun	248-709-5254	Terrebonne Bud	Detroit Sportsmen's Congress
Rocky River Regulators Wild Bunch	Utica	As Scheduled	248-709-5254	Terrebonne Bud	Detroit Sportsmen's Congress
Saginaw Field and Stream Club	Saginaw	As Scheduled	989-585-3292	Katie Callahan	Saginaw Field and Stream Club
Sucker Creek Saddle & Gun Club	Breckenridge	3rd Sat.	N/A	N/A	N/A
Wolverine Rangers	Kimball	As Scheduled	734-612-0570	Sinola Kid	Blue Water Sportsman's Association
MINNESOTA					
Cedar Valley Vigilantes	Morristown	1st & 3rd Sat	612-384-9115	Riverboat Red	Ahlman's Gun Shop
Fort Belmont Regulators	Jackson	2nd Sun	507-822-5214	A J Royal	Des Moines Valley Sportsman's Club
Granite City Gunslingers	Kimball	2nd & 5th Sat	320-979-1745	Timber Jack Thompson	Kimball Rod and Gun Club
MISSISSIPPI					
Gulf Coast Gunslingers	Lumberton	1st & 3rd Sun	504-722-8988	Cooper York	Lamar County Shooting Range
Mississippi Peacemakers	Mendenhall	3rd Sat	662-417-0250	Buck Bow	Purgatory/Peacemaker
Mississippi River Rangers	Byhalia	3rd sun & 4th and 5th Sat	901-490-0183	Jered Maddox	Rabbit Ridge Ranch
MISSOURI					
Bear Creek Volunteers	Walnut Shade	2nd Wkd	417-501-1886	Alice K. Grierson	Liberty Range
Butterfield Trail Cowboys	Walnut Shade	1st & 3rd Wed & 4th Weekend	417-350-5271	Stennett Kid	Ozark Shooters Sports Complex
Butterfield Trail Cowboys Wild Bunch	Walnut Shade	4th Wkd	417-350-5271	Stennet Kid	Ozark Shooters Sports Complex
Central Ozarks Western Shooters	Newburg	3rd Sun	573-486-2259	Irish Jack Daniels	Central Ozarks Pratical Shooters Range
Double M Cowboys	Marshfield	1st Sun	417-839-6797	Boothill Slim	Outlaw Range
Gateway Area Shootist Society	Barnhart	3rd Sun	314-846-2904	Doc Slogun	Arnold Rifle and Pistol Club
Liberty Land and Cattle Company	Walnut Shade	3rd Fri & Sat & 5th Sat	217-209-2548	Two Gun Gentleman Jack	Liberty Range Bear Creek Shooting Complex
Southern Missouri Rangers	Marshfield	4th Wkd	417-839-8325	Two Shot Hoss	Outlaw Range
The Ozark Posse	Cassville	1st Sat	417-846-5142	Tightwad Swede	N/A
MONTANA					
SSun River Rangers Shooting Society	Augusta	1st Sat/Sun apr-oct & 4th Sat Apr-Oct	406-452-3015	Montana Wrangler	N/A
Bitterroot Buckaroos	Hamilton/ Polson	1st Sat/ 4th Sat	406-531-4116	May B. Shecann	Whittecar Rifle & Pistol Club/ Polson Rifle Club
Black Horse Shootists	Great Falls	Wkd of 3rd Sun	406-727-7625	J. E. B. Stuart Montana	Great Falls Shooting Sports Complex
Custer County Strangers	Miles City	3rd Sat	406-232-0727	Hartshot	Custer Rod & Gun Club
Gallatin Valley Regulators	Logan	2nd Sat	406-388-2902	El Hombre de Montana	Manhattan Wildlife Association
Montana Territory Peacemakers	Billings	4th Sat	406-254-9414	Lascivious Latigo	Billings Rod & Gun Club
Rocky Mountain Rangers	Noxon	2nd Full Wkd	406-240-2139	Jake the Snake	Noxon Rod and Gun Club
NEBRASKA					
Columbus Rifle Club	Columbus	As Scheduled	402-710-3645	Tommy Two Dog	Columbus Rifle Club
Eastern Nebraska Gun Club	Louisville	2nd Sun	402-643-5000	Crooked Creek	Eastern Nebraska Gun Club
Lincoln Area Regulators	Bennet	1st Sat	402-429-2277	Mustang Gregg	Izaak Walton League, Chapter 65
Platte Valley Gunslingers	Alda	Sunday	308-380-4682	Stirrup Trouble	Heartland Public Shooting Park
NEVADA					
Battle Born Rangers	Fernley	N/A	775-250-4554	Irish Ike	N/A
Desert Desperados	Las Vegas	3rd Sun	702-419-7024	Nasty Nels	Desert Sportsman Rifle and Pistol Club
Eldorado Cowboys	Boulder City	1st Sun & Prec. Sat	702-429-4102	Lady Glitter	Boulder Rifle & Pistol Club
Nevada Rangers Cowboy Action Shooting Society	Las Vegas	2nd Wknd	702-460-6393	MT Fargo	Clark County Shooting Range
Silver State Shootists	Carson City	3rd Sun	775-586-9178	Tahoe Bill	Carson Rifle & Pistol Range
NEW HAMPSHIRE					
Pemi Valley Peacemakers	Holderness	As Scheduled	603-648-6641	Crystal Creek Chris	Pemigewasset Valley Fish and Game Club
White Mountain Regulators	Candia	As Scheduled	603-957-0377	Dead Head	Kinnicun Fish & Game
NEW JERSEY					
Jackson Hole Gang	Jackson	4th Sun	732-547-7578	Papa Gray	Central Jersey Rifle & Pistol Club
Quinton Mavericks	Quinton	2nd Sunday	302-750-2381	Yellow Mike	Delaware Blues Rifle and Pistol Club, Inc.
Shongum Wiley Coyotes	Oxford	3rd Sun	973-219-9585	Johnny Swan	Shongum Sportsman Association
NEW MEXICO					
Angels and Outlaws	Clovis	2nd Sat	575-760-2221	Gridlock McLeod	Patriot Outdoors Club, Inc.
Bighorn Vigilantes	Edgewood	1st Sat	505-286-0830	German George	Founders Ranch
Buffalo Range Riders	Edgewood	1st Sun	505-323-8487	Garrison Joe	Founders Ranch
Buffalo Range Riders Mounted	Edgewood	2nd Sat	505-379-8957	Chili Cowboy	Founders Ranch
Gila Rangers	Mimbres	2nd Sat	575-956-5221	Hands	Fowler Land and Cattle Company

CLUB NAME	CITY	MATCH DAY	PHONE	CONTACT	RANGE LOCATION
High Desert Drifters	Edgewood	2nd Sat	505-550-9230	Jim Miller	Founders Ranch
Los Pistoleros	Edgewood	Last Sat	505-563-0545	J. Frank Norfleet	Founders Ranch
Monument Springs Bushwhackers	Hobbs	4th Sat	575-408-2177	Curley Bill Jones	Hobbs Gun Club
Picacho Posse	Las Cruces	4th Sat	575-644-3317	Fast Hammer	Butterfield Shooting Range
Rio Grande Renegades	Albuquerque	2nd Wed, 3rd Sat, 4th Sun, 5th Wkd	574-253-2808	Fire Eater	Albuquerque Shooting Range
Rio Grande Renegades Wild Bunch	Albuquerque	3rd Sun	505-263-1181	Mica McGuire	Albuquerque Shooting Range
Tres Rios Bandidos	Farmington	2nd & 4th Sun	505-632-9712	El Mulo Vaquero	San Juan Wildlife Federation

NEW YORK

Boot Hill Regulators	Chester	1st Sun	570-296-2032	Tom Payne	Monroe Chester Sportsmen Club, Inc.
Circle K Regulators	Ballston Spa	3rd Sun	518-368-3535	Annabelle Bransford	Kayaderoseras Fish & Game Club
Circle K Rough Riders Wild Bunch	Ballston Spa	As Scheduled	518-584-9869	Roy Cassidy	Kayaderoseras Fish and Game Club
East End Regulators	West Hampton Beach	1st Sun	516-640-8082	South Pass Kid	Long Island Practical Shooters, Inc.
Hole In The Wall Gang	Calverton	3rd Sat	631-864-1035	El Fusilero	Calverton Shooting Range
Holliday's Rough Riders	Blasdell	5th Sun	716-838-4286	Rev. Dave Clayton	Blasdell Rod and Gun Club
Pathfinder Pistoleros	Fulton	1st Sun	315-420-4952	Blackjack Belle	Fulton, NY
Sackets Harbor Vigilantes	Watertown	4th Sun	315-788-1168	Mr. Stryker	Sackets Harbor Sportsman's Club
Tonawanda Cowboys	Pendleton	3rd Sat	716-544-1638	Rusty Rick	Tonawanda Sportsman's Club

NORTH CAROLINA

Buccaneer Range Regulators	Leland	2nd Sat	910-330-7179	Jefro	Buccaneer Gun Club Inc.
Carolina Cattlemen's Shooting and Social Society	Creedmoore	2nd Sat	919-791-9816	J. M. Brown	Sir Walter Gun Club
Cross Creek Cowboys	Wagram	3rd Sat	910-470-4891	High Noon Henry	Wagram Sportsmen's Association
Iredell Regulators	Statesville	4th Sat	704-677-0554	Tin Can Sailor	Iredell Lodge - FOP #10
Neuse River Regulators	Hevelock	Every Sat	252-354-4275	Bronco Kid	Sure Shot Gun Sports
North Carolina Cowboys, Inc.	Salisbury	As Scheduled	919-920-7819	R. J. Gatling	Rowan County Wildlife Association
Old Hickory Regulators	Rocky Mount	1st Sat	252-908-0098	Wendover Kid	Old Hickory Gun Club, Inc.
Old North State Posse	Salisbury	1st Sat	336-558-9032	Tracker Mike	Rowan County Wildlife Association

NORTH DAKOTA

Dakota RoughRiders	Moffit	As Scheduled	701-223-3085	Rod-Iron-Rip	Fried Family Marksmanship Complex
Sheyenne Valley Peacekeepers	Enderlin	Last Sat	701-793-4116	Wild River Rose	Sheyenne Valley Peacekeeper Range

OHIO

Big Irons	Middletown	1st Sat	513-304-3505	Deadwood Stan	N/A
Blackhand Raiders	Nashport	2nd Sun	614-313-6122	Iron Horse Garrett	Dillon Sportsman Center
Brown Township Regulators	Malvern	Last Sat	330-904-5166	Sixgun Seamus	Brown Township Sportsman's Club
Central Ohio Cowboys	Circleville	4th Sun	614-563-6034	Stagecoach Hannah	Pickaway County Sportsmans Club
Firelands Peacemakers	Rochester	3rd Sat	216-789-7885	Harry Yount	Rochester Rod Range
Greene County Cowboys	Xenia	1st Sun	937-422-4595	Ruger Ray	Greene County Fish & Game Association
Miami Valley Cowboys	Piqua	2nd Sun	937-219-4376	Mean Gun Mark	Piqua Fish & Game
Ohio Valley Vigilantes	Mt. Vernon	4th Sat	614-870-3462	Useless Houston	N/A
Sandusky County Regulators	Gibsonburg	2nd Sat	419-205-0114	Badfinger Bodene	Sandusky County Sportsman's Club
Scioto Territory Desperados	Marengo	3rd Sun	614-795-0461	Johnny Longpants	Cardinal Shooting Center
Shenango River Rats	Masury	2nd Sat & Last Thurs	440-693-4210	Slow Mo Derm	Brookfield Tri-District Conservation Club
Tusco Long Riders	Dennison	1st Sat	216-334-9749	Prairie Dawg	Tusco Rifle Club, Inc.
Wild Wild West Point Cowboy Action Shooting	West Point	2nd Sun	330-386-6975	Blue Eyed Bob	West Point Rod & Gun Club

OKLAHOMA

Indian Territory Single Action Shooting Society	Sand Springs	2nd Sun, 3 Sat, & 4th Wed.	918-519-0927	Bad Crooked Aimes	Tulsa Red Castle Gun Club
Lincoln County Cowboys	Cushing	1st Sat & 3rd Sun	918-285-0543	Scott Wayne	Crossroads Gun Range
Oklahoma Territorial Marshals	Arcadia	2nd Sat & 4th Sun	405-373-1472	Flat Top Okie	Oklahoma City Gun Club
Red River Valley Cowpokes	Albany	2nd Wknd	580-847-2210	Calamity Di Bar	Red River Valley Cowboy Church
Shortgrass Rangers	Grandfield	1st Sat & 3rd Sat	405-640-5650	Oklahoma Spuds	N/A
Tulsey Town Cattlemen's Association	Tulsa	2nd & 4th Sat	918-697-7396	Dry Gulch Deryl	Tulsa Gun Club

OREGON

Dry Gulch Desperados	Milton-Freewater	1st Sat	509-520-2789	Pinto Annie	East End Rod & Gun Club
Horse Ridge Pistoleros	Bend	1st, 3rd, & 5th Sun	541-848-7260	Big Casino	Central Oregon Shooting Sports Association
Horse Ridge Pistoleros Wild Bunch	Bend	1st, 3rd, & 5th Sun	541-848-7260	Big Casino	Central Oregon Shooting Sports Association
Merlin Marauders Cowboy Action Shooting Possee	Grants Pass	1st Sat & 3rd Sun	541-226-7814	New Hope Kid	Josephine County Sportsmans Association Park
Old 97 Railroad Rangers	Redmond	2nd & 4th Sat	541-548-3198	Tetherow Tex LaRue	Redmond Rod and Gun Club
Old 97 Railroad Rangers Wild Bunch	Redmond	4th Sat	541-548-3198	Tetherow Tex LaRue	Redmong Rod and Gun Club
Oregon Old West Shooting Society	Albany	3rd Sun & 4th Sat	541-760-0884	Barry L. Plotz	Albany Rifle & Pistol Club
Oregon Trail Regulators	La Grande	3rd Sat	541-571-4979	T. J. Maverick	La Grande Rifle & Pistol Club Hwy 244, LGRPC

CLUB NAME	CITY	MATCH DAY	PHONE	CONTACT	RANGE LOCATION
Orygun Cowboys	Sherwood	4th Sat	503-539-6335	Kansan	Tri County Gun Club
Table Rock Rangers	Eagle Point	1st Sun & 2nd Sat	541-944-2281	Jed I. Knight	Jackson County Sports Park
PENNSYLVANIA					
Blue Mountain Rangers	Hamburg	3rd Sun	610-334-3499	Tombstone Coty	Shartlesville, PA
Boot Hill Gang of Topton	Topton	1st Sun	610-704-6792	Lester Moore	Topton Fish & Game Association
Chimney Rocks Regulators	Hollidaysburg	2nd Sat	814-695-7064	Colorado Smith	Hollidaysburg Sportman Club
El Posse Grande	Muncy Valley	4th & 5th Sun	570-337-3974	Black Hills Barb	North Mountain Sportsman's Association
Elstonville Hombres	Manheim	4th Sun	717-648-7491	Circuit Rider Jeff	Elstonville Sportsman's Association
Heidelberg Lost Dutchmen	Newmanstown	2nd Sun	717-675-7322	High Spade Mikey Wilson	Heidelberg Sportsman Association
Jefferson Outlaws	Spring Grove	3rd Sat	443-841-5527	Dice	Jefferson Rifle Club
Logan's Ferry Regulators	New Kensington	2nd Sat	724-727-7879	Dirt Slider	Logans Ferry Sportsmen's Club
Mainville Marauders	Mainville	2nd Sun	570-690-3932	Dodge Bill	Mainville Sportsman's Club
Matamoras Mavericks	Milford	2nd Sun	570-686-3618	Ziggady Zag	Matamoras Rod & Gun Club
Perry County Regulators	Ickesburg	1st Sat	717-307-6374	Farmer Brown	Ickesburg Sportsmen's Association
Welsh Mountain Regulators	Gap	2nd Sat	484-802-7122	Blaze Crittenden	New Holland Rifle and Pistol Club
RHODE ISLAND					
Lincoln County Lawmen	Foster	3rd Sun	401-651-5827	Preacher Ben Pray'n	Pine Tree Gun Club
SOUTH CAROLINA					
Belton Bushwhackers	Belton	2nd Sat	864-363-3147	Slippery Stew	Belton Gun Club
Geechee Gunfighters	Ridgeville	4th Sat	843-737-3501	Doc Kemm	Palmetto Gun Club
Hurricane Riders	Galivants Ferry	3rd Sat	843-756-6351	Palmetto Jack	Horry Chapter Wildlife Action
Moonshine at Dark Corner	Travelers Rest	1st Sun.	941-264-75722	Fancy Filly	N/A
N/APalmetto Posse	Gaston	1st Sat	803-447-0853	Stone Ground	Mid Carolina Rifle Club
Savannah River Rangers	Gaston	3rd Sun	803-960-3907	Kid Ray	Mid Carolina Rifle Club
SOUTH DAKOTA					
Black Hills Shootist Association	Pringle	3rd Sun	612-817-2212	Boulder Canyon Bob	Pringle Shooting Range
Cottonwood Cowboy Association	Clark	As Scheduled	605-532-5212	Dakota Nailbender	Cottonwood Cowboy Range
Medicine Creek Road Agents	Oneida	1st Sun	605-222-5145	Iron Mender	Medicine Creek Road Agents Shooting Range
TENNESSEE					
Wartrace Regulators	Wartrace	1st Sat	931-703-8274	Whiskey Hayes	N/A
Greene County Regulators	Rogersville	1st Sat	423-383-3195	Lil Weasel	Greene County Fish & Game Assoc.
Memphis Gunslingers	Lakeland	1st Sun & 2nd Sat	901-490-4195	Bitterroot Jak	Memphis Sport Shooting Association
Memphis Gunslingers Wild Bunch	Lakeland	2nd Sat	901-601-7459	Hot Lead Lefty	Memphis Sport Shooting Association
Ocoee Rangers	Cleveland	4th Sat	423-595-3819	Ocoee Red	Cleveland Hunting Rifle & Pistol Club
ORSA's Oak Ridge Outlaws	Oak Ridge	2nd Tues & Sat	865-567-1574	Horse Doc	Oak Ridge Sportsman's Association
Wartrace Regulators Wild Bunch	Wartrace	3rd Sat	931-703-8274	Whiskey Hayes	N/A
TEXAS					
Badlands Bar 3	Clarksville	4th Wkd	903-272-9283	T-Bone Dooley	Badlands Bar 3
Butterfield Trail Regulators	Anson	3rd Sat	325-669-5903	Smilin Joe	Anson
Comanche Trail Shootists	Midland	1st Sat	432-557-6598	Dee Horne	Timberline Ranch
Comanche Valley Vigilantes	Cleburne	4th Wkd	817-980-7206	Shady McLarry	Ormsby Ranch
Concho Valley Shooters	Water Valley	2nd Sat	325-655-3625	Doc Sanders	McDuffie Range
Green Mountain Regulators	Marble Falls	4th Sat	254-449-0082	Reckon	Joma Enterprises LLC
Gruesome Gulch Gang	Plainview	3rd Sat	806-729-5887	Eli Blue	N/A
Lone Star Frontier Shooting Club	Cleburne	2nd Wkd	214-850-9695	Texas Banker	Ormsby Ranch
Oakwood Outlaws	Oakwood	2nd Full Wkd	214-384-3975	Denton Dancer	Shank Ranch
Old Fort Parker Patriots	Groesbeck	3rd Wkd	903-253-6401	Silver Cloud	Old Fort Parker Gun Club
Orange County Regulators	Orange	1st & 3rd Sat	409-267-1091	Texas Gator	Orange Gun Club
Plum Creek Shooting Society	Lockhart	1st Sat	512-626-8189	Dragon Hill Dave	Comanche Country Ranch
Purgatory Ridge Rough Riders	Slaton	4th Sat	806-777-6182	Armed to the Teeth	Rustic Range
Rio Grande Valley Vaqueros	Pharr	4th Sun	956-648-7364	Dream Chaser	Pharr Rifle and Pistol Club
South Texas Pistoleros	San Antonio	1st & 3rd Sat	210-213-9812	Latigo Lee	A Place To Shoot Inc.
Tejas Caballeros	Blanco	3rd Sat	210-870-9411	Mia Jameson	Texas Republic Ranch
Texas Doughboys	Bowie	3rd Sat	469-569-3322	Col. Dusty Boddams	Gun Runner Shooting Range
Texas Historical Shootist Society	Columbus	2nd Sat & 3rd Sun	281-830-8188	Texas Mulehead	Brune Ranch
Texas Riviera Pistoleros	George West	2nd & 5th Sat	361-384-9450	Dusty Lawdog	Gamble Gulch Range
Texas Ten Horns	Leonard	1st Sat & Sun	972-658-4347	Hairtrigger Hayes	Top Gun Shooting Sports
Texas Troublemakers	Brownsboro	1st Sat	903-539-7234	Lefty Tex Larue	Troubletown Range
Texas Tumbleweeds	Amarillo	1st & 2nd Sat	806-231-4569	Cayenne	Texas Tumbleweed Range
Texican Rangers	Comfort	2nd Sat & Sun	210-862-7464	A.D.	Adolf Stieler Ranch

CLUB NAME	CITY	MATCH DAY	PHONE	CONTACT	RANGE LOCATION
Texican Rangers Wild Bunch	Comfort	5th Sat As Scheduled	830-634-3414	Crazy Clyde	Adolf Stieler Ranch
Thunder River Renegades	Plantersville	1st & 4th Sat	281-785-2397	Osage Mike	N/A
Willow Hole Cowboys	North Zulch	3rd Sat	979-696-1300	Def Willie	Thomason Ranch
UTAH					
Castle Gate Posse	Price	4th Sat	435-650-6544	Fargo Kid	North Spring Shooting Range
Cowboys Of Utah	Salt Lake City	2nd Sat	801-913-5634	Tumbleweed Willey	WASR "Big Salty"
Dixie Desperados	Hurricane	2nd & 4th Sat	85246	Navajo Kelly	Southern Utah Shooting Sports Park
Dixie Desperados Wild Bunch	Hurricane	1st & 5th Sat	435-773-8916	William Waddy	Southern Utah Shooting Sports Park
Mesa Marauders Gun Club	Lake Powell	3rd Sat	435-272-1708	Copper Queen	Gunsmoke Range
Utah Territory Gunslingers	Salt Lake City	1st Sat	435-840-5193	Rusty Razor	Big Salty
Utah War	Salt Lake City	3rd & 5th Sat	801-518-3374	Jubal O. Sackett	WASR "Big Salty"
Wahsatch Desperadoes	Fruit Heights	2nd & 4th Sat	801-940-9742	Sly Steadyhand	WSA Shooting Range
VIRGINIA					
Bedford Liberty Long Riders	Bedford	1st Sun	434-942-7369	Thunder Colt	Bedford Rifle and Revolver Club
Bend of Trail	Hardy	4th Sun	540-855-4459	Redrider Slim	Roanoke Rifle & Revolver Club
Cavalier Cowboys	Montpelier	1st Sun & 2nd Wed	804-307-2980	Major B.S. Walker	Cavalier Rifle and Pistol Club
KC's Corral Cowboy Shooting Association	Mechanicsville	3rd Sat	804-400-2869	Ricochet Kid	Black Creek Gun Club
Mattaponi Sundowners	Shacklefords	3rd Sun & 4th Sat	804-241-5418	Potter County Kid	West Point Gun Club
Pepper Mill Creek Gang	King George	4th Sun	540-775-7417	Justice Deadly	Northern Virginia Gun Club
Pungo Posse Cowboy Action Club	Waverly	1st & 2nd Sat	757-635-6198	Beartooth Les	Sussex Shooting Sports
Rivanna Ranger Company	Charlottesville	2nd Sat	203-216-2316	Captian R. Hugh Kidnme	Rivanna Riffle and Pistol Club
Virginia City Marshals	Fairfax	1st Tues	540-351-0211	Lawman Mays	NRA Headquarters Range
VERMONT					
Verdant Mountain Vigilantes	St. Johnsbury	As Scheduled	802-363-7162	Doc McCoy	Caledonia Forest and Strem Club
WASHINGTON					
Apple Valley Marshals	East Wenatchee	3rd Sat	509-679-0847	First Chance	North Central Washington Gun Club
Beazley Gulch Rangers	Quincy	Last Sun	509-787-1782	An E. Di	Quincy American Legion Gun Club
Mima Marauders	Olympia	2nd Sat	360-352-1393	Diablo Dalton	Evergreen Sportsman Club
Northeast Washington Regulators	Colville	1st Wkd	509-684-2325	A. T. McGee	Ricochet Junction
Pataha Rustlers	Dayton	2nd Sat	509-520-2789	Pinto Annie	Patit Range
Rattlesnake Gulch Rangers	Benton City	4th Sat	509-628-0889	Ricochet Robbie	Tri Cities Shootig Association
Renton United Cowboy Action Shooters	Renton	1st Wkd	425-432-3534	Cedar County Sheriff	Renton Fish & Game Club
Smokey Point Desperados	Arlington	2nd Sun	425-335-5176	Mudflat Mike	Marysville Rifle Club
Windy Plains Drifters	Medical Lake	Sat & Sun 2nd & 4th Wkd	509-953-1113	Svenska Annie	Windy West Plains Range
Wolverton Mountain Peace Keepers	Ariel	3rd Sat (Mar-Sept)	360-901-5688	Evergreen Rose	Wolverton Mountain Gun Club
Yakima Black Rock Bunch	Moxee	2nd Sat	509-925-3620	Hondo Red	Sun Valley Shooting Park
WEST VIRGINIA					
Cowboy Action Shooting Sports	Great Cacapon	4th Sun Mar to Oct	304-289-6098	Last Word	Singing Hills Ranch
Dawn Ghost Riders	Hinton	1st Sun	304-832-6550	Blue Ridge Rooster	Dawn Sportsmen's Club
Henderson Wilds Justice League	Williamstown	3rd Sun	740-516-6624	Thaddeus Jones	Henderson Wilds
Kanawha Valley Regulators	Eleanor	2nd Sat	304-397-6188	Eddie Rebel	Putnam County Park Gun Club
Kanawha Valley Regulators Wild Bunch	Eleanor	2nd Wkd	304-397-6188	Eddie Rebel	Putnum County Gun Club
Whitehorse Riders Cowboy Action	Peeltree	2nd Sun	304-838-2791	Jessie May Belle	Whitehorse Firearms and Education Center
WISCONSIN					
Bristol Plains Pistoleros	Bristol	2nd Sat & Sun	847-421-1246	Rusty Brec	Conservation Club of Kenosha County
Crystal River Gunslingers	Dayton	2nd Sat	920-722-4105	James Rosewood	Chain O'Lakes Conservation Club
Hodag Country Cowboys	Rhinelanders	2nd Sat	715-493-0152	Singleshot Virgil	Hodag Sports Club
Liberty Prairie Regulators	Ripon	3rd Sat	920-896-5128	Dirty Deeds	Ripon Rifle and Pistol Club
Rock River Regulators	Beloit	1st & 3rd Sat	608-931-4821	Stoney Mike	Beloit Rifle Club
Western Wisconsin Wild Bunch	Holmen	2nd Sat	608-790-3260	Flyen Doc Koyote	Holmen Rod and Gun Club
Wisconsin Old West Shootists, Inc	Glenwood City	2nd Sun & 4th Sat	715-790-9959	Colonel Carbine	WOWS Station
WYOMING					
Bessemer Vigilance Committee	Casper	1st Sun & 3rd Sat	307-267-1155	Smokewagon Bill	Stuckenhoff Sport Shooters Complex
Border Vigilantes	Cheyenne	3rd Sat	307-287-6733	Assassin	Otto Road Shooting Range
Cheyenne Regulators	Cheyenne	1st Saturday	303-968-7616	Kid Kent	4276 Calico Hill Ranch Road
Colter's Hell Justice Committee WSAS	Powell	1st Sat	307-254-2090	Yakima Red	Heart Mountain Rod and Gun Club
Great Divide Outlaws	Rawlins	4th Sat	307-320-7250	Slingn Lead	Rawlins Outdoor Shooting Complex

SASS AFFILIATED CLUBS 2020-2021 ANNUAL MATCHES

CLUB NAME	DATE	CONTACT	PHONE	EMAIL	CITY	ST	WEB SITE
AUSTRALIA							
SASS Australian Regional Championship	10/2-4	RC Shot	+61 447 831 154	russell.behrens@mmem.com.au	N/A	N/A	October ssaa.org.au
SASS Regional Championship Australia	10/1-3	RC Shot	+0447 831154	N/A	N/A	N/A	October ssaa.org.au
CANADA							
SASS Eastern Canadian Wild Bunch Regional Championship	7/28-29	Legendary Lawman	905-393-4299	peterandliz2012@gmail.com	Prescott	ON	July sassesterncanadianregional.com
SASS Eastern Canadian Regional Championship	7/29-31	Drop Dead Dave	613-213-3022	d_nixer@hotmail.com	Prescott	ON	July sassesterncanadianregional.com
SASS WESTERN CANADIAN REGIONAL CHAMPIONSHIP Shootout at Bounty Gulch	8/4-7	Wild Whiskey Wade	306-230-3788	trentuntereiner@live.ca	Saskatoon	SK	August sawws.com
SASS CANADIAN NATIONAL WILD BUNCH CHAMPIONSHIP Shootout at Twin Rivers Cowtown	9/1-2	Gunfighter Jim	250-573-2885	gunfighterjim@telus.net	Kamloops	BC	September ktsa.ca/
SASS CANADIAN NATIONAL CHAMPIONSHIP Shootout at Twin Rivers Cowtown	9/3-6	Gunfighter Jim	250-573-2885	gunfighterjim@telus.net	Kamloops	BC	September ktsa.ca/
NEW ZEALAND							
End of the Trail	10/23-25	Calamity Carrie	+64275221920	carolyn.fulton@xtra.co.nz	Palmerston	N/A	October N/A
SASS New Zealand National Championship	10/29-11/1	Kid Rustlers	+64 27 241 9111	N/A	Hokitika	N/A	October N/A
UNITED STATES OF AMERICA							
High Noon at Tusco	10/2-4	Prairie Dawg	216-334-9749	lpolsi@yahoo.com	Midvale	OH	October tuscolongriders.com
SASS Indiana State Championship Ambush at Paradise	10/2-4	C. C. Top	574-354-7186	curttbaguns@gmail.com	Etna Green	IN	October paradisepasregulators.com/
SASS Oklahoma State Wild Bunch Championship Red Dirt	10/2-4	Hondo Tweed	405-694-5270	hondotweed@gmail.com	Arcadia	OK	October cowboy.okcgunclub.org
Comanche Moon Shootout	10/3-4	Dee Horne	432-557-6598	selzmilton@gmail.com	Midland	TX	October comanchetrailshootists.org/
Arkansas/ Missouri Border Wars	10/3	Ozark Captain	417-372-2993	sasscas38@gmail.com	Mountain Home	AR	October twinlakesgunclub.com
Rifleman's Holiday	10/3-4	Monty Rio	928-243-4471	bco173rd@yahoo.com	St. Johns	AZ	October wmwos.com
Huntsman World Senior Games	10/6-10	Bit Younger	435-239-4014	clark_poulton@q.com	Hurricane	UT	October dixiedesperados.com
SASS Tennessee State Championship Regulators Reckoning	10/8-10	Whiskey Hayes	931-703-8274	Bill_May@b-f.com	Wartrace	TN	October wartraceregulators.com/
Buzzard Boil	10/9-11	Double Tap Taylor	860-384-0543	ljtfisher@yahoo.com	Coventry	CT	October CTValleyBushwackers.com
Mayhem on the Mountain	10/9-11	Ozark Outlaw	501-362-2963	ozarkoutlaw357@yahoo.com	Heber Springs	AR	October outlawcamp.com
SASS Arkansas State Blackpowder Championship	10/9-11	Ozark Outlaw	501-691-0088	ozarkoutlaw357@yahoo.com	Heber Springs	AR	October outlawcamp.com
SASS New York State Wild Bunch Championship Muster At Fort Misery	10/10-11	Renegade Roper	518-275-1342	dischenab@gmail.com	Ballston Spa	NY	October circlekregulators.com
Peaceful End of Track at High Sierra	10/15-18	Grizzly Peak Jake	510-702-8064	trb94611@yahoo.com	Railroad Flat	CA	October cagunslingers.com/
Border Wars	10/16-18	Beans Haney	913-244-4960	monicahaney@hotmail.com	Parker	KS	October freestaterangers.com
Ridin' the Trail	10/17-18	Smilin Joe	325-669-5903	kjackson4@sbcglobal.net	Anson	TX	October N/A
SASS Illinois State Wild Bunch Championship	10/18	Billy The Avenger	217-971-6107	chuckey13@hotmail.com	Sparta	IL	October logincowboys.org/illinois-sas-wb-championship-2019/
SASS Southeast Regional Ambush at Cavern Cove	10/22-24	Buck D. Law	256-504-4366	don.carlton@arrowgraphics.net	Woodville	AL	October northalabamaregulators.com
SASS Louisiana State Championship Hot Lead in Deadwood	10/24-25	Cole Trigger	504-554-2445	jimf@weisersecurity.com	Serrento	LA	October deadwoodmarshals.com/
SASS Texas State Blackpowder Championship Regulators Revenge	10/24-25	Reckon	254-449-0082	ireckon357@yahoo.com	Marble Falls	TX	October greenmountainregulators.org/
SASS SOUTHWEST REGIONAL CHAMPIONSHIP Land Run	10/28-31	Missouri Mae	405-517-8433	missourimae@gmail.com	Oklahoma City	OK	October cowboy.okcgunclub.org/
Ride of The Immortals	10/30-31	Pale Ale Rider	678-472-7778	garand65@hotmail.com	Griffin	GA	October DHicowboys.com
Fall Fandango	10/30-11/1	Fire Eater	574-253-2808	tkissing@yahoo.com	Albuquerque	NM	October riogranderenegades.org
Showdown 2020	10/31-11/1	Shady McLarry	817-980-7206	rickeymarsh@charter.net	Cleburne	TX	October comanchevalley.org
Shootout at Usery Pass	11/3	A.J. Bob	480-982-7336	N/A	Mesa	AZ	November riosaladocowboys.com/
Hangin' at Coyote Creek	11/6-7	Dusty Sometimes	225-771-9923	Kevin.Bodden@uss.dhs.gov	Amite	LA	November bayoubountyhunters.com
Battle of Plum Creek	11/7-8	Dragon Hill Dave	512-626-8189	dhdonald@mindspring.com	Lockhart	TX	November plumcreekss.org
Turkey Shoot	11/8	Silver Rings	970-240-0419	pckinco@yahoo.com	Montrose	CO	November N/A
SASS South Carolina State Championship Rampage at Ridgeville	11/12-15	Doc Kemm	843-737-3501	dockemm10@gmail.com	Ridgeville	SC	November palmettogunclub.org
SASS California State Black Powder Championship	11/13-15	Lucas McDennis	408-489-2049	lucasmcdennis@gmail.com	Morgan Hill	CA	November coyotevalleycowboys.com
Dulzura Duststorm	11/14	Reuben J. Cogburn	619-997-2755	csheml@cox.net	Dulzura	CA	November dulzuradesperados.com
SASS Texas State Wild Bunch Championship	11/14-15	Col. Dusty Boddams	469-569-3322	jhurst@pwhome.com	Bowie	TX	November facebook.com/groups/928402084279710/
SASS Florida State Championship Ides of March	11/19-22	Smart Asterisk	650-776-2854	SmartAsterisk@Outlook.com	Tavares	FL	November actionshootingnetwork.com/lcp
SASS California State Wild Bunch Championship	11/20-22	Tully Mars	925-783-3800	locketrbryan@yahoo.com	Sloughhouse	CA	November agunslingers.com
Ghost Dancer Christmas Match	12/5	Palmetto Traveler	803-622-2537	N/A	Gaston	SC	December palmettoposse.com
Territorial Prison Breakout	1/15-17	Dirty Harriet	209-613-4598	isnyder@inreach.com	Yuma	AZ	January yumamatchmasters.com/
Shootout at the OK Corral	1/23	Seth Adams	772-834-7497	sadams77613@gmail.com	Okeechobee	FL	January okcorraloutlaws.com
SASS Southeast Territorial Blackpowder Championship Darkness Falls	1/28	Confederate Colt	352-222-4214	confederatecolt@yahoo.com	Fort White	FL	January fwcc.net
SASS International Blackpowder Championship A Dark Day on The Santa Fe	1/29-30	Confederate Colt	352-222-4214	confederatecolt@yahoo.com	Fort White	FL	January fwcc.net
SASS Arizona State Wild Bunch Championship	2/13-24	Zona	480-227-8045	jeffrey.hiser@aps.com	Peoria	AZ	February ccsa-az.com
SASS Arkansas State Championship Hell on the Border	3/18-20	Naildriver	479-651-2475	naildriver2355@gmail.com	Fort Smith	AR	March ofgc.org/
SASS Florida State Championship Ides of March	3/18-21	Greta Dee	407-592-5108	greta.brucester@gmail.com	Tavares	FL	March actionshootingnetwork.com/lcp
SASS Texas State Championship	3/25-28	Charles Goodnight	281-342-1210	charlesgoodnight@att.net	Columbus	TX	March thss.org/
SASS Alabama State Championship Shootout At Cavern Cove	4/22-24	Buck D. Law	256-504-4366	don.carlton@arrowgraphics.net	Woodville	AL	April northalabamaregulators.com

CLUB NAME	DATE	CONTACT	PHONE	EMAIL	CITY	ST	WEB SITE
SASS Northeast Territorial Black Powder Championship Smoke in the Woods	4/24-25	Deadwood Stan	513-304-3505	ghess5941@gmail.com	Middletown	OH	April bigirons.com
SASS Delaware State Championship Eastern Shore Round-Up	4/30-5/2	Cactus Whiskey	302-834-0396	bud649@aol.com	Sudlersville	MD	April sassrenegades.com
Shootin' for the Brand	5/8	Calamity Di Bar	580-847-2210	dibartoma@me.com	Albany	OK	May rrvcowpokes.weebly.com
SASS Mississippi State Championship Smokin' Guns at Rabbit Ridge	5/28-30	Jackalop Jeb	662-610-8278	N/A	Byhalia	MS	May mississippiriverrangers.org
SASS Ohio State Championship Shootout at Hard Times	5/28-30	Mean Gun Mark	937-219-4376	meangunmark@earthlink.net	Piqua	OH	May miamivalleycowboys.org/
SASS Iowa State Championship Shootout at Coyote Gulch	5/28-30	Tuco	515-988-2301	acardenas32755@gmail.com	Indianola	IA	May fortdesmoinesrangers.com
SASS Wisconsin State Championship Reckoning on the Rock	6/4-6	Saddlespur Kate	414-659-7650	SaddlespurKate@yahoo.com	Beloit	WI	June rockriverregulators.com/
SASS Wisconsin State Blackpowder Championship Smoke in the Hills	6/26-27	Tracker Jack Daniels	715-643-2011	trackerjackdaniels@gmail.com	Glenwood City	WI	June wowsinc.org
Hell on Wheels	6/30-7/4	Assassin	307-287-6733	chshrdyh@aol.com	Cheyenne	WY	June bordervigilantes.com
SASS Idaho State Championship Renegade Shootout	7/7-10	Gem Hunter	208-466-0061	gepdaisy@msn.com	Boise	ID	July idahocowboyaction.org
SASS Nebraska State Championship Showdown on the Prairie	7/8-10	Stirrup Trouble	308-380-4682	dsayers@eaglecom.net	Alda	NE	July plattevalleygunslingers.com/
SASS Minnesota State Championship North Star Showdown	7/8-11	Timber Jack Thompson	320-979-1745	dloesq@yahoo.com	Kimball	MN	July gcgunslingers.com/
SASS Maryland State Championship Thunder Valley Days	7/11-13	Dogmeat Dad	301-253-0578	cmlmparis@compuserve.com	Damascus	MD	July wildliferangers.com
SASS Nebraska State Blackpowder Championship	7/11	Stirrup Trouble	308-380-4682	dsayers@eaglecom.net	Alda	NE	July plattevalleygunslingers.com/
SASS Montana State Championship Battle at Black Horse	7/15-18	Jeb's Lady	406-727-7625	dlfaj@charter.net	Great Falls	MT	July blackhorseshootists.com
SASS North Dakota and South Dakota State Championship Peace in the Valley	7/17-20	Wild River Rose	701-793-4116	wildriverrose5@aol.com	Enderlin	ND	July shyennewalleypeacekeepers.com
SASS Vermont State Championship Green Mountain Mayhem	8/13-15	Doc McCoy	802-363-7162	docmccoy@gmavt.net	St. Johnsbury	VT	August greenmountainmayhem.com
SASS Wisconsin State Wild Bunch Championship	8/14-15	Flyin Doc Coyote	608-790-3260	kunesmark@gmail.com	Holmen	WI	August www.wildbunch.com
SASS New Hampshire State Championship Fracas at Pemi Gulch	8/20-22	Dakota Joe	603-620-5001	dakota814@msn.com	Holderness	NH	August pemipeacemakers.com/
SASS Michigan State Championship Wolverine Rangers Range War	9/3-5	Sinola Kid	734-612-0570	sinolakid@gmail.com	Kimball	MI	September wolverinerangers.org
SASS Virginia State Championship Star City Shootout	9/4-6	Mad Dog Irv	504-520-5862	danzanddogs@gmail.com	Hardy	VA	September bendofrail.com
SASS Kansas State Wild Bunch Championship	9/4-5	Cooncan	913-209-3836	cooncan.pcc@gmail.com	Lenexa	KS	September powdercreekcowboys.com
SASS New Mexico State Championship - The Geronimo Trail Shootout	9/10-12	Captain Clark	575-644-9327	lncolts@gmail.com	Silver City / Mimbres	NM	September gilarangers.com/
SASS Colorado State Championship 8th Annual Return of the Buffalo to the Plains	9/10-12	Sixty-Nine Cent Wizard	970-396-9010	sixty9centwizard@aol.com	Briggsdale	CO	September briggsdalecountysshootists.com
Battle at the Crossroads	9/16-18	Scott Wayne	918-285-0543	mcac842565@aol.com	Cushing	OK	September N/A
SASS New York State Championship Heluva Rukus	9/17-19	Annabelle Bransford	518-368-3535	annabelle69@juno.com	Ballston Spa	NY	September circleregulators.com/
SASS Arizona State Championship Bordertown	10/20-24	Johnny Meadows	928-300-6684	johnnymeadows55@yahoo.com	Tombstone	AZ	October bordertowncas.com
SASS Louisiana State Championship	11/12-14	Dusty Sometimes	225-771-9923	Kevin.Bodden@uss.dhs.gov	Amite	LA	November bayoubountyhunters.com

Follow us on

Instagram

@singleactionshootingsociety

AND OTHER SOCIAL MEDIA

Facebook, Twitter, YouTube, Pinterest, Instagram icons